

SPHA Aluminum Hand Pump

- SUN RUN's hand pumps are always featured with their rugged construction and low handle efforts.
- All Aluminum Alloy construction and hand size release knobs that with anti-losing mechanism are truly suitable to industrial requirement and your daily work.
- Special design with Aluminum Alloy construction as much light weight is ideally for easy portability and maneuvering.



Optional Features

To add optional features to your pump, add the follow suffixes to the end of the model number.

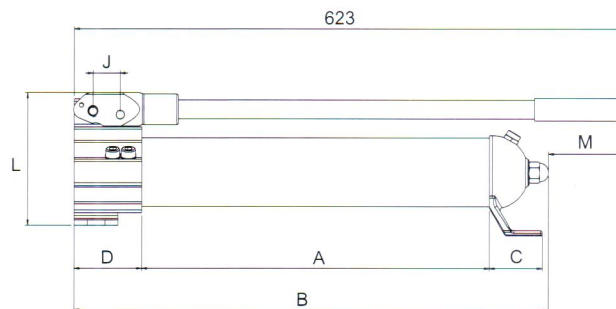
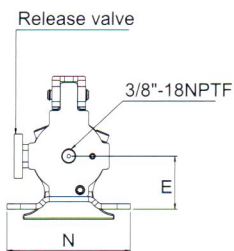

4 ways control Valve : Model D

Example :

SPHA-1500 with 4 ways control valve, order: SPHA-1500D.
Technical specifications for these features are available from SUN RUN.



SPHA-1500



Model Number	Pump Type	Usable Oil Capacity (cc)	Pressure Rating		Oil Displacement per Stroke		Piston Stroke (mm)	Dimensions(mm)								Weight (include oil) (kg)	
			1 st stage	2 nd stage	1 st stage	2 nd stage		A	B	C	D	E	J	L	M		N
			(bar)		(cm ³)												
SPHA-1500	Two-Speed	1500	14	700	12.5	2.8	21	430.3	567	60	76.7	60.3	31	150.25	84	140	5.6