


**Step 1.** Using crayons, markers or colored pencils customize any of the items shown in this activity packet.

**Step 2.** Cut your customized character images out using a scissors.



**Step 3.** Take the Safe T Riders where ever you go. Photograph and share their adventures with family and friends. Most importantly make sure to promote how to ride elevators escalators and moving walkways safely.

**Be a SAFE-T-RIDER!**


For interactive games and videos please visit [www.eesfc.org/safetyriders](http://www.eesfc.org/safetyriders) and also visit [www.eesfc.org](http://www.eesfc.org)



# Character Cutout & Activity Packet




# Character Cutout & Activity Packet



The Elevator Escalator Safety Foundation of Canada  
30 Conger Drive Wellington Ontario Canada | [www.eesfc.org/safetyriders](http://www.eesfc.org/safetyriders)



# Character Cutout & Activity Packet



Color, cutout and tape to the image on page 3 and you've got your very own elevator!



The Elevator Escalator Safety Foundation of Canada  
30 Conger Drive Wellington Ontario Canada | [www.eesfc.org/safetyriders](http://www.eesfc.org/safetyriders)

