



Malton Women Council



Funded in part by
the City of Brampton's
Advance Brampton Fund

ROAD SAFETY TIP SHEET

 info@mwc.community
 www.mwc.community
 +1 647-391-9668



Table of Contents

ROAD SAFETY	01
<hr/>	
SAFE DRIVING TIPS FOR THE WINTER	02
<hr/>	
SAFETY TIPS FOR PEDESTRIANS	03
<hr/>	
SAFETY TIPS FOR CYCLISTS	04
<hr/>	
SAFETY TIPS FOR CHILDREN	05
<hr/>	
DEALING WITH ACCIDENTS	06
<hr/>	
RESOURCES	10
<hr/>	
REFERENCES	11
<hr/>	

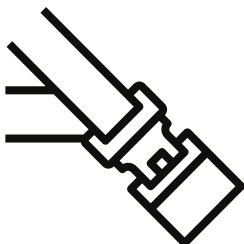


Road Safety

Road safety is everyone's responsibility. Drivers, pedestrians, and cyclists all play a role in keeping safe and avoiding collisions. Keep reading to learn more about how you can stay safe on the road.



Safe Driving Tips



- Do not talk, text, call, or email using a handheld device while driving.
- Follow rules of the road, traffic signs, and signals.
- Double-check blind spots before changing lanes. Avoid cutting, changing too fast, or not using signals.
- Avoid driving when tired.
- Drive within speed limits.
- Drive defensively. Be aware of your surroundings. Keep at least a 3-second distance between you and the car in front (6 seconds in bad weather).
- Adjust your seat, mirror, and controls before putting the car in gear.
- Pull over to eat or drink.
- Wear a seat belt.
- Keep your vehicle in good condition (tires, pressure, brakes, windshield, etc.).
- Do not drink and drive. Arrange a designated driver, take the bus, use ridesharing services, or stay with a friend at night.
- Be aware of school zones. Reduce your speed, be ready to stop at any time, and allow children to cross completely.



info@mwc.community



www.mwc.community



+1 647-391-9668

Safe Driving Tips for the Winter

- Use winter tires.

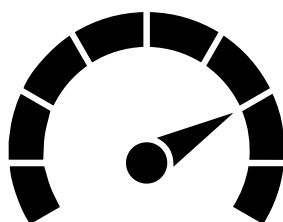


- Get your battery replaced if needed.

- Drive safely in the winter: smooth acceleration, braking, steering, and leave a minimum of 2-3 seconds follow distance between you and the vehicle in front. 6 seconds is better during winter.

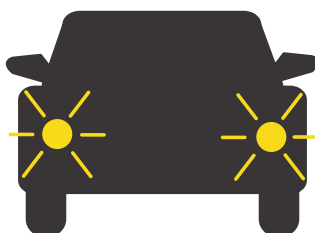


- Avoid passing vehicles in poor weather conditions.



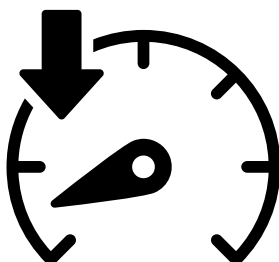
- Match your speed to the road and weather conditions.

- Turn on headlights during poor visibility.



- Remove all snow before driving to increase visibility.

- Slow down and allow for more time for brakes, changing lanes, turns, and curves.



- Avoid forceful braking or sudden wheel movements.



info@mwc.community



www.mwc.community




+1 647-391-9668

Safety Tips for Pedestrians



- Walk on the sidewalks. If sidewalks are unavailable, walk along the left side of the road facing oncoming traffic, close to the left edge.
- Use crosswalks to cross the street when possible.
- Be alert. Do not rely on traffic signals and stop signs alone. Ensure it is safe before you cross.
- Wear reflective clothing or carry a flashlight when walking in the dark.
- Do not allow young children to play near roads unsupervised.



info@mwc.community



www.mwc.community



+1 647-391-9668



Safety Tips for Cyclists

- Obey rules, traffic signs, and signals. Rules for motor vehicles and bicycles are the same for the road.
- Wear bright clothing and use reflective lights (side, front, rear)
- Ensure breaks are working
- Ride on the right side with the flow of traffic
- Cross at intersections. If you are driving on the road, you can drive through the intersection like a vehicle when safe.
- If you are young and riding on the sidewalk, stop at the end of the sidewalk, get off the bike, and walk your bicycle across the road.



info@mwc.community



www.mwc.community



+1 647-391-9668



Safety Tips for Children

- Use the appropriate car and booster seats for children.
- Children under the age of 12 are safest in the back seat, away from airbags
- Replace child seats if they have been involved in a collision, regardless of whether the seat was being used at the time of the collision.
- Do not use child seats older than 10 years, expired seats, or damaged seats.
- Do not allow children to fight or climb in the car.




Dealing with Accidents



- If you are in an accident:
 - Stop your vehicle immediately. Do not leave.
 - Check to see if anyone is injured. Do not move victims. Call 911.
 - If safe, get out of your vehicle. Take pictures of the scene and the damage. Record as many details as possible, such as date, time, conditions, contact, vehicle, and insurance information for the other driver(s) involved, witnesses, police officer information, etc.
- You can use the accident record worksheet by the Financial Services Regulatory Authority of Ontario as a guide:

<https://www.fsrao.ca/media/5671/download>



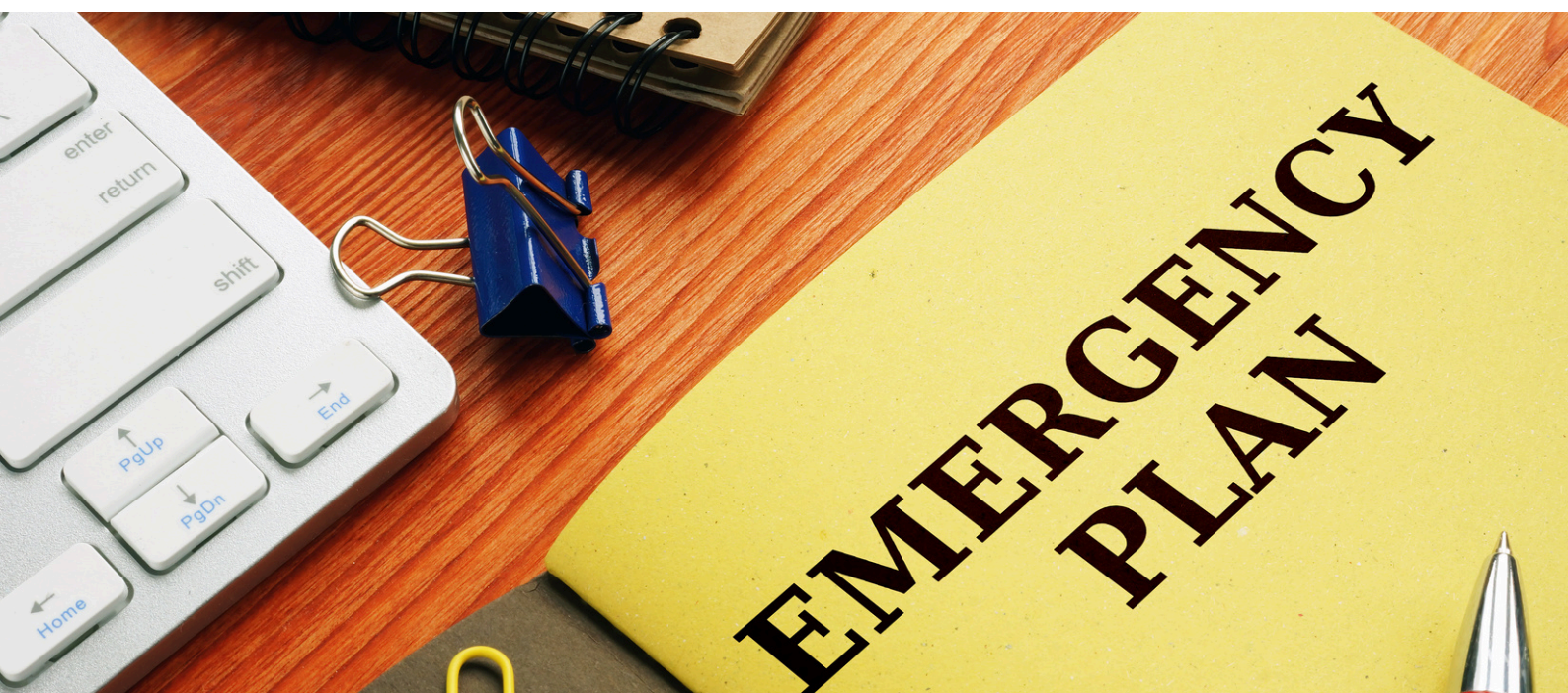


- Move your vehicle off the road to the shoulder if and when safe. If you cannot move the vehicle, turn on hazard lights, and if available, use cones, flares, or flags to indicate the accident.
- Call the police if:
 - There are injuries
 - Total damage to all vehicles involved seems above \$5,000
 - Drivers involved may be under the influence of drugs or alcohol
- Towing: <https://www.ontario.ca/page/tow-zone-pilot-program>
 - See the website above for information about towing.



Within 24 hours of the accident:


- Call a collision reporting centre <https://accsupport.com/> (instead of police) if:
 - There are no injuries
 - Total damage to vehicles seems under \$2,000
- You will be asked to complete a police report, and vehicle damage will be photographed. Provide these documents to your insurance company.
- Call your insurance company to provide details on the accident and ask for next steps.





Always be prepared by always having the following items in your vehicle (courtesy of the Financial Services Regulatory Authority of Ontario)

- Pen and Paper
- Accident Worksheet <https://www.fsrao.ca/media/5671/download>
- emergency road flares, warning triangles or cones
- fire extinguisher (A-B-C Type)
- flashlight and extra batteries
- bottled water
- booster cables
- tire repair kit and pump
- small tool kit
- towel
- pair of work gloves
- non-perishable food
- hand wipes
- thermal blanket



info@mwc.community



www.mwc.community

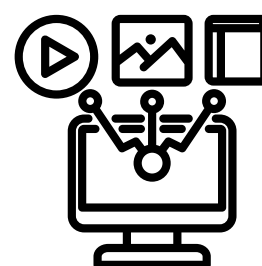


+1 647-391-9668



Resources

- Essential Numbers to Keep for Road Safety:
- Emergency Contacts (Multiple)
- Roadside Assistance
- Insurance Agent or Provider
- Towing Company
- Towing
 - See the following website for information
 - <https://www.ontario.ca/page/tow-zone-pilot-program>
- Collision Reporting Centre: <https://accsupport.com>




 info@mwc.community

 www.mwc.community

 +1 647-391-9668



References



- Peel Police Road Safety Tips
<https://www.peelpolice.ca/en/safety-tips/road-safety.aspx>
- Transport Canada Road Safety <https://tc.canada.ca/en/road-transportation/road-safety-canada>
- Ontario Road Safety Resource for Children Learning
<https://ontarioroadsafety.ca/en/>
- Financial Services Regulatory Authority of Ontario: What to do after an accident <https://www.fsrao.ca/consumers/auto-insurance/protect-yourself/what-do-after-accident>
- Accident Worksheet
<https://www.fsrao.ca/media/5671/download>
- Nationwide Mutual Insurance Company Safe Driving Tips
<https://www.nationwide.com/lc/resources/auto-insurance/articles/driving-safety-tips>
- Transport Canada Driving Safely in Winter:
<https://tc.canada.ca/en/road-transportation/stay-safe-when-driving/winter-driving/driving-safely-winter>



info@mwc.community



www.mwc.community



+1 647-391-9668