



HYPERSEAL DP-0725H

Hydrophilic and Chloroprene Rubber DP-0725H
Technical Data Sheet



Description

Hyperseal DP-0725H is a high performance, expanding hydrophilic rubber waterstop, with internal non-expanding chloroprene rubber layer, which swells to form a long-lasting water-tight compression seal. The double-layer design ensures that expansion is spread across the joint to achieve highly effective sealing. The swelling action is the result between water and hydrophilic groups which are part of the Hyperseal DP molecular structure. This waterstop comes with a self-adhesive backing making installation easy.

Uses

Hyperseal DP-0725H is suitable for all static construction joints, penetrations or low-movement sections where there is any concern regarding water penetration. It is used to seal horizontal and vertical construction joints for in-situ concrete.

Typical Areas of Application

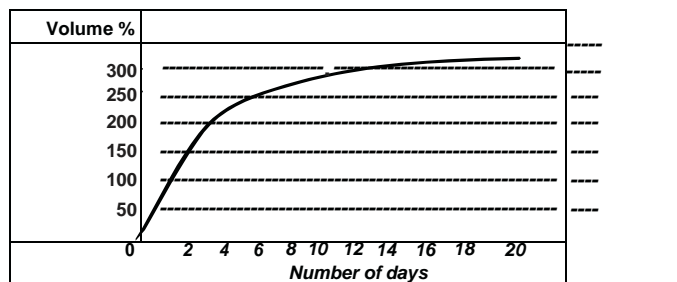
- Basements
- Elevator and equipment pits
- Swimming pools and water features
- Water towers, reservoirs and water storage tanks
- Tunnels, pipes and underground vaults
- Sewerage plants

Advantages

- Easy to install with a self-adhesive backing & simple butt joints - requires no welding or complex detailing
- Maximum seal achieved from double-layer rubber design as expansion is spread across the joint
- Can be applied to rough surfaces with the use of Hyperseal XSeal
- Swelling properties unaffected by long term wet/dry cycles
- Non-toxic and non-hazardous

Physical Properties

Form:	Flexible double-layer rubber - expanding hydrophilic and non-expanding chloroprene - strip with self-adhesive	
Colour:	Blue (external) and black (internal)	
Hydrostatic resistance:	up to 50m head	
	Hydrophilic Rubber (Blue)	Chloroprene Rubber (Black)
Elongation:	309%	495%
Tensile strength:	? N/mm ²	8.5MPa
Hardness (Shore A):	47	70
Specific Gravity:	1.35	1.41
Packaging:	DP-0725H 25mm x 7mm x 10m roll (10 rolls per box)	
Accessories:	Hyperseal XSeal sealant	
Typical swelling:		





Design Criteria

Hyperseal DP-0725H can be installed to either a channel formed in the concrete or directly onto the concrete surface.

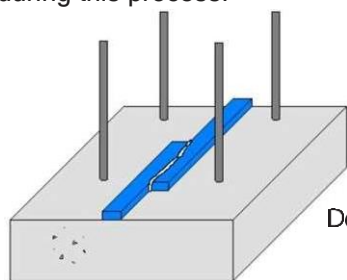
For quick installation, it is recommended that a relatively smooth surface be provided along the path of the joint; however irregular surfaces can be accommodated by using Hyperseal XSeal as an adhesive.

Always ensure that there is a minimum of 50mm cover from the edge for reinforced concrete and 100mm cover of concrete from the edge for unreinforced concrete to the face of the Hyperseal DP to prevent concrete blow-outs & accommodate swelling forces upon expansion.

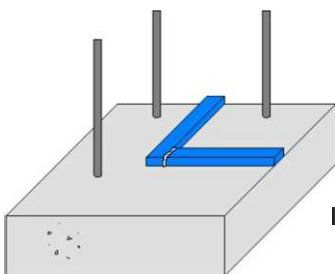
Hyperseal DP-0725H can also be used around penetrating pipe entries prior to concrete placement.

Application Instructions

1. Prep - carefully brush off all loose dirt and debris. Ensure surface is relatively smooth and free from oils, grease, dust, debris etc.
2. To join waterstop on construction joints, use a neat, firm butt joint that is pushed up to the next section to be joined. Ensure the ends are square. Leave 100mm of Hyperseal DP-0725H to allow butt joining to the next pour.
3. For rough surfaces and hard to reach sections, Hyperseal XSeal can be used as an adhesive and filler of voids. For vertical sections, use concrete nails in conjunction with Hyperseal XSeal. Take care not to crack the concrete.
4. Peel protective adhesive backing paper from Hyperseal DP-0725H one section at a time. Press firmly down onto concrete surface ensuring the waterstop is completely adhered to surface. Hyperseal XSeal can be placed across any joints to ensure a watertight structure. When using non-adhesive Hyperseal DP-0725H, brush solvent-based contact adhesive onto the concrete 30mm wide and a layer should be brushed onto the Hyperseal DP-0725H
5. Placement of concrete can proceed as soon as sufficient bond of the Hyperseal DP-0725H to the concrete has occurred. Care should be taken not to displace the waterstop during this process.



Detail A: Straight Joint



Detail B: Corner Joint

Safety

Before using or handling materials, please read all relevant Safety Data Sheets (SDS).

Storage

Hyperseal DP-0725H can be stored unopened for 12 months in a cool, dry place below 25°C. Any leftover material from site usage should be immediately returned to the original box and stored as outlined.

Limitations

- Do not leave product exposed to inclement weather conditions or submerged with water which could cause the material to expand prematurely. If this occurs, allow the product to fully dry out either naturally or by using a hot air gun before covering with Concrete. Not for use where excessive shrinkage or movement may occur.
- Not recommended for use in suspended slabs or expansion joints.
- Expansion rate can vary in salt or contaminated water.

Warranty

The seller warrants that at the time of shipment its products are free from manufacturing defects and, when applied in accordance with the current specification and application instructions, will perform as so stated in its product literature. Project specific warranties are available on request. Please consult your nearest distributor for further information.

Product Disclaimer

The technical details, recommendations and other information contained in this data sheet are given in good faith and represent the best of our knowledge and experience at the time of printing. It is your responsibility to ensure that our products are used and handled correctly and in accordance with any applicable Australian Standard, our instructions and recommendations are only for the uses they are intended. Hyperseal Waterstops does not accept any liability either directly or indirectly for any losses suffered in connection with the use or application of the product. We also reserve the right to update information without prior notice to reflect ongoing research and development programs. The supply of our products and services is also subject to certain terms, warranties and exclusions, which may have already been disclosed to you in prior dealings or are otherwise available to you on request. You should make yourself familiar with any relevant items.

Technical Support

For any additional information not expressed in this document, please contact us via the details below.

