
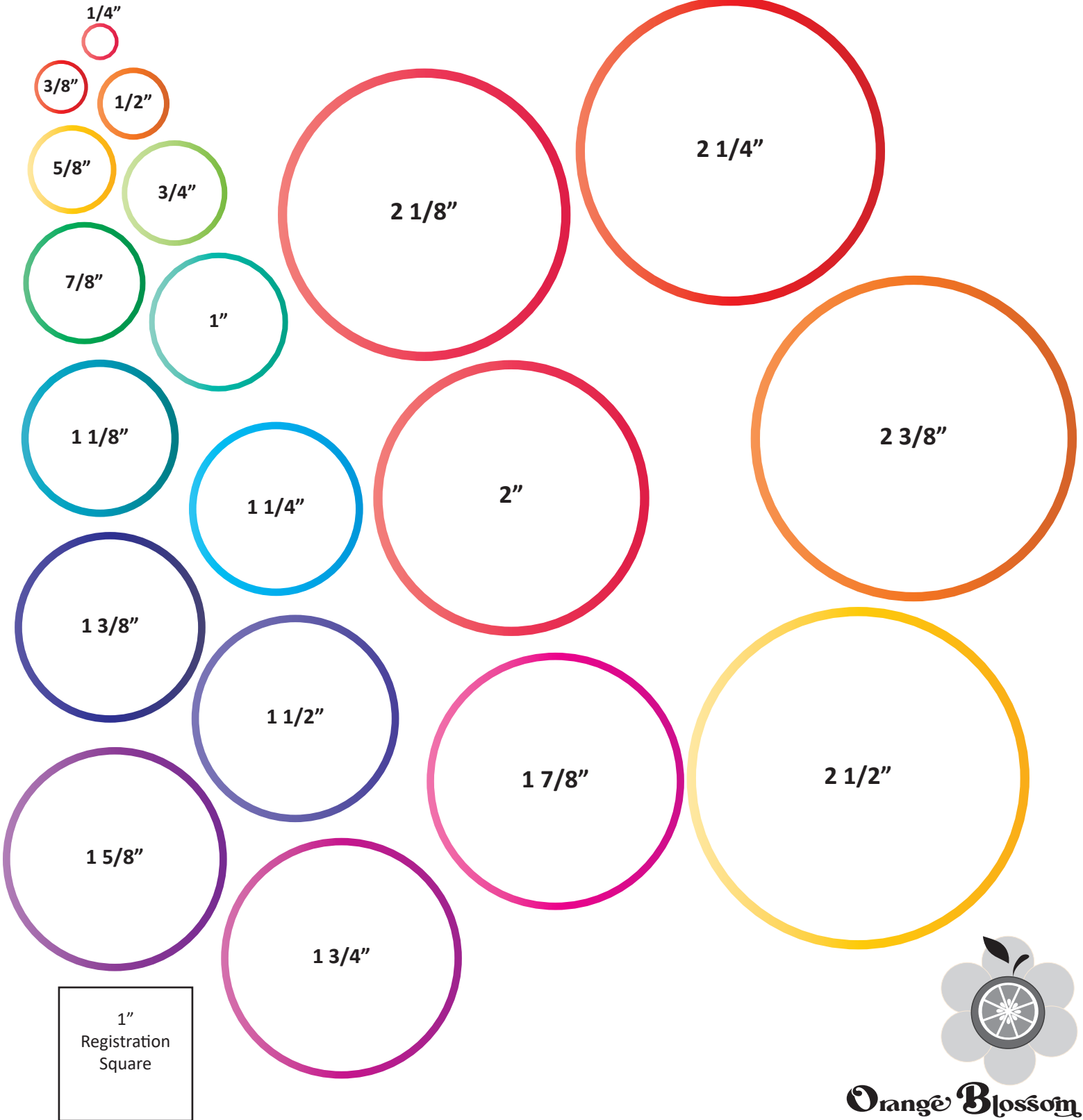


# DON'T GO BREAKIN' MY HEART

Effervescent Applique Circle Templates



**Orange Blossom**

**Quilt Design Studio, LLC**

4210 Cedar Brook Court

East Moline, IL 61244

(309) 314-5773

[orangeblossomquilt@gmail.com](mailto:orangeblossomquilt@gmail.com)

[www.orangeblossomquilt.com](http://www.orangeblossomquilt.com)


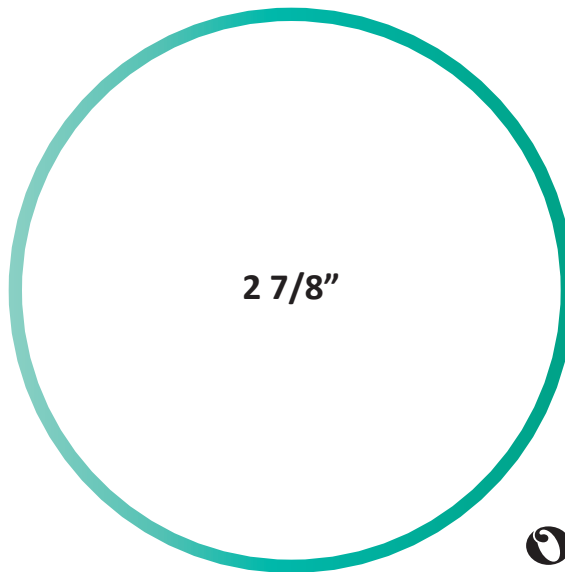

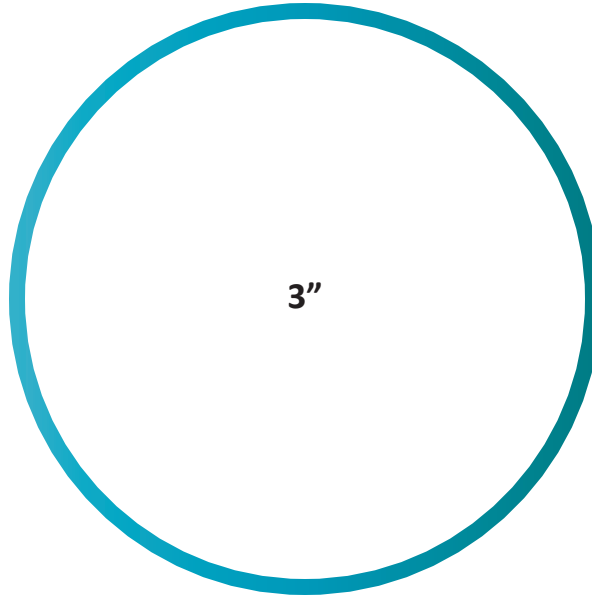
**Page 1 Of 2**

© Copyright 2026 All Rights Reserved

*Do NOT share, copy, sell, distribute, or publish in anyway this pattern or any part of this pattern without prior written permission from the designer, Laura Strickland of Orange Blossom Quilt Design Studio, LLC*

***There are no set quantities of any of the circles used for Effervescent Applique. Effervescent Applique is populating the shape with circles.***

- Trace the Outline of the shape (for this quilt it is a Heart)
- Fill in the area using a variety of sizes of circles.
- Use the larger circles in larger areas.
- Use the larger circles sparingly to achieve the most pleasing effect when completed.
- Work from biggest circles to smallest circles. Keep filling in the openings.
- When you can't fit any more circles in the shape outline you are done.
- You will use more of the smaller sizes because they fit within a smaller area



**Orange Blossom**

**Quilt Design Studio, LLC**

4210 Cedar Brook Court  
East Moline, IL 61244

(309) 314-5773

[orangeblossomquilt@gmail.com](mailto:orangeblossomquilt@gmail.com)

[www.orangeblossomquilt.com](http://www.orangeblossomquilt.com)

© Copyright 2026 All Rights Reserved

Do NOT share, copy, sell, distribute, or publish in anyway this pattern or any part of this pattern without prior written permission from the designer, Laura Strickland of Orange Blossom Quilt Design Studio, LLC