



KALI
PROTECTIVES

2025 COLLECTION



DRIVEN TO PROTECT. POWERED BY INNOVATION. ALWAYS MOVING FORWARD.

As we reflect on 2024, it's clear this year brought its share of challenges—but it also reaffirmed our resilience, adaptability, and passion for what we do. Together, we've embraced opportunities to innovate, pushed the boundaries of head and body protection, and remained steadfast in our mission to safeguard riders around the world. Each new hurdle reminded us of the strength of our community, the dedication of our team, and the trust our riders place in us every day.

Looking ahead to 2025, we see endless opportunities on the horizon. This year, we're committed to driving further innovation in our products, focusing on the safety and sustainability that define us.

We will continue to invest in our team, growing stronger together and fostering a culture of collaboration, creativity, and excellence. And above all, we will stay true to the values that guide us—delivering the kind of trust, reliability, and passion that our community deserves.

As we enter this new year, we're reminded that Kali Protectives isn't just about gear; it's about the people—riders, partners, and teammates—who inspire and motivate us to do better every single day. You are at the heart of what we do, and we are grateful to have you along on this journey.

Here's to a new year filled with progress, innovation, and adventures together. Let's make 2025 our best and most impactful year yet.

Sincerely,

A handwritten signature in black ink that reads "BRAD WALDRON". The signature is stylized and fluid.

Brad Waldron





TABLE OF CONTENTS

06	CPS
07	LCR
08	KALI TECH
10	FULL FACE
12	ENDURO
16	TRAIL
20	BUCKETS
24	ROAD
30	YOUTH
37	URBAN
46	BODY ARMOR
50	GLOVES
66	EYE WARE

CPS

COMPREHENSIVE PROTECTION STRATEGY

When we design our helmets, we take into consideration all types of crash scenarios – from twisting and turning, to rotational and sideways, and especially the types of accidents that are indescribable. We account for impacts of all shapes and sizes. As a matter of fact, this is what keeps Kali Protectives founder, Brad Waldron, awake at night.

We realize there are a lot of “trends” and “buzzwords” saturating the bicycle industry and helmets are not immune to this manufacturing approach, but Kali has no interest in integrating technology into our helmets simply to create a marketing opportunity, follow a trend, or sticker our boxes with fancy terminology.

Our strategy is to constantly be rethinking, reworking, and testing to make sure our helmets keep your brain as safe as possible as well as stay up with the latest style trends. The goal is to create the safest helmets on the market, so you have peace of mind while out on your favorite roads, trails, and jumps.

We strive to keep pushing the envelope with the best designs and materials and to implement useful protection into all of our helmets regardless of their intended use or price-point.

NICHOLI ROGATKIN



LCR

LIFETIME CRASH REPLACEMENT

You crash it. We replace it. It's that simple.

We don't do this as a marketing stunt or because we have lost our minds.

We do this because what we learn from crashed helmets informs everything we do. We have you return your crashed helmets so we can take them back into our lab to cut them open, measure them, and dissect them. We then use the information we gather from the unlucky few who test our helmets in ways we cannot recreate to build the next generation of Kali helmets. Of course, we prefer you never have to use the Lifetime Crash Replacement policy and suggest you replace your Kali helmets at respectable intervals. Let us reiterate once again, please leave the testing to us.



OUR PHILOSOPHY

At Kali, our commitment to excellence extends beyond just our products—it’s a philosophy ingrained in everything we do. We prioritize the highest quality materials, conducting rigorous safety testing across global labs to ensure unbiased results. From pioneering advanced technologies to innovating new processes, we’re relentless in our pursuit of addressing all dimensions of impact—linear, rotational, and low G—because better protection means safer rides for everyone.



LOW DENSITY
LAYER (LDL)

Specially designed gel padding placed throughout the interior of the helmet. Reduces rotation impact forces up to 25%, reduces low-g linear forces up to 30%.



LOW DENSITY
LAYER (LDL) — ERT

Our proprietary LDL layer specially designed gel padding placed throughout the interior of the helmet. Reduces rotation impact forces up to 25%, reduces low-g linear forces up to 30%.



SUPERVENTS

SuperVents is a part of the construction process which allows us to use larger airflow vents, while maintaining structural integrity.



NANO
FUSION

Combines multi-density EPS foam and dual direction geometric cone shapes. Interior and exterior impact energy management.



COMPOSITE
FUSION

In-molding technology merging the shell and EPS foam liner. Better impact energy management, increased dynamic range - smaller, lighter and stronger.



COMPOSITE FUSION
PLUS

Incorporates layers of multi-density cone shaped EPS foam, reduces impact g-forces up to 25%.



COMPOSITE FUSION
SQUARED

Combines multi-density EPS foam and dual direction geometric cone shapes. Interior and exterior impact energy management.



FULL
FACE


SHIVA 3.0

The Invader retains its high level of breathability and safety, but has been updated with a dial retention system for a more precise fit. The Invader 2.0 brings an added level of protection when you are looking to get rowdy on your local trails.

SIZES:

- XS-M (55-58cm)
- L-XXL (58-63cm)

TECHNOLOGY

- LOW DENSITY LAYER (LDL)**
Soft gel padding for rotational and low-g impact protection
-  **COMPOSITE FUSION**
In-molding technology merging the shell and EPS foam liner



LTD Mod: Gls Fluo
021112511_

SPECIFICATIONS	FEATURES:	VENTS:	MATERIAL:	CERTIFICATIONS:
	<ul style="list-style-type: none">• Removable/Washable Liner• Moto-Style Visor• Injection Molded Uni-Bottom• Compatible with Kali accessory mount• Cordura Helmet Bag• FidLoc Buckle• Frequency Fit System	<ul style="list-style-type: none">• 35 WEIGHT: <ul style="list-style-type: none">• 640g / 22.57oz	<ul style="list-style-type: none">• PC Shell• EPS Foam	<ul style="list-style-type: none">• CPSC• EN 1078



LTD Mod: Gls Wht/Blk
021112512_



Sld: Mat Blk/Gls Blk
021112211_



TRINITY CARBON

The Invader retains its high level of breathability and safety, but has been updated with a dial retention system for a more precise fit. The Invader 2.0 brings an added level of protection when you are looking to get rowdy on your local trails.

- SIZES:
- XS-M (55-58cm)
 - L-XXL (58-63cm)

TECHNOLOGY

- LOW DENSITY LAYER (LDL)**
Soft gel padding for rotational and low-g impact protection
- COMPOSITE FUSION**
In-molding technology merging the shell and EPS foam liner

SPECIFICATIONS	FEATURES: <ul style="list-style-type: none">• Removable/Washable Liner• Moto-Style Visor• Injection Molded Uni-Bottom• Compatible with Kali accessory mount• Cordura Helmet Bag• FidLoc Buckle• Frequency Fit System	VENTS: <ul style="list-style-type: none">• 35	MATERIAL: <ul style="list-style-type: none">• PC Shell• EPS Foam
	WEIGHT: <ul style="list-style-type: none">• 640g / 22.57oz		



LTD Swirl: Org
021142511_



Quake: Gls Blk/Fluo Ylw
021142322_



Quake: Gls Blk/Red/Wht
021142321_



Sld: Gls
021142311_



LTD Lightsped: Gls Mlt
021142521_

DH INVADER

The Invader retains its high level of breathability and safety, but has been updated with a dial retention system for a more precise fit. The Invader 2.0 brings an added level of protection when you are looking to get rowdy on your local trails.

- SIZES:
- XS-M (55-58cm)
 - L-XXL (58-63cm)

TECHNOLOGY

- LOW DENSITY LAYER (LDL)**
Soft gel padding for rotational and low-g impact protection
- COMPOSITE FUSION**
In-molding technology merging the shell and EPS foam liner

SPECIFICATIONS	FEATURES: <ul style="list-style-type: none">• Removable/Washable Liner• Moto-Style Visor• Injection Molded Uni-Bottom• Compatible with Kali accessory mount• Cordura Helmet Bag• FidLoc Buckle• Frequency Fit System	VENTS: <ul style="list-style-type: none">• 35	MATERIAL: <ul style="list-style-type: none">• PC Shell• EPS Foam	CERTIFICATIONS: <ul style="list-style-type: none">• CPSC• EN 1078
	WEIGHT: <ul style="list-style-type: none">• 640g / 22.57oz			



LTD Zolt: Holo Blk
021132511_



LTD Lightspeed: Gls Mlt
021132521_



LTD Punk: Gls Org
021132531_



LTD Zolt: Mat Brw/Blu
021132422_




Solid: Mat Blk
021132311_

ZOKA


Proven Kali protection in a lightweight stylish full face helmet. Whether you're knocking out laps in the bike park or gearing up your grom for their first shred session, the Zoka is tough to beat.

- SIZES:**
- S (54-56cm)
 - M (56-57cm)
 - L (58-60cm)
 - XL (60-62cm)

TECHNOLOGY



LOW DENSITY LAYER (LDL) - ERT
Soft gel padding for rotational and low-g impact protection



ABS
A flexible and durable thermoplastic material that is easy to mold and hard to dent or damage

SPECIFICATIONS

FEATURES:

- Removable/Washable Liner
- Anti-Microbial Pads
- Adjustable Moto-Style Visor

VENTS:

- 6 Helmet / 6 Chin Bar

WEIGHT:

- 980g / 34.6oz

MATERIAL:

- ABS Shell
- EPS Foam

CERTIFICATIONS:

- ASTM F1952
- CSPC
- EN 1078



KALI PROTECTIVES

KALI

COLOR DROP
LIMITED EDITION

Lightspeed: Gls Mlt
021062521_



Solid: Mat Wht
021062512_



Solid: Mat Blk
021062511_



Dash: Mat Red/Bur
021062121_



Dash: Mat Sfm/Gry
021062122_



Stripe: Mat Blk/Gry
021062111_



Stripe: Mat Blk/Brz
021062112_




ENDURO

CASCADE

Introducing the Cascade, the most innovative helmet we have ever created.


- SIZES:**
- S/M (55-61cm)
 - L/XL (60-63cm)

TECHNOLOGY



LOW DENSITY LAYER (LDL)

Soft gel padding for rotational and low-g impact protection



BIODOME

Recycled EPS, water based paint, recycled straps. Unbleached pads.

SPECIFICATIONS	<p>FEATURES:</p> <ul style="list-style-type: none"> • Bamboo Pads • Oceanworks Visor • Recycled EPS • Recycled PET Straps • Compatible with Kali accessory mount • Frequency Fit System 	<p>VENTS:</p> <ul style="list-style-type: none"> • 13 (11 SuperVents) 	<p>MATERIAL:</p> <ul style="list-style-type: none"> • PC Shell & Under Wrap • EPS Foam 	<p>CERTIFICATIONS:</p> <ul style="list-style-type: none"> • CPSC • EN 1078 • NTA
		<p>WEIGHT:</p> <ul style="list-style-type: none"> • 370g / 13.05oz 		




LTD Flash: Gls Pnk/Blk
022222431_




LTD Astro: Mat Lim/Prp
022222421_




LTD Electrify: Mat Wht/Blk
022222411_



LTD Afterburner: Mat Mlt
022222331_




LTD Lightspeed: Gls Mlt
022222511_




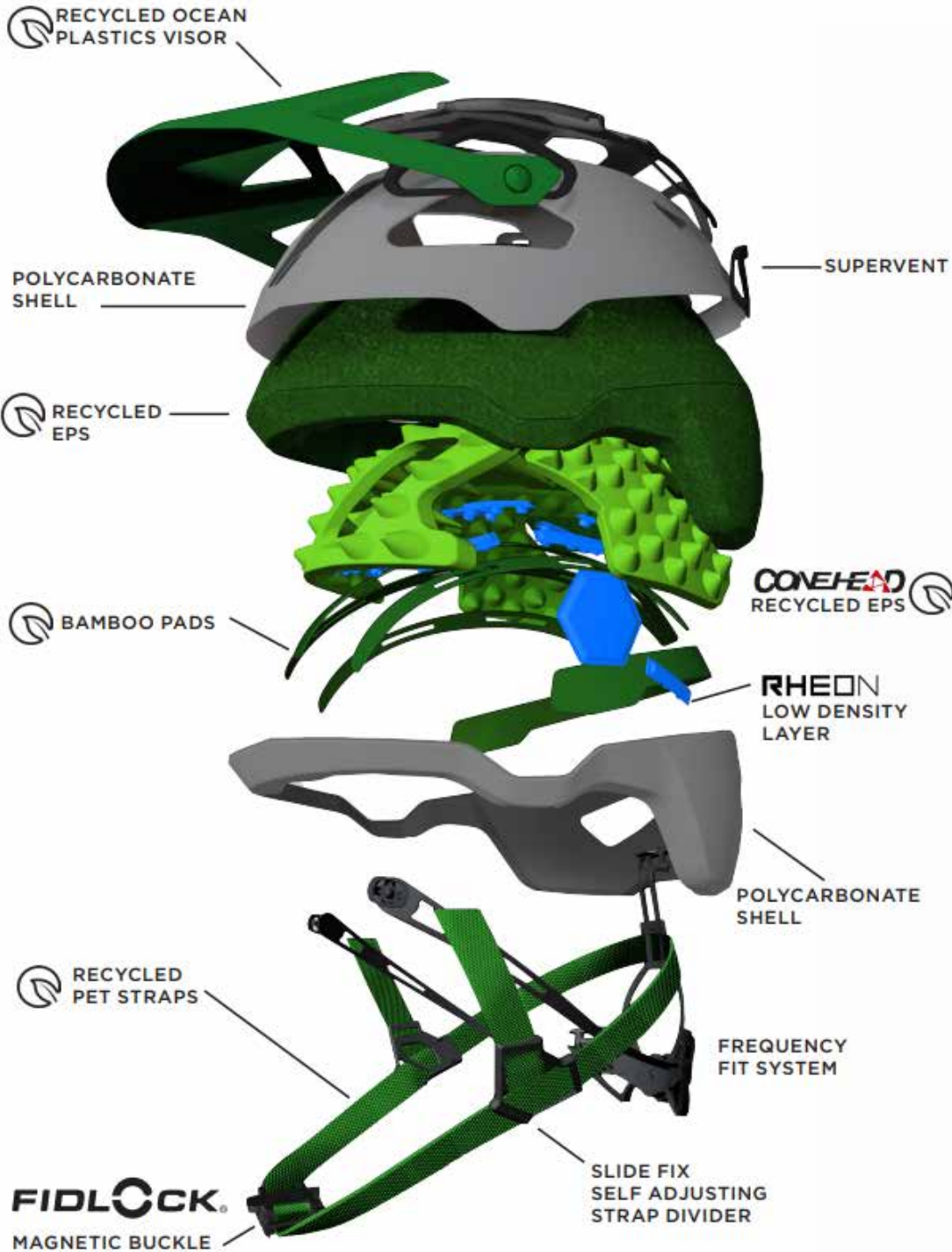
LTD Slid: Mat Wht/Blk
022222312_



Slid: Mat Blk/Gls Blk
022222311_



Feather: Gls Grn
022222321_



LTD Lightspeed: Gls Mlt
022222511_

INVADER 2.0

The Invader retains its high level of breathability and safety, but has been updated with a dial retention system for a more precise fit. The Invader 2.0 brings an added level of protection when you are looking to get rowdy on your local trails.

- SIZES:**
- XS-M (55-58cm)
 - L-XXL (58-63cm)

TECHNOLOGY

- LOW DENSITY LAYER (LDL)**
Soft gel padding for rotational and low-g impact protection
- COMPOSITE FUSION**
In-molding technology merging the shell and EPS foam liner

SPECIFICATIONS	FEATURES: <ul style="list-style-type: none">• Removable/Washable Liner• Moto-Style Visor• Injection Molded Uni-Bottom• Compatible with Kali accessory mount• Cordura Helmet Bag• FidLoc Buckle• Frequency Fit System	VENTS: <ul style="list-style-type: none">• 35 WEIGHT: <ul style="list-style-type: none">• 640g / 22.57oz	MATERIAL: <ul style="list-style-type: none">• PC Shell• EPS Foam	CERTIFICATIONS: <ul style="list-style-type: none">• CPSC• EN 1078



LTD Lightspeed: Gls Mlt
022182511_



Slid: Mat Blk
022182451_



Camo: Mat Gry/Blk
022182121_



Camo: Mat Khk
022182222_



Solid: Mat Khk
022182212_



Solid: Mat Wht
022182411_



LTD Flash: Mat Pnk/Blk
022182431_



LTD Force: Mat Wht/Blu
022182441_



LTD Force: Mat Wht/Red
022182442_

OF INVADER

The Open Face Invader meets all of the needs of the modern trail rider.

- SIZES:**
- XS-M (55-58cm)
 - L-XXL (58-63cm)

TECHNOLOGY

- LOW DENSITY LAYER (LDL)**
Soft gel padding for rotational and low-g impact protection
- COMPOSITE FUSION**
In-molding technology merging the shell and EPS foam liner

SPECIFICATIONS	FEATURES: <ul style="list-style-type: none">• Three Pads Options for Your Perfect Fit• Adjustable Visor• FidLock Magnetic Buckle• Frequency Fit System	MATERIAL: <ul style="list-style-type: none">• PC Shell• EPS Foam	CERTIFICATIONS: <ul style="list-style-type: none">• CPSC• EN 1078



LTD Solid: Mat Fluo Org/Blk
021122511_



Solid: Mat Blk
021122311_



LTD Solid: Mat Grn
021122313_



LTD Solid: Mat Blu
021122312_



INTERCEPTOR 2.0

The Interceptor 2.0 is the latest trail helmet from Kali Protective, redesigned and better than ever.

- SIZES:
- S/M (55-61cm)
 - L/XL (60-64cm)



LTD Solid: Mat Wht
022232511_

TECHNOLOGY				
<div>LOW DENSITY LAYER (LDL) Soft gel padding for rotational and low-g impact protection</div> <div>CONEHEAD NANO FUSION Combines multi-density EPS foam and dual direction geometric cone shapes. Interior and exterior impact energy management.</div> <div>SUPERVENT Construction process that allows for larger airflow vents, while maintaining</div>				
SPECIFICATIONS	FEATURES:	VENTS:	MATERIAL:	CERTIFICATIONS:
	<ul style="list-style-type: none">• Redesigned Visor with 2 Positions• Two Pad Sets: (1) Bug Liner, (1) Summer Pad• Kali Slide Fix• FidLock Magnetic Buckle• Frequency Fit System	<ul style="list-style-type: none">• 24	<ul style="list-style-type: none">• PC Shell & Under Wrap• EPS Foam	<ul style="list-style-type: none">• CPSC• EN 1078



Solid: Mat Gry
022232411_



MAYA 3.0

With a newly designed visor, a dial retention fit system and added venting, our best selling helmet is extra cooler than ever.

SIZES:

- XS/S (50-54cm)
- S/M (55-61cm)
- L/XL (60-63cm)



LTD Lightspeed: GlS Mlt
022042511_

TECHNOLOGY				
<div>LOW DENSITY LAYER (LDL) Soft gel padding for rotational and low-g impact protection</div> <div>CONEHEAD™</div>				
SPECIFICATIONS	FEATURES:	VENTS:	MATERIAL:	CERTIFICATIONS:
	<ul style="list-style-type: none">• Removable/Washable Anti-Microbial Pads• Bug Liner• Flex Moto-Style Visor• Unibody Construction• Compatible with Kali accessory mount• Frequency Fit System	<div>VENTS:</div> <ul style="list-style-type: none">• 13 <div>WEIGHT:</div> <ul style="list-style-type: none">• 360g / 12.7oz	<ul style="list-style-type: none">• PC Shell & Under Wrap• EPS Foam	<ul style="list-style-type: none">• CPSC• EN 1078



LTD Solid: Mat Terra/Nvy
022042521_



Camo: Mat Bon/Gry
022042211_



Slid: Mat Mos/Slv
022042113_



Slid: Mat Blk/Blk
022042111_



Slid: Mat Thd/Nvy
022042112_



Solid: GlS Blu/Wht
022042222_



Solid: GlS Midnight Blu
022042221_



LTD Race: Mat Gry/Lim/Blu
022042431_



LTD Grid: Mat Vintage Blu
022042421_



Topo Camo: Mat Khk
02204213_



Dandelion Mat
022042151_




Blk Forrest
022042142_

LUNATI 2.0


Aggressive venting to keep you cool and packed with features in a deep-coverage design. The Lunati 2.0 exceeds CE EN 1078 / CPSC 1203, fits like a dream and is ready for any off-road adventure.

- SIZES:**
- S/M (52-58cm)
 - L/XL (59-61cm)

TECHNOLOGY



LOW DENSITY LAYER (LDL) — ERT
Soft gel padding for rotational and low-g impact protection



COMPOSITE FUSION
In-molding technology merging the shell and EPS foam liner

SPECIFICATIONS

FEATURES:

- Removable/Washable/Anti-Microbial Pads/Bug Liner
- Break-Away Moto Style Visor
- Accessory Mounting System
- Vista Fit System

VENTS:

- 25

WEIGHT:

- 286g / 10.1oz

MATERIAL:

- PC Shell
- EPS Foam

CERTIFICATIONS:

- CPSC
- EN 1078



Fade: Mat Blk/Red
02211213_



Curve: Mat Khk/Stn
022202231_



Sld: Mat Pastel Blu
022202212_



Sld: Mat Blk/Gls Blk
022202211_



LTD Tread: Mat Nvy
022202311_



ALCHEMY

All the elements come together in a Composite Fusion trail helmet that is light yet so comfortable you'll forget you're wearing it. Features LDL, Kali's proprietary multi-G impact technology.

- SIZES:
- S/M (54-58cm)
 - L/XL (58-62cm)

TECHNOLOGY

LOW DENSITY LAYER (LDL)

Soft gel padding for rotational and low-g impact protection

COMPOSITE FUSION

In-molding technology merging the shell and EPS foam liner



Solid: Mat Khk/Stn
022142212_

SPECIFICATIONS	FEATURES: <ul style="list-style-type: none">• Removable/Washable/ Anti-Microbial Pads• Break-Away Visor• Locking Buckle & Sliders• Vista Fit System	VENTS: <ul style="list-style-type: none">• 21 WEIGHT: <ul style="list-style-type: none">• 300g / 10.5oz	MATERIAL: <ul style="list-style-type: none">• PC Shell & Under Wrap• EPS Foam	CERTIFICATIONS: <ul style="list-style-type: none">• CPSC• EN 1078



Sld: Mat Blk/Gls Blk
022142211_



Fade: Mat Bur/Blk
022142112_



PACE

With our QuadCore low density layer and Composite Fusion, the Pace is a great everyday, go anywhere helmet.

- SIZES:
- S/M (54-58cm)
 - L/XL (58-61cm)
 - XL/XXL (61-65cm)

TECHNOLOGY

LOW DENSITY LAYER (LDL) — ERT

Soft gel padding for rotational and low-g impact protection

COMPOSITE FUSION

In-molding technology merging the shell and EPS foam liner



Solid: Mat Wht/Tel
022172411_

SPECIFICATIONS	FEATURES: <ul style="list-style-type: none">• Removable/Washable/ Anti-Microbial Pads• Break-Away Visor• Locking Sliders• Compatible with Kali accessory mount	<ul style="list-style-type: none">• Vista Fit System• 15 WEIGHT: <ul style="list-style-type: none">• 352g / 12.4oz	VENTS:	MATERIAL: <ul style="list-style-type: none">• PC Shell & Under Wrap• EPS Foam	CERTIFICATIONS: <ul style="list-style-type: none">• CPSC• EN 1078



Afterburner: Mat Mlt
022172221_



Camo: Mat Gry
022172121_



Camo: Mat Thd
022172122_



Solid: Mat Blk/Gry
022172111_



Fade: Mat Blk/Gry/Gls Fluo Ylw
022172211_



Solid: Mat Pastel Prp/Blk
022172112_




Solid: Mat Mos/Wht
022172113_

CHAKRA SOLO

The Chakra Solo builds on the best selling Chakra line of helmets.
Featuring Composite Fusion, a Dial-Fit retention system and style for miles.

- SIZES:**
- S/M (52-57cm)
 - L/XL (58-61cm)

TECHNOLOGY

**COMPOSITE FUSION**
In-molding technology merging the shell and EPS foam liner

SPECIFICATIONS	FEATURES: <ul style="list-style-type: none">• Removable/Washable/ Anti-Microbial Pads• Break-Away Visor• Dial Fit System	VENTS: <ul style="list-style-type: none">• 15 WEIGHT: <ul style="list-style-type: none">• 292g / 10.3oz	MATERIAL: <ul style="list-style-type: none">• PC Shell• EPS Foam	CERTIFICATIONS: <ul style="list-style-type: none">• CPSC• EN 1078



Solid: Gls Red
022122211_



Solid: Gls Gry
022122212_



Solid: Pastel Prp
022122111_



Solid: Blu
022121814_



Solid: Wht
022121812_



Solid: Blk
022121811_



Solid: Thd
022122112_



VIVA 2.0

Whether you are hitting the skatepark, pumptrack or just hitting the mean streets on two, four or even just one wheel the Viva 2.0 is designed to keep your medulla oblongata safe and sound. Our classic bucket helmet has been upgraded with a fit system to help you dial in all day comfort no matter what you throw it at.

- SIZES:**
- S/M (54-58cm)
 - L/XL (58-61cm)

TECHNOLOGY



ABS
A flexible and durable thermoplastic material that is easy to mold and hard to dent or damage

SPECIFICATIONS	FEATURES: <ul style="list-style-type: none">• Anti-Microbial Pads• Locking Sliders• Dial Fit System	VENTS: <ul style="list-style-type: none">• 10 WEIGHT: <ul style="list-style-type: none">• 475g / 16.8oz	MATERIAL: <ul style="list-style-type: none">• ABS Shell• PC Under Wrap• EPS Foam	CERTIFICATIONS: <ul style="list-style-type: none">• CPSC• EN 1078



Sld: Mat Blk
023032211_

MAHA 2.0

The Maha 2.0 brings all the Kali goodness to your melon at a price even the most discerning skatepark rat can calculate as a value. We've added a dial retention system, so you can dial in the perfect fit. Regardless of how you get your kicks, the Maha 2.0 is there to keep you coming back for more.

- SIZES:**
- S/M (55-58cm)
 - L/XL (59-61cm)

TECHNOLOGY



ABS
A flexible and durable thermoplastic material that is easy to mold and hard to dent or damage

SPECIFICATIONS	FEATURES: <ul style="list-style-type: none">• Anti-Microbial Pads• Dial Fit System	VENTS: <ul style="list-style-type: none">• 10 WEIGHT: <ul style="list-style-type: none">• 375g / 13.3oz	MATERIAL: <ul style="list-style-type: none">• ABS Shell• EPS Foam	CERTIFICATIONS: <ul style="list-style-type: none">• CPSC• EN 1078



Sld: Mat Red
023042212_



Sld: Mat Blu
023042214_



Sld: Mat Wht
023042213_



Sld: Mat Blk
23042211_



GRIT 2.0

To have Grit is to have courage and determination. To have Grit is to have strength of character. To have Grit is to have the newest Kali helmet.

SIZES:

- S/M (54-58cm)
- L/XL (58-61cm)



LTD Solid: Mat Tel/Tan
024132511_

TECHNOLOGY

LOW DENSITY LAYER (LDL)

Soft gel padding for rotational and low-g impact protection



CONEHEAD NANO FUSION

Combines multi-density EPS foam and dual direction geometric cone shapes. Interior and exterior impact energy management.



SUPERVENT

Construction process that allows for larger airflow vents, while maintaining

SPECIFICATIONS

FEATURES:

- Anti-Microbial Moisture Wicking Pads
- Internal Rollcage & PC Bridge
- Unibody Construction
- Fixed Strap Intersections
- Frequency Fit System

VENTS:

- 19

WEIGHT:

- 320g / 11.2oz

MATERIAL:

- PC Shell & Under Wrap
- Kuro Fusion EPS

CERTIFICATIONS:

- CPSC
- EN 1078



Solid: Gls Red
024132313_



Solid: Mat Wht
024132411_



Solid: Mat Blk
024132311_




Topo: Mat Tel
024132321_

UNO


Introducing the new Uno, the one helmet to rule them all. The Uno looks great, stays cool and offers exceptional safety wherever the “road” might take you. It’s the only helmet you’ll ever need.

- SIZES:
- S/M (54-58cm)
 - L/XL (58-61cm)


TECHNOLOGY




LOW DENSITY LAYER (LDL) — ERT
Soft gel padding for rotational and low-g impact protection




SUPERVENT
Allows us to use larger airflow vents, while maintaining structural integrity




Sld: Mat Blk
024092111_




Solid: Mat Blk/Red
024092112_





Solid: Mat Wht/Blk
024092113_





Solid: GlS Blu/Wht
024092114_





Camo: Mat Bon/Gry
024092211_





LTD Tread: Mat Gry/Pnk
024092321_



LTD Solid: Mat Nvy/Lim
024092311_



LTD Astro: Mat Lim/Prp
024092411_



LTD Zolt: Mat Wht/Blk/Pnk
024092421_

SPECIFICATIONS

FEATURES:

- Anti-Microbial Pads
- Unibody Construction
- Locking Buckle & Sliders
- Vista Fit System

VENTS:

- 21

WEIGHT:

- 250g / 8.8oz

MATERIAL:

- PC Shell & Under Wrap
- EPS Foam

CERTIFICATIONS:

- CPSC
- EN 1078


PRIME 2.0

Whether it’s the race bell or the alarm clock, the Prime 2.0’s modern design and ample ventilation will motivate you pull it on and pedal off. We’ve added our QuadCore low density layer to help mitigate non-linear and rotational impacts.


SIZES:

- S/M (52-58cm)
- L/XL (58-62cm)


TECHNOLOGY




LOW DENSITY LAYER (LDL) — ERT
Soft gel padding for rotational and low-g impact protection




COMPOSITE FUSION
In-molding technology merging the shell and EPS foam liner



Fade: GlS Mlt
024112221_



Sld: GlS Wht
024112212_



Sld: GlS Blk
024112211_

SPECIFICATIONS

FEATURES:

- Washable Liner, Anti-Microbial Moisture Wicking Pads
- Bug Liner
- Locking Sliders
- Vista Fit System

VENTS:

- 21

WEIGHT:

- 270g / 9.5oz

MATERIAL:

- PC Shell & Bottom Wrap
- EPS Foam

CERTIFICATIONS:

- CPSC
- EN 1078

32

33



YOUTH

MAYA FULL FACE CHILD

The Maya Full Face Child is designed with a removable chin bar for added peace of mind, our QuadCore low density layer for non-linear and rotational impacts and was designed around our best selling helmet the Maya 3.0.

SIZES:
• One Size (50-54cm)



Race: Gls Tel
0221925312_

TECHNOLOGY

LOW DENSITY LAYER (LDL) — ERT
Soft gel padding for rotational and low-g impact protection

COMPOSITE FUSION
In-molding technology merging the shell and EPS foam liner

SPECIFICATIONS

FEATURES:
• Removable/Washable Anti-Microbial Pads
• Flex Moto-Style Visor
• Compatible with Kali accessory mount
• Frequency Fit System

VENTS:
• TBD

WEIGHT:
• TBD

MATERIAL:
• PC Shell
• EPS Foam

CERTIFICATIONS:
• CPSC
• EN 1078



Punk: Gls Red
0221925212_



LTD Lightspeed: Gls Mit
0221925112_



LTD Electrify: Mat Blk/Lim
0221924212_



LTD Zolt: Mat Wht/Blk
0221924312_



Easily Converts from a Full Face Helmet to a Half Shell Helmet!



Race: Gls Wht/Red/Blk
0221923112_




Blackout: Mat Blk
0221924112_


ZOKA YOUTH

Proven Kali protection in a lightweight stylish full face helmet. Whether you're knocking out laps in the bike park or gearing up your grom for their first shred session, the Zoka is tough to beat.

- SIZES:
- Y/M (50-51cm)
 - Y/L (52-53cm)

TECHNOLOGY

 **LOW DENSITY LAYER (LDL) — QUADCORE**
Soft gel padding for rotational and low-g impact protection

 **ABS**
A flexible and durable thermoplastic material that is easy to mold and hard to dent or damage



SPECIFICATIONS	FEATURES:	VENTS:	MATERIAL:	CERTIFICATIONS:
	<ul style="list-style-type: none">• Removable/Washable Liner• Anti-Microbial Pads• Adjustable Moto-Style Visor	<p>• 6 Helmet / 6 Chin Bar</p> <p>WEIGHT:</p> <ul style="list-style-type: none">• 980g / 34.6oz	<ul style="list-style-type: none">• ABS Shell• EPS Foam	<ul style="list-style-type: none">• ASTM F1952• CPSC• EN 1078



Solid: Mat Wht
021062512_



Solid: Mat Blk
021062511_



Stripe: Mat Blk/Gry
021062111_



Stripe: Mat Blk/Brz
021062112_



Dash: Mat Sfm/Gry
021062122_




Dash: Mat Red/Bur
021062121_


CHAKRA YOUTH PLUS

If your kid is likely to go big, before they go home, you might want to put them in the new Chakra Youth Plus. We have added a layer of our QuadCore, a LDL layer, to the original, making it a great choice for the shredder in your life.

- SIZES:
- One Size (52-57cm)

TECHNOLOGY

 **LOW DENSITY LAYER (LDL) - ERT**
Soft gel padding for rotational and low-g impact protection

 **COMPOSITE FUSION**
In-molding technology merging the shell and EPS foam liner



SPECIFICATIONS	FEATURES:	VENTS:	MATERIAL:	CERTIFICATIONS:
	<ul style="list-style-type: none">• Anti-Microbial Pads• Breakaway Visor• Stylish Matte Finish• Dial Fit System	<p>• 21</p> <p>WEIGHT:</p> <ul style="list-style-type: none">• 245g / 8.6oz	<ul style="list-style-type: none">• PC Shell• EPS Foam	<ul style="list-style-type: none">• CPSC• EN 1078



LTD Punk: Gls Blu
0221425122_



Pyramid: Mat Blk
0221421112_



Pyramid: Mat Tel
0221421122_



Zwiggles: Mat Tel/Wht
0221421222_



CHAKRA YOUTH

Kids shred too! The Chakra Youth features Composite Fusion construction, extended rear coverage, and bright colors, making it a safe, secure, and stylish choice for any shredder.

- SIZES:**
- One Size (52-57cm)

TECHNOLOGY



COMPOSITE FUSION
In-molding technology merging the shell and EPS foam liner



Sld: Gls Blk
022092211_

SPECIFICATIONS

- FEATURES:**

 - Anti-Microbial Pads
 - Breakaway Visor
 - Dial Fit System
- VENTS:**

 - 21

WEIGHT:

 - 245g / 8.6oz
- MATERIAL:**

 - PC Shell
 - EPS Foam
- CERTIFICATIONS:**

 - CPSC
 - EN 1078



Sld: Gls Neon Ylw
022092212_



Sld: Gls Pastel Sfm
022092213_



Sld: Gls Blu
022092214_



Sld: Gls Rsb
022092215_




Ninja
0220921112_

CHAKRA CHILD LIGHTED

Kali's popular children's helmet, the Chakra Child, just got better. We've taken our kids helmet and brightened it up, literally adding a light. Keeping the groms safer, one blink of the light at a time.

- SIZES:**
- XS (44-50cm)
 - S (48-54cm)

TECHNOLOGY



COMPOSITE FUSION
In-molding technology merging the shell and EPS foam liner

SPECIFICATIONS	FEATURES: <ul style="list-style-type: none">• Anti-Microbial Pads• Integrated Visor• Lighted Dial Fit System	VENTS: <ul style="list-style-type: none">• 21 WEIGHT: <ul style="list-style-type: none">• 208g / 7.4oz	MATERIAL: <ul style="list-style-type: none">• PC Shell• EPS Foam	CERTIFICATIONS: <ul style="list-style-type: none">• CPSC• EN 1078



Confetti: Gls Pnk
022102212_



Confetti: Gls Ylw
022102211_



Jungle: Gls Grn
022102221_




Jungle: Gls Blu
022102222_

CHAKRA CHILD

Start 'em early! The Chakra Child features Composite Fusion in-mold construction, and extended rear coverage for added safety and protection.

- SIZES:**
- XS (44-50cm)
 - S (48-54cm)

TECHNOLOGY



COMPOSITE FUSION
In-molding technology merging the shell and EPS foam liner

SPECIFICATIONS	FEATURES: <ul style="list-style-type: none">• Anti-Microbial Pads• Integrated Visor• Dial-Fit System	VENTS: <ul style="list-style-type: none">• 21 WEIGHT: <ul style="list-style-type: none">• 208g / 7.4oz	MATERIAL: <ul style="list-style-type: none">• PC Shell• EPS Foam	CERTIFICATIONS: <ul style="list-style-type: none">• CPSC• EN 1078



Sld: Blu
022102111_



Monsters: Blk
022102042_



Monsters: Blu
022102041_



Monsters: Org
022102043_



Unicorn: Blu
0221020315 (S)



Sprinkles: Mnt
022102012_



Sprinkles: Pnk
022102011_



Ninja
022102121_




CENTRAL LIT

Take our most popular commuter helmet and add some built in lights and what do you have? Our most popular commuter helmet with lights. We liked this helmet before, but now it's Lit.

- SIZES:**
 - S/M (52-58cm)
 - L/XL (58-62cm)

TECHNOLOGY



COMPOSITE FUSION

In-molding technology merging the shell and EPS foam liner



Sld: Mat Nvy
025052122_

Rear flashing USB light
with power button.

SPECIFICATIONS	FEATURES: <ul style="list-style-type: none">• Anti-Microbial Pads• Integrated LED Front & Rear Lights• Reflective Straps• Dial Fit System	VENTS: <ul style="list-style-type: none">• 21 WEIGHT: <ul style="list-style-type: none">• 270g / 9.5oz	MATERIAL: <ul style="list-style-type: none">• PC Shell• EPS Foam	CERTIFICATIONS: <ul style="list-style-type: none">• CPSC• EN 1078




Sld: Mat Blk
025052121_

CITY

This isn't your average bike helmet. The City is a purpose-built urban helmet featuring Composite Fusion Plus technology, integrated drop-down eye shield, and removable ear pads. The result is a helmet ready to take on any urban commute.

- SIZES:**
- S/M (54-58cm)
 - L/XL (58-62cm)

TECHNOLOGY

**COMPOSITE FUSION**
In-molding technology merging the shell and EPS foam liner

SPECIFICATIONS	FEATURES: <ul style="list-style-type: none">• Anti-Microbial Pads• Removable Ear Pads• Integrated Visor• Integrated Rear Light Mount• Dial Fit System	VENTS: <ul style="list-style-type: none">• 9 WEIGHT: <ul style="list-style-type: none">• 296g / 10.4oz	MATERIAL: <ul style="list-style-type: none">• ABS & PC Shell• EPS Foam	CERTIFICATIONS: <ul style="list-style-type: none">• CPSC• EN 1078



Reflective: Mat Blk
025022211_



Reflective rear panel.



Reflective: Gls Prp
025022213_




Reflective: Mat Nvy
025022212_


TRAFFIC LIGHT


Stop. Go. Be seen. The Traffic Light features integrated LED lights and a rear flasher for ultimate visibility. Built with our Composite Fusion technology, Low Density Layer and sustainable BioDome materials, it offers unmatched protection with a planet-friendly touch.

- SIZES:**
- S/M (52-58cm)
 - L/XL (58-62cm)

TECHNOLOGY

**LOW DENSITY LAYER (LDL) - ERT**
Soft gel padding for rotational and low-g impact protection

**COMPOSITE FUSION**
In-molding technology merging the shell and EPS foam liner

**BIODOME**
Recycled EPS, water based paint, recycled straps. Unbleached pads.

SPECIFICATIONS	FEATURES: <ul style="list-style-type: none">• Anti-Microbial Pads• Removable Cloth Visor• Fit System	VENTS: <ul style="list-style-type: none">• 21 WEIGHT: <ul style="list-style-type: none">• 270g / 9.5oz	MATERIAL: <ul style="list-style-type: none">• PC Shell• EPS Foam	CERTIFICATIONS: <ul style="list-style-type: none">• NTA 8776• CPSC• EN 1078



LTD Sid: Mat Rse Gld
025122514_



Sid: Mat Mnt
025122513_



Sid: Mat Blk
025122511_




Rear flashing USB light
with power button with
LEDs under the shell.

5TH AVE


Commute in style, stay connected. The 5th Ave combines Bluetooth technology for music and calls with advanced safety features like Composite Fusion, ERT and a rear flashing LED light for visibility. With a Fidlock Magnetic buckle and sustainable BioDome materials, it's the perfect blend of function, safety, and comfort.

- SIZES:
- S/M (52-58cm)
 - L/XL (58-62cm)


TECHNOLOGY



LOW DENSITY LAYER (LDL) - ERT
Soft gel padding for rotational and low-g impact protection



COMPOSITE FUSION
In-molding technology merging the shell and EPS foam liner



BIODOME
Recycled EPS, water based paint, recycled straps. Unbleached pads.



SPECIFICATIONS

FEATURES:

- Anti-Microbial Pads
- FidLock Buckle
- Recycled ABS Blend
- Recycled EPS
- RPET Straps
- Micro Fit System

VENTS:

- 21

WEIGHT:

- 270g / 9.5oz

MATERIAL:

- PC Shell
- EPS Foam

CERTIFICATIONS:

- CPSC
- EN 1078

Solid: Mat Lil/Wht
025142512_



Solid: Mat Blk
025142511_




TRAFFIC BASIC


Our Traffic Basic E-Bike helmet will be your go to with its rear flashing light to keep you visible, Low Density Layer and the NTA 8776 Dutch E-Bike safety rating to keep you protected as you cruise city streets.

- SIZES:
- S/M (54-58cm)
 - L/XL (58-62cm)


TECHNOLOGY




LOW DENSITY LAYER (LDL) - ERT
Soft gel padding for rotational and low-g impact protection



COMPOSITE FUSION
In-molding technology merging the shell and EPS foam liner



BIODOME
Recycled EPS, water based paint, recycled straps. Unbleached pads.



SPECIFICATIONS

FEATURES:

- Anti-Microbial Pads
- Rear Flashing LED Light
- Kali Slide Fix
- Dial Fit System

VENTS:

- 17

WEIGHT:

- 346g / 12.2oz


MATERIAL:

- PC Shell
- EPS Foam


CERTIFICATIONS:

- NTA 8776
- CPSC
- EN 1078


Sld: Mat Tel
025132511_



Sld: Mat Wht/Blk
025132512_



Rear flashing USB light with power button.




Ave


Your commute, elevated. The Ave pairs sleek design with essential safety features like Kali's Composite Fusion™ technology, an ERT Low Density Layer and a rear flashing LED light. With a Micro Fit System and sustainable BioDome materials, it offers a secure, eco-friendly ride every time.

- SIZES:**
 - S/M (55-58cm)
 - L/XL (59-61cm)


TECHNOLOGY

**LOW DENSITY LAYER (LDL) - ERT**

Soft gel padding for rotational and low-g impact protection

**COMPOSITE FUSION**

In-molding technology merging the shell and EPS foam liner

**BIODOME**

Recycled EPS, water based paint, recycled straps. Unbleached pads.

SPECIFICATIONS

FEATURES:

- Anti-Microbial Pads
- Integrated LED Light
- Recycled EPS
- Recycled ABS Blend
- RPET Straps
- Bamboo Pads
- Micro Fit System

VENTS:

- 15

WEIGHT:

- 358g / 12.6oz

MATERIAL:

- PC Shell
- EPS Foam

CERTIFICATIONS:

- CPSC
- EN 1078



Solid: Mat Fog
025102511_



Solid: Mat Org/Blu
025102512_



Solid: Mat Blk/Gls Blk
025102311_



Rear flashing USB light with power button.

Central

Stylish and functional urban protection. Whether it's tackling the daily commute or enjoying city nightlife by bike, the Central is a helmet purpose-built for exploring the heart of your asphalt jungle.

SIZES:

- S/M (52-58cm)
- L/XL (58-62cm)

TECHNOLOGY

**COMPOSITE FUSION**

In-molding technology merging the shell and EPS foam liner

**BIODOME**

Recycled EPS, water based paint, recycled straps. Unbleached pads.

SPECIFICATIONS

FEATURES:

- Anti-Microbial Pads
- FidLoc Buckle
- Reflective Straps
- Dial Fit System

VENTS:

- 21

WEIGHT:

- 270g / 9.5oz

MATERIAL:

- PC Shell
- EPS Foam

CERTIFICATIONS:

- CPSC
- EN 1078



Sld: Mat Stn
025052213_



Sld: Mat Stn
025052213_



Sld: Mat Pastel Blu
025052212_



Sld: Mat Blk
025051914_



Rear flashing USB light with power button.

48


49

CRUZ PLUS

Take our popular entry level commuter helmet and add a drop down eye shield and you are ready for whatever the road brings your way.

- SIZES:
- S/M (55-58cm)
 - L/XL (59-61cm)

TECHNOLOGY



BIODOME
Recycled EPS, water based paint, recycled straps. Unbleached pads.

SPECIFICATIONS	FEATURES: <ul style="list-style-type: none">• Anti-Microbial Pads• Integrated LED Light• LOCKPORT• Dial Fit System	VENTS: <ul style="list-style-type: none">• 15 WEIGHT: <ul style="list-style-type: none">• 358g / 12.6oz	MATERIAL: <ul style="list-style-type: none">• PC Shell• EPS Foam	CERTIFICATIONS: <ul style="list-style-type: none">• CPSC• EN 1078



Sld: Mat Blk
025082111_



Sld: Mat Hi Viz Ylw
025082114_



Sld: Mat Wht
025082112_




Rear flashing USB light
with power button.

CRUZ

The Cruz was designed with your ride in mind. Regardless of when and where your next two-wheeled adventure takes place, bring along the Cruz.

- SIZES:
- S/M (55-58cm)
 - L/XL (59-61cm)

TECHNOLOGY



BIODOME
Recycled EPS, water based paint, recycled straps. Unbleached pads.

SPECIFICATIONS	FEATURES: <ul style="list-style-type: none">• Anti-Microbial Pads• Integrated LED Light• LOCKPORT• Dial Fit System	VENTS: <ul style="list-style-type: none">• 15 WEIGHT: <ul style="list-style-type: none">• 270g / 9.5oz	MATERIAL: <ul style="list-style-type: none">• PC Shell• EPS Foam	CERTIFICATIONS: <ul style="list-style-type: none">• CPSC• EN 1078



Sld: Blk
025072111_



Sld: Gry
025072113_



Sld: Wht
025072112_



Rear flashing USB light
with power button.



SAHA

Our eco-friendly Saha features Bio-Dome construction, recycled EPS, and natural fabrics. The PLA-ABS blended shell, removable visor, and Fidlock buckle make the Saha an unapologetically tough and versatile helmet for any commute.

- SIZES:**
- S/M (55-58cm)
 - L/XL (59-61cm)



LTD Range: Mat Sge
025012521_

TECHNOLOGY

BIODOME
Recycled EPS, water based paint, recycled straps. Unbleached pads.

- | SPECIFICATIONS | FEATURES: | VENTS: | MATERIAL: | CERTIFICATIONS: |
|----------------|--|---|---|--|
| | <ul style="list-style-type: none">• Snap-Fit Removable Visor• Locking Sliders• FidLoc Buckle• Dial Fit System | <p>• 11</p> <p>WEIGHT:</p> <ul style="list-style-type: none">• 462g / 16.3oz | <ul style="list-style-type: none">• ABS-PLA Blended Shell• Recycled EPS Foam• Recycled PET Straps• Water Based Paint | <ul style="list-style-type: none">• CPSC• EN 1078 |




LTD Meadow: Mat Crm
025012511_
LTD Solid: Mat Vintage Blu
025012411_
Cozy: Mat Stn
025012221_
Cruise: Mat Blk
025012112_



Cruise: Mat Mos
025012113_

ALAIN LANUSSE



BODY ARMOR

STRIKE HD

Our breathable, heavy duty hard shell knee pad was built for the toughest of riders that demand tougher protection.

SIZES:

- S (39-42cm)
- M (42-45cm)
- L (45-48cm)
- XL (48-50cm)

SPECIFICATIONS

FEATURES:

- Flexible PU, Shock Absorbant Pads
- Breathable Back Panel
- Anti-Pull Down Design
- Non-Slip Band (Top and Bottom)



Solid: Blk
044032411_

STRIKE KNEE

There is no room for error when the trail gets technical. Kali's Strike armor features Xelion padding for high impact protection, and EVA padding in critical support areas.

SIZES:

- S (39-42cm)
- M (42-45cm)
- L (45-48cm)
- XL (48-50cm)

SPECIFICATIONS

FEATURES:

- Xelion Padding Material
- Softer Padding Next to Knee
- EVA Padding On the Side
- Breathable Back Panel
- Non-Slip Band (Top and Bottom)
- Velcro Adjustment



Blk/Gry
044021711_

TORO

There is no room for error when the trail gets technical. Kali's Strike armor features Xelion padding for high impact protection, and EVA padding in critical support areas.

SIZES:

- S (39-42cm)
- M (42-45cm)
- L (45-48cm)
- XL (48-50cm)

FEATURES:

- Xelion Padding Material
- Softer Padding Next to Knee
- EVA Padding On the Side
- Breathable Back Panel
- Non-Slip Band (Top and Bottom)
- Velcro Adjustment

SPECIFICATIONS

CASA SHIN

Kali introduces the all-new MISSION 2.0 knee pads. Super-light, breathable and comfortable articulated knee pad for riders seeking a full motion, medium protection trail pad that stays in place.

SIZES:

- S/M (31-41cm)
- L/XL (41-43cm)

FEATURES:

- 4-way stretch spandex articulated construction
- Abrasion resistant kneecap
- 3D molded knee puck
- Extra tall length for comfort and stability

SPECIFICATIONS

Solid: Blk
044042411_

Blk
041032111_

56

MISSION KNEE 2.0

Super-light, breathable and comfortable articulated knee pad for riders seeking a full motion, medium protection trail pad that stays in place.

SIZES:

- S (23-26cm)
- M (26-30cm)
- L (30-33cm)
- XL (33-36cm)

FEATURES:

- 4-way stretch spandex articulated construction
- Abrasion resistant kneecap
- 3d molded knee puck
- Extra tall length for comfort and stability

SPECIFICATIONS

Blk
041022111_

MISSION 2.0 YOUTH KNEE

Super-light, breathable and comfortable articulated knee pad for riders seeking a full motion, medium protection trail pad that stays in place. Ultralight articulated and breathable trail knee pad.

SIZES:

- YS (23-26cm)
- YM (26-30cm)
- YL (30-33cm)

FEATURES:

- 4-way stretch spandex articulated construction
- Abrasion resistant kneecap
- 3d molded knee puck
- Extra tall length for comfort and stability

SPECIFICATIONS

Blk
041022111_

57

MISSION KNEE

Built to handle epic all day trail riding. Durable, lightweight and ergonomically designed for climbing and descending, Mission amor let’s you focus on the task at hand.

SIZES:

- S (39-42cm)
- M (42-45cm)
- L (45-48cm)
- XL (48-50cm)

FEATURES:

- Flexible PU, shock absorbant pads
- Breathable Back Panel
- Anti-Pull Down Design
- Non-Slip Band (Top and Bottom)



STRIKE ELBOW

Our Strike armor features Xelion padding for high impact protection when there is no room for error.

SIZES:

- S (23-26cm)
- M (26-30cm)
- L (30-33cm)
- XL (33-36cm)

FEATURES:

- Xelion Padding Material
- EVA Padding On the Side
- Breathable Back Panel
- Non-Slip Band (Top and Bottom)
- Velcro Adjustment



Blk/Gry
042021811_

MISSION ELBOW

Built to handle epic all day trail riding. Durable, lightweight and ergonomically designed for climbing and descending, Mission amor let’s you focus on the task at hand.

SIZES:

- S (23-26cm)
- M (26-30cm)
- L (30-33cm)
- XL (33-36cm)

FEATURES:

- Flexible PU, Shock Absorbant Pads
- Breathable Back Panel
- Anti-Pull Down Design
- Non-Slip Band (Top and Bottom)



Blk/Gry
042011812_

KULA ELBOW

The Kula is the crossroad of comfort and protection with the perfect blend of hard and soft shell structures.

SIZES:

- S (23-26cm)
- M (26-30cm)
- L (30-33cm)
- XL (33-36cm)

FEATURES:

- Hard Shell Protection
- Breathable Back Panel
- Anti-Pull Down Design
- Non-Slip Band (Top and Bottom)



Blk/Gry
042011812_



MISSION LINER

The Mission Liner Short: a lightweight, ventilated riding liner with hip and tailbone protection.

TECHNOLOGY

BIODOME
Recycled EPS, water based paint, recycled straps. Unbleached pads.

SIZES:

- S (31-33cm)
- M (33-36cm)
- L (36-39cm)
- XL (39-43cm)

FEATURES:

- Large elastic waistband for comfort and durability
- Low Density Layer pad inserts on sides, thigh, and tail bone for mobility and protection
- Articulated ride position construction
- Breathable mesh and spandex construction
- Padded chamois pad reduces pressure points

SPECIFICATIONS

Cozy: Mat Stn
025012221_



CASCADE

The all-new Cascade glove is for riders looking for a lightweight, medium duty trail glove with great articulation.

SIZES:

- XS
- S
- M
- L
- XL
- XXL

SPECIFICATIONS

FEATURES:

- Inner thumb web gusset construction
- Reinforced seam construction
- 4-way stretch spandex top hand
- Absorbent microfiber on thumb
- Perforated palm



Checkers Blk
043022321_



Classic Blk
043022311_



Camo Thd
043022122_



LTD Tread Nvy/Mlt
043022331_



LTD Race Fluo Ylw/Blk
043032154_



LTD Tread Tel/Blk
043032331_



Race Blk/Red
043032154_



Classic Blk
043032111_



Camo Gry
043032123_

MISSION

The Mission glove is the perfect choice for the rider looking for extreme comfort and total freedom of movement.

SIZES:

- XS
- S
- M
- L
- XL
- XXL

SPECIFICATIONS

FEATURES:

- 4-way stretch spandex articulated construction
- Reinforced seam construction where it counts
- Mesh back construction for breathability

LAGUNA

The new Laguna glove is for riders looking for a no nonsense modern glove.

SIZES: <ul style="list-style-type: none">• XS• S• M• L• XL• XXL	SPECIFICATIONS	FEATURES: <ul style="list-style-type: none">• Touchscreen compatible silicone thumb and index fingers• Absorbent microfiber on thumb• Spandex top hand• Velcro closure
---	-----------------------	--

LAGUNA YOUTH

The new Laguna Youth glove is for riders looking for a no nonsense modern glove.

SIZES: <ul style="list-style-type: none">• Y/S (5-9 Years)• Y/L (8-14 Years +/-)	SPECIFICATIONS	FEATURES: <ul style="list-style-type: none">• Touchscreen compatible silicone thumb and index fingers• Absorbent microfiber on thumb• Spandex top hand• Velcro closure
--	-----------------------	--

VENTURE

Everyday versatility in an all-purpose glove, the Venture is designed to offer protection and durability while being comfortable, light and breathable.

SIZES: <ul style="list-style-type: none">• S• M• L• XL• XXL	SPECIFICATIONS	FEATURES: <ul style="list-style-type: none">• Flexible PU, Shock Absorbant Pads• Breathable Back Panel• Anti-Pull Down Design• Non-Slip Band (Top and Bottom)
--	-----------------------	---

HASTA

The Hasta glove is a blend of quality materials and well-thought design, resulting in a lightweight and durable glove that delivers comfort, control and protection for any trail or downhill run.

SIZES: <ul style="list-style-type: none">• XS• S• M• L• XL	SPECIFICATIONS	FEATURES: <ul style="list-style-type: none">• Microfiber Palm• Silicone Gripper Finger Tips• Highly Breathable• Knuckle Flex Zones for Enhanced Articulation• Reflective Knuckle Accents
---	-----------------------	---





EYEWARE

TRINITY

The Trinity, with its quick-change lens system, is a high performance goggle for Moto, DH and Trail.

SPECIFICATIONS

FEATURES:

- Quick-change lens with two lever engagement for simple operation
- UV Protective Lenses
- Comes standard with two lenses: (1) Blue Mirrored for bright light and (1) Clear for low light
- Anti-fog & anti-scratch coating
- Silicone gripper for non-slip performance
- Triple foam construction
- Mirrored Rally Orange Lens Available for Purchase



0740121111_

SHASTA

A classic Moto goggle for riders looking for simple, clean and timeless style.

SPECIFICATIONS

FEATURES:

- Classic styling and construction
- UV Protective Lenses
- Silicone gripper for non-slip performance
- Triple foam construction
- Anti-fog & anti-scratch coating



0740121211_

SOLARIS

See the world in a new light with the Solaris sunglasses, designed for ultimate versatility and protection. Each kit includes sleek black or white frames, a durable hard case, two spare lenses (black polarized and yellow polycarbonate), soft storage pouches, and a secure eyewear strap—so you’re ready for any adventure.

SPECIFICATIONS

- FEATURES:**
- Durable Hard Case
 - Two (2) Spare Lenses (Black Polarized and Yellow Polycarbonate)
 - Soft Storage Pouches
 - Eye Ware Strap



Black
0760124110



White
0760124120



KALI
PROTECTIVES

USA HEADQUARTERS
375 TENNANT AVE.
MORGAN HILL, CA 95037
1-888-PRO-KALI
INFO@KALIPROTECTIVES.COM