



DEALER
WORKBOOK
MY 2026

:RIP 9 RDO



ROLL. IN. PEACE.

THE RIP 9 RDO IS OUR MOST VERSATILE TRAIL BIKE - THE ONE BY WHICH ALL OTHERS ARE MEASURED. THE FRAME FEATURES RIB CAGE CONSTRUCTION FOR STIFFNESS, FULL SLEEVE INTERNAL CABLE ROUTING, HIGH/LOW FLIP CHIP ADJUSTABLE GEOMETRY, AND ROOM FOR LONGER DROPPER POSTS. BUILT WITH NINER'S 29ER KNOW-HOW AND 140MM OF RE-TUNED CVA SUSPENSION, THIS RIP WILL EAT WHATEVER YOU FEED IT.

HIGHLIGHTS:

- > NEW COLOR FOR 2026
- > CONTEMPORARY TRAIL BIKE GEOMETRY
- > HIGH-LOW GEOMETRY FLIP CHIP FOR TUNABLE RIDE
- > 29X2.6" TIRE CLEARANCE
- > UDH DERAILLEUR HANGER

SIZES AVAILABLE: SM, MD, LG, XL



AGAVE TEAL/BRONZE COLORWAY



HEMP GREY/BLACK COLORWAY

SRAM GX EAGLE TRANSMISSION - AGAVE TEAL/BRONZE

FORK	FOX 36 FLOAT FACTORY, GRIP X, HSC, LSC, LSR, KASHIMA COAT, 150MM, 110X15MM, 44MM OFFSET
SHOCK	FOX FLOAT X FACTORY EVOL 2 POSITION W/ ADJUST, KASHIMA COAT
WHEELS	DT SWISS XM 1700 SPLINE 30MM, CENTERLOCK, 110X15MM FRONT, 148 X 12MM REAR
TIRES	SCHWALBE HANS DAMPF EVO SUPER TRAIL 2.6 FRONT, NOBBY NIC EVO SUPER TRAIL 2.6 REAR
BRAKES & ROTORS	SRAM MAVEN 4-PISTON, 200/180 CENTERLINE ROTORS
BRAKE LEVERS	SRAM MAVEN
R/ SHIFTER	SRAM AXS POD 12SP
F/ SHIFTER	N/A
R / DERAILLEUR	SRAM GX EAGLE AXS T-TYPE 12SP
F / DERAILLEUR	N/A
CASSETTE	SRAM XS 1275 T-TYPE 10-52T
CHAIN	SRAM GX T-TYPE 12SP
CRANK SET	SRAM GX EAGLE TRANSMISSION DUB, 32T (S/M/L - 165MM, XL - 170MM)
BOTTOM BRACKET	BB DUB BSA 73 MTB WIDE
SADDLE	NINER CUSTOM TR WITH CRN-TI RAILS, PRINTED NINER GRAPHIC
SEAT POST	KS LEV SI (XS/S-100MM, M/L/XL-150MM)
HANDLEBAR	RACE FACE AFFECT R 780MM WIDE, 20MM RISE, 35MM CLAMP
STEM	RACE FACE AFFECT R 40MM, 35MM CLAMP
GRIPS	NINER GRRRIPS L/O

SRAM EAGLE 70 - HEMP GREY/BLACK

FORK	FOX 36 FLOAT RHYTHM, GRIP, SWEEP ADJUST, 150MM, 110X15MM, 44MM OFFSET
SHOCK	FOX FLOAT X PERFORMANCE EVOL 2 POSITION W/ ADJUST
WHEELS	NINER ALLOY 30MM, 110X15MM FRONT, 148 X 12MM REAR, NINER GRAPHIC
TIRES	SCHWALBE HANS DAMPF EVO SUPER TRAIL 2.6 FRONT, NOBBY NIC EVO SUPER TRAIL 2.6 REAR
BRAKES & ROTORS	SRAM DB4, 180/180MM G2CS ROTORS
BRAKE LEVERS	SRAM MDB4
R/ SHIFTER	SRAM EAGLE 70 T-TYPE 12SP
F/ SHIFTER	N/A
R / DERAILLEUR	SRAM EAGLE 70 T-TYPE 12SP
F / DERAILLEUR	N/A
CASSETTE	SRAM XS 1270 T-TYPE 10-52T
CHAIN	SRAM EAGLE 70 T-TYPE 12SP
CRANK SET	SRAM EAGLE 70 DUB, 32T (S/M/L - 165MM, XL - 170MM)
BOTTOM BRACKET	BB DUB BSA 73 MTB WIDE
SADDLE	NINER CUSTOM TR WITH CRN-TI RAILS, PRINTED NINER GRAPHIC
SEAT POST	KS LEV SI (XS/S-100MM, M/L/XL-150MM)
HANDLEBAR	RACE FACE AFFECT R 780MM WIDE, 20MM RISE, 35MM CLAMP
STEM	RACE FACE AFFECT R 40MM, 35MM CLAMP
GRIPS	NINER GRRRIPS L/O

TECH SPECS

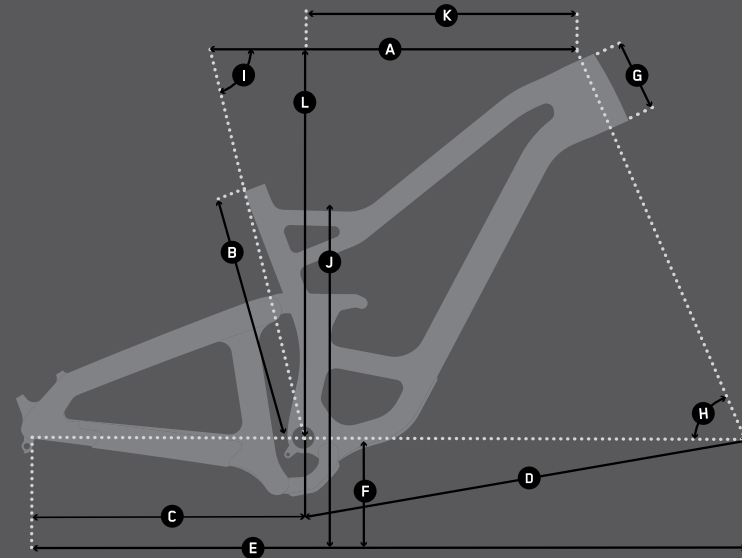
- **FRAME FITTINGS AND MOUNTS:** 1 BOTTLE CAGE IN FRONT TRIANGLE
- **MAXIMUM FRONT SUSPENSION:** 160MM
- **SHOCK SIZE:** 210X55MM
- **SUGGESTED SHOCK SAG:** 30% (16.5MM)
- **SEAT COLLAR SIZE:** 34.9MM
- **FRONT DERAILLEUR:** N/A
- **PIVOT BEARING SPECS:** (8X) 26 X 17 X 5MM ENDURO BO MAX, (2X) 26 X 17 X 10MM ENDURO DOUBLE ROW
- **MAXIMUM CHAINRING SIZE:** 34T
- **ISCG COMPATIBILITY:** ISCG 05
- **MAXIMUM REAR ROTOR SIZE:** 180MM
- **MINIMUM REAR ROTOR SIZE:** 160MM
- **REAR WHEEL THROUGH AXLE SPEC:** M12 X 1.75P X 182L
- **REAR SUSPENSION TRAVEL:** 140MM
- **FORK OFFSET:** 44MM
- **SHOCK MOUNTING HARDWARE:** UPPER - M8 X 30MM, LOWER M8 X 25MM
- **SEATPOST SIZE:** 30.9MM
- **CABLE ROUTING:** INTERNAL
- **HEADSET SIZE:** SHIS DESCRIPTION ZS44/28.6 | ZS56/40
- **BOTTOM BRACKET TYPE:** BSA THREADED
- **BRAKE MOUNT TYPE:** POST MOUNT
- **REAR WHEEL SPACING:** 12X148MM
- **MAX TIRE SIZE:** 29 X 2.6
- **LIFETIME WARRANTY**

FLIP CHIP HIGH MODE (MM)

	(A) TT LENGTH	(B) SEAT TUBE LENGTH	(C) HORIZONTAL CHAINSTAY	(D) FRONT CENTER	(E) WHEELBASE	(F) BB DROP	(G) HEADTUBE LENGTH	(H) HEADTUBE ANGLE	(I) SEATTUBE ANGLE	(J) STANDOVER HEIGHT	(K) REACH	(L) STACK
FORK TRAVEL (MM)*	150	150	150	150	150	150	150	150	150	150	150	150
SM	573	376	434	726	1160	32.0	90	66.0°	75.8°	682	420	610
MD	596	406	434	748	1181	32.0	95	66.0°	75.8°	712	440	615
LG	622	446	434	775	1208	32.0	100	66.0°	75.8°	744	465	619
XL	650	496	434	806	1240	32.0	115	66.0°	75.8°	769	490	633

FLIP CHIP LOW MODE (MM)

	(A) TT LENGTH	(B) SEAT TUBE LENGTH	(C) HORIZONTAL CHAINSTAY	(D) FRONT CENTER	(E) WHEELBASE	(F) BB DROP	(G) HEADTUBE LENGTH	(H) HEADTUBE ANGLE	(I) SEATTUBE ANGLE	(J) STANDOVER HEIGHT	(K) REACH	(L) STACK
FORK TRAVEL (MM)*	150	150	150	150	150	150	150	150	150	150	150	150
SM	574	376	434	726	1160	39.0	90	65.0°	75.2°	675	413	614
MD	598	406	434	748	1182	39.0	95	65.0°	75.2°	705	433	619
LG	624	446	434	776	1209	39.0	100	65.0°	75.2°	734	458	623
XL	653	496	434	807	1241	39.0	115	65.0°	75.2°	763	483	637



:JET 9 RDO



Ormer

CLEARED FOR TAKEOFF

OUR JET 9 RDO RATCHETS UP THE FUN FACTOR WHEN IT'S TIME TO FLY, BUT IT DOESN'T BITE BACK DURING YOUR CLIMB TO CRUISING ALTITUDE. IT'S OUR MOST POPULAR MOUNTAIN BIKE AND IT CONSISTENTLY EARNS ACCOLADES FROM MEDIA REVIEWERS, EVERYDAY RIDERS, AND NINER ATHLETES ALIKE. WHEN MOUNTAIN BIKERS TELL US THEY WANT ONE BIKE THAT DOES EVERYTHING WELL, WE STEER THEM TOWARD THE JET 9 RDO. BY BLENDING THE PEDALING CHOPS OF A CROSS-COUNTRY BIKE WITH THE SUSPENSION BEHAVIOR AND GEOMETRY CHARACTERISTICS OF A MODERN TRAIL BIKE, WE'VE CREATED THE MOST VERSATILE BIKE IN THE NINER LINEUP.

HIGHLIGHTS:

- > TRUNNION MOUNT REAR SHOCK FOR SUPER-SUPPLE SMALL BUMP COMPLIANCE
- > HIGH-LOW GEOMETRY FLIP CHIP FOR TUNABLE RIDE
- > 29X2.6" TIRE CLEARANCE
- > DOUBLE-ROW ENDURO MAX BLACK OXIDE PIVOT BEARINGS IN ROCKER LINK FOR STIFFNESS

SIZES AVAILABLE: SM, MD, LG, XL



TRANSPARENT BLUE COLORWAY

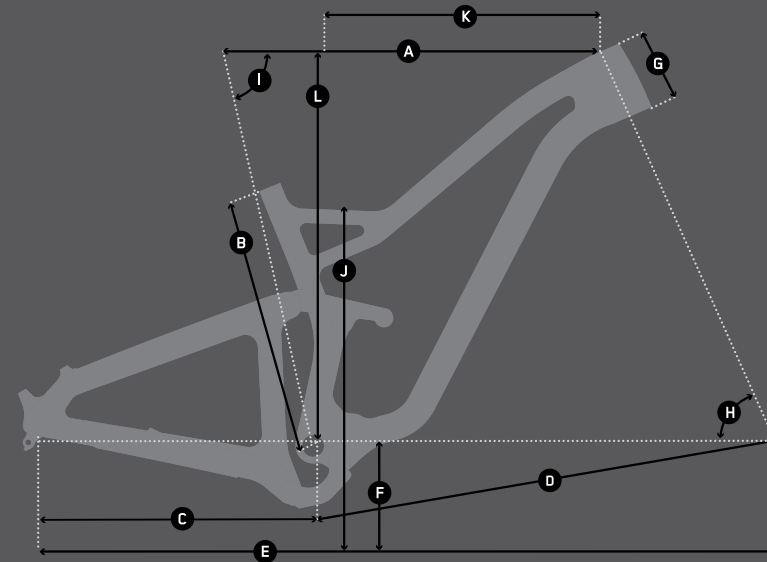
SRAM GX EAGLE TRANSMISSION - TRANSPARENT BLUE

FORK	FOX 36 FLOAT SL FACTORY, GRIP X, HSC, LSC, LSR, KASHIMA COAT, 130MM, 110X15MM, 44MM OFFSET
SHOCK	FOX FLOAT X FACTORY EVOL 2 POSITION W/ ADJUST, KASHIMA COAT
WHEELS	STANS FLOW, 30MM INTERNAL, STANS E-SYNC CL HUBS
TIRES	SCHWALBE NOBBY NIC EVO SUPER TRAIL 2.6 FRONT, NOBBY NIC EVO SUPER TRAIL 2.35 REAR
BRAKES & ROTORS	SRAM G2 R, 180/180 CENTERLINE ROTORS
BRAKE LEVERS	SRAM G2 R
R/ SHIFTER	SRAM AXS POD 12SP
F/ SHIFTER	N/A
R / DERAILLEUR	SRAM GX EAGLE AXS T-TYPE 12SP
F / DERAILLEUR	N/A
CASSETTE	SRAM XS 1275 T-TYPE 10-52T
CHAIN	SRAM GX T-TYPE 12SP
CRANK SET	SRAM GX EAGLE TRANSMISSION DUB, 32T (S/M/L - 165MM, XL - 170MM)
BOTTOM BRACKET	BB DUB BSA 73 MTB WIDE
SADDLE	NINER CUSTOM TR WITH CRN-TI RAILS, PRINTED NINER GRAPHIC
SEAT POST	KS LEV SI (XS/S-100MM, M/L/XL-150MM)
HANDLEBAR	RACE FACE AEFECT R 780MM WIDE, 20MM RISE, 35MM CLAMP
STEM	RACE FACE AEFECT R 40MM, 35MM CLAMP
GRIPS	NINER GRRRIPS L/O

TECH SPECS

- **FRAME FITTINGS AND MOUNTS:** 1 BOTTLE CAGE IN FRONT TRIANGLE
- **MAXIMUM FRONT SUSPENSION:** 130MM
- **SHOCK SIZE:** 165X45MM TRUNNION
- **SUGGESTED SHOCK SAG:** 30% (13.5MM)
- **SEAT COLLAR SIZE:** 34.9MM
- **FRONT DERAILLEUR:** N/A
- **PIVOT BEARING SPECS:** (8X) 26 X 17 X 5MM ENDURO BO MAX, (2X) 26 X 17 X 10MM ENDURO DOUBLE ROW, (2X) 22 X 10 X 6MM ENDURO BO MAX
- **MAXIMUM CHAINRING SIZE:** 36T
- **ISCG COMPATIBILITY:** ISCG 05
- **MAXIMUM REAR ROTOR SIZE:** 180MM
- **MINIMUM REAR ROTOR SIZE:** 160MM
- **REAR WHEEL THROUGH AXLE SPEC:** 12 X 182MM, M12 X P1.0, L15MM
- **REAR SUSPENSION TRAVEL:** 120MM
- **FORK OFFSET:** 44MM
- **SHOCK MOUNTING HARDWARE:** UPPER - M10 X 54 TRUNNION, LOWER M8 X 25MM
- **SEATPOST SIZE:** 30.9MM
- **CABLE ROUTING:** INTERNAL
- **HEADSET SIZE:** SHIS DESCRIPTION ZS44/28.6 | ZS56/40
- **BOTTOM BRACKET TYPE:** BSA THREADED
- **BRAKE MOUNT TYPE:** POST MOUNT
- **REAR WHEEL SPACING:** 12X148MM
- **MAX TIRE SIZE:** 29 X 2.6
- **LIFETIME WARRANTY**

	(A) TT LENGTH	(B) SEAT TUBE LENGTH	(C) HORIZONTAL CHAINSTAY	(D) FRONT CENTER	(E) WHEELBASE	(F) BB DROP	(G) HEADTUBE LENGTH	(H) HEADTUBE ANGLE	(I) SEATTUBE ANGLE	(J) STANDOVER HEIGHT	(K) REACH	(L) STACK
FLIP CHIP HIGH MODE (MM)												
FORK TRAVEL (MM)*	130	130	130	130	130	130	130	130	130	130	130	130
SM	574	376	430	726	1148	33.0	95	66.5°	76.0°	688	425	599
MD	603	406	430	748	1179	33.0	110	66.5°	76.0°	698	450	613
LG	631	446	430	775	1210	33.0	125	66.5°	76.0°	727	475	626
XL	660	496	430	806	1241	33.0	140	66.5°	76.0°	778	500	640
FLIP CHIP LOW MODE (MM)												
FORK TRAVEL (MM)*	130	130	130	130	130	130	130	130	130	130	130	130
SM	577	376	432	726	1149	41.0	95	66.0°	75.5°	681	419	603
MD	605	406	432	748	1180	41.0	110	66.0°	75.5°	705	444	617
LG	634	446	432	776	1211	41.0	125	66.0°	75.5°	734	469	631
XL	662	496	432	807	1242	41.0	140	66.0°	75.5°	771	494	645



:RKT 9 RDO



ROCKET FUELED

NOW READY FOR LIFTOFF, THIS ROCKET IS OUR LINE-LEADING CROSS-COUNTRY FULL SUSPENSION BIKE. LOADED WITH NINER'S PATENTED 100MM CVA SUSPENSION SYSTEM, RACE-READY GEOMETRY, AND OUR SIGNATURE RDO CARBON FIBER. OUR RKT 9 RDO PACKS EFFICIENT PEDALING PROWESS ALONG WITH SURGICAL SINGLETRACK SKILLS INTO A WORLD CUP WORTHY PACKAGE.

HIGHLIGHTS:

- > RACE-READY FOX SUSPENSION
- > PREMIER RDO CARBON FIBER CONSTRUCTION
- > 29X2.5" TIRE CLEARANCE
- > FIVE FRAME SIZES

SIZES AVAILABLE: XS, SM, MD, LG, XL



AVALANCHE GREY/ORANGE COLORWAY



GLOSS CARBON/EMERALD GREEN COLORWAY

SRAM EAGLE 90 - AVALANCHE GREY/ORANGE

FORK	FOX 34 FLOAT SL FACTORY, GRIP SL, 3 POS ADJ (NON-REMOTE), KASHIMA COAT, 120MM, 110X15MM, 44MM OFFSET
SHOCK	FOX FLOAT DPS FACTORY EVOL, 3 POSITION REMOTE L/O, KASHIMA COAT
WHEELS	DT SWISS X 1900 SPLINE, ALUMINUM CLINCHER, 25MM INTERNAL, DT SWISS 370 CENTERLOCK HUBS
TIRES	SCHWALBE RACING RAY EVO SUPER TERRAIN 2.35 FRONT, RACING RALPH EVO SUPER TERRAIN 2.35 REAR
BRAKES & ROTORS	SRAM MOTIVE BRONZE, 180/160MM CENTERLINE ROTORS
BRAKE LEVERS	SRAM MOTIVE BRONZE
R / SHIFTER	SRAM EAGLE 90 T-TYPE 12SP
F / SHIFTER	N/A
R / DERAILLEUR	SRAM EAGLE 90 T-TYPE 12SP
F / DERAILLEUR	N/A
CASSETTE	SRAM XS 1275 T-TYPE 10-52T
CHAIN	SRAM GX T-TYPE 12SP
CRANK SET	SRAM EAGLE 90 DUB, 32T (XS/SM - 170MM, M/L/XL - 175MM)
BOTTOM BRACKET	BB DUB BSA 73 MTB WIDE
SADDLE	NINER CUSTOM WITH CRN-TI RAILS, EMBOSSED NINER GRAPHIC
SEAT POST	NINER CARBON SEAT POST 30.9, 400MM, NINER GRAPHIC
HANDLEBAR	NINER FLAT TOP RDO, 780MM, NINER GRAPHIC
STEM	NINER ALLOY STEM, NINER GRAPHIC (XS/S/M - 60MM, L/XL - 70MM)
GRIPS	NINER GRRRIPS L/O

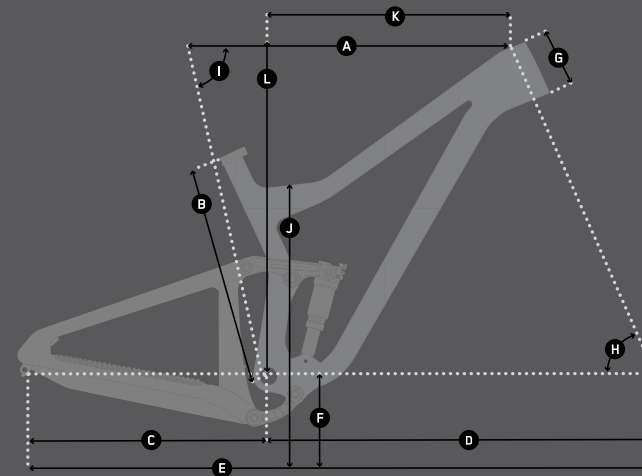
SRAM EAGLE 70 - EMERALD GREEN/SILVER

FORK	FOX 34 FLOAT RHYTHM, GRIP, SWEEP ADJUST (NON-REMOTE), 120MM, 110X15MM, 44MM OFFSET
SHOCK	FOX FLOAT DPS PERFORMANCE EVOL 3 POSITION (NON-REMOTE)
WHEELS	NINER ALLOY 25MM, 110X15MM FRONT, 148 X 12MM REAR, NINER GRAPHIC
TIRES	SCHWALBE RACING RAY EVO SUPER TERRAIN 2.35 FRONT, RACING RALPH EVO SUPER TERRAIN 2.35 REAR
BRAKES & ROTORS	SRAM DB4, 180/160MM G2CS ROTORS
BRAKE LEVERS	SRAM DB4
R / SHIFTER	SRAM EAGLE 70 T-TYPE 12SP
F / SHIFTER	N/A
R / DERAILLEUR	SRAM EAGLE 70 T-TYPE 12SP
F / DERAILLEUR	N/A
CASSETTE	SRAM XS 1270 T-TYPE 10-52T
CHAIN	SRAM EAGLE 70 T-TYPE 12SP
CRANK SET	SRAM EAGLE 70 DUB, 32T (XS/SM - 170MM, M/L/XL - 175MM)
BOTTOM BRACKET	BB DUB BSA 73 MTB WIDE
SADDLE	NINER CUSTOM WITH CRN-TI RAILS, EMBOSSED NINER GRAPHIC
SEAT POST	NINER ALLOY SEAT POST 30.9, 400MM, NINER GRAPHIC
HANDLEBAR	NINER FLAT TOP RDO, 780MM, NINER GRAPHIC
STEM	NINER ALLOY STEM, NINER GRAPHIC (XS/S/M - 60MM, L/XL - 70MM)
GRIPS	NINER GRRRIPS L/O

TECH SPECS

- **FRAME FITTINGS AND MOUNTS:** TWO BOTTLE CAGE MOUNTS PLUS ACCESSORY STORAGE MOUNTS ON TOP TUBE
- **MAXIMUM FRONT SUSPENSION:** 120MM
- **SHOCK SIZE:** 165X40MM
- **SUGGESTED SHOCK SAG:** 25% (10MM)
- **SEAT COLLAR SIZE:** 34.9
- **FRONT DERAILLEUR:** N/A
- **PIVOT BEARING SPECS:** (6X) 26 X 17 X 5MM ENDURO BO MAX, (2X) 26 X 17 X 10MM ENDURO DOUBLE ROW, (2X) 22 X 10 X 6MM ENDURO BO MAX
- **MAXIMUM CHAINRING SIZE:** 38T
- **MAXIMUM REAR ROTOR SIZE:** 180MM
- **MINIMUM REAR ROTOR SIZE:** 160MM
- **REAR WHEEL THROUGH AXLE SPEC:** 2 X 182MM, M12 X P1.0, L15MM
- **REAR SUSPENSION TRAVEL:** 100MM
- **FORK OFFSET:** 44MM
- **SHOCK MOUNTING HARDWARE:** UPPER - M10 X 54 TRUNNION, LOWER M8 X 25MM
- **SEATPOST SIZE:** 30.9MM
- **CABLE ROUTING:** INTERNAL
- **HEADSET SIZE:** SHIS DESCRIPTION IS42/28.6 | IS52/40
- **BOTTOM BRACKET TYPE:** BSA THREADED
- **BRAKE MOUNT TYPE:** POST MOUNT
- **REAR WHEEL SPACING:** 12X148MM
- **MAX TIRE SIZE:** 29 X 2.5
- **LIFETIME WARRANTY**

	(A) TT LENGTH	(B) SEAT TUBE LENGTH	(C) HORIZONTAL CHAINSTAY	(D) FRONT CENTER	(E) WHEELBASE	(F) BB DROP	(G) HEADTUBE LENGTH	(H) HEADTUBE ANGLE	(I) SEATTUBE ANGLE	(J) STANDOVER HEIGHT	(K) REACH	(L) STACK
FLIP CHIP HIGH MODE (MM)												
FORK TRAVEL (MM)*	100	100	100	100	100	100	100	100	100	100	100	100
XS	561	351	429	672	1101	40.0	90	68.0°	75.0°	661	405	583
SM	577	376	429	689	1117	40.0	95	68.0°	75.0°	674	420	586
MD	599	406	429	710	1139	40.0	100	68.0°	75.0°	676	440	592
LG	626	446	429	739	1168	40.0	110	68.0°	75.0°	705	465	601
XL	661	497	429	775	1204	40.0	120	68.0°	75.0°	740	497	611
FLIP CHIP LOW MODE (MM)												
FORK TRAVEL (MM)*	100	100	100	100	100	100	100	100	100	100	100	100
XS	561	351	430	671	1101	45.0	90	67.6°	74.6°	657	401	586
SM	577	376	430	688	1118	45.0	95	67.6°	74.6°	670	416	590
MD	599	406	430	710	1140	45.0	100	67.6°	74.6°	672	436	595
LG	626	446	430	739	1169	45.0	110	67.6°	74.6°	701	461	604
XL	661	497	430	775	1204	45.0	120	67.6°	74.6°	736	493	614





:AIR 9

anner

ELEVATE YOUR ATTITUDE

GET CROSS-COUNTRY QUICKNESS WITH A TOUGH-GUY TRAIL BIKE ATTITUDE IN THIS AFFORDABLE, ACCESSIBLE ALUMINUM HARDTAIL. WITH BOOST 148 HUB SPACING, A 120MM-TRAVEL SUSPENSION FORK, AND MODERN FRAME GEOMETRY, THE POPULAR AIR 9 IS RESPONSIVE AND PLAYFUL. RUN IT GEARED. RUN IT SINGLESPEED. OUR HYDROFORMED 6061-T6 ALUMINUM KEEPS IT COMFORTABLE ENOUGH FOR ALL DAY RIDING AND QUICK ENOUGH TO PIN IT AT THE RACES.

HIGHLIGHTS:

- > SRAM SX EAGLE
- > 120MM TRAVEL SUSPENSION FORK
- > 29X2.6 AND 27.5X2.8" TIRE CLEARANCE
- > PF30 BOTTOM BRACKET FOR EASY SINGLESPEED SETUP
- > FIVE FRAME SIZES

SIZES AVAILABLE: XS, SM, MD, LG, XL



OLIVE GREY/ORANGE COLORWAY

SRAM SX EAGLE - OLIVE GREY/ORANGE

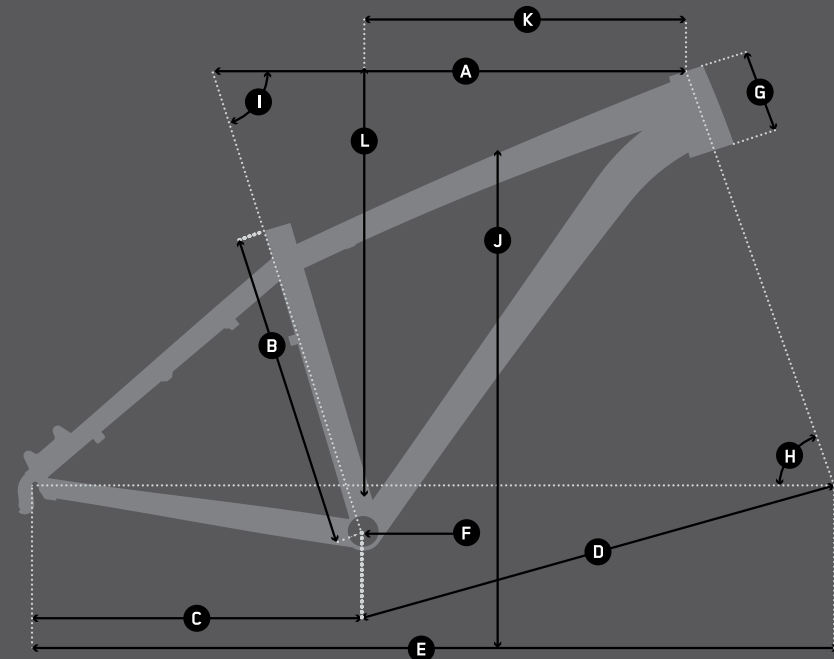
FORK	ROCKSHOX FS-35 GOLD RL-A2, 120MM, 110X15MM, 51MM OFFSET
WHEELS	NINER ALLOY 25MM, 110X15MM FRONT, 148 X 12MM REAR, NINER GRAPHIC
TIRES	SCHWALBE NOBBY NIC EVO SUPER TRAIL 2.6 FRONT, NOBBY NIC EVO SUPER TRAIL 2.35 REAR
BRAKES & ROTORS	SRAM LEVEL, 180/160MM G2CS ROTORS
BRAKE LEVERS	SRAM LEVEL
R/ SHIFTER	SRAM SX EAGLE 12SP
F/ SHIFTER	N/A
R / DERAILLEUR	SRAM SX EAGLE 12SP
F / DERAILLEUR	N/A
CASSETTE	SRAM PG 1210 11-50T
CHAIN	SRAM SX EAGLE 12SP
CRANK SET	SRAM X1 1K EAGLE DUB, 32T (XS/S/M/L - 170MM, XL - 175MM)
BOTTOM BRACKET	SRAM DUB PF30
SADDLE	NINER CUSTOM TR WITH CR-MO RAILS, PRINTED NINER GRAPHIC
SEAT POST	NINER ALLOY SEAT POST, 370MM, NINER GRAPHIC
HANDLEBAR	RACE FACE AFFECT R 780MM WIDE, 20MM RISE, 35MM CLAMP
STEM	RACE FACE AFFECT R 40MM, 35MM CLAMP
GRIPS	NINER GRRRIPS L/O

TECH SPECS

- ALL SIZES HAVE TWO BOTTLE MOUNTS INSIDE FRONT TRIANGLE; TITANIUM FRAME GUARDS
- MAXIMUM FRONT SUSPENSION: 120MM
- SEAT COLLAR SIZE: 34.9
- FRONT DERAILLEUR: 34.9 SIDE SWING, FRONT PULL
- MAXIMUM CHAINRING SIZE: 34T
- MAXIMUM REAR ROTOR SIZE: 180MM
- MINIMUM REAR ROTOR SIZE: 160MM
- REAR WHEEL THROUGH AXLE SPEC: M12 X 1.75P X 182L
- FORK OFFSET: 44MM
- SEATPOST SIZE: 30.9MM
- CABLE ROUTING: EXTERNAL
- HEADSET SIZE: SHIS DESCRIPTION IS42/28.6 | IS52/40
- BOTTOM BRACKET TYPE: 73MM PF30 BB SHELL (ADAPTERS REQUIRED FOR BSA TYPE BBS)
- BRAKE MOUNT TYPE: POST MOUNT
- REAR WHEEL SPACING: 12X148MM
- MAX TIRE SIZE: 29 X 2.4
- LIFETIME WARRANTY

	(A) TT LENGTH	(B) SEAT TUBE LENGTH	(C) HORIZONTAL CHAINSTAY	(D) FRONT CENTER	(E) WHEELBASE	(F) BB DROP	(G) HEADTUBE LENGTH	(H) HEADTUBE ANGLE	(I) SEATTUBE ANGLE	(J) STANDOVER HEIGHT	(K) REACH	(L) STACK
FORK TRAVEL (MM)*	120	120	120	120	120	120	120	120	120	120	120	120
XS	570	356	427	678	1102	52	100	68.0	74.0	698	395	610
SM	585	394	427	693	1117	52	100	68.0	74.0	729	410	610
MD	603	419	427	711	1136	52	110	68.0	74.0	748	425	620
LG	627	483	427	737	1162	52	125	68.0	74.0	800	445	634
XL	652	533	427	764	1189	52	145	68.0	74.0	841	465	652

METRIC (MM)



ORE 9 RDO



OFF. ROAD. EXPLORER.

GRAVEL CAN BE WILD AND UNTAMED WITH SLIVERS OF SINGLE-TRACK GLINTING THROUGH TALL GRASSES, UTTERLY IRRESISTIBLE. TRACKS THAT TRAIPE DEEP INTO THE DARKENED WOODS DARE YOU INTO UNEXPLORED UNKNOWNNS. WE'VE UNEARTHED JUST THE TOOL TO ATTACK ANYTHING IN THE UNIVERSE--THE NEW ORE 9 RDO. WITH A SUSPENSION-CORRECTED FRONT END AND SLACK GEOMETRY, THE ORE IS THE GRAVEL RIG THAT WILL TAKE YOU BEYOND ROADS LESS TRAVELED.

HIGHLIGHTS:

- > 700X50C TIRE CLEARANCE
- > ALL-CARBON RDO FRAME AND FORK CONSTRUCTION
- > SUSPENSION CORRECTED ALLOWING UP TO 40MM FORK
- > T47 BOTTOM BRACKET

SIZES AVAILABLE: 47CM, 50CM, 53CM, 56CM, 59CM, 62CM



ULTRAVIOLET/OLIVE GREY COLORWAY



TRANSPARENT GREEN/AVALANCHE GREY COLORWAY



MAGNETIC GREY/BLACK COLORWAY

SRAM RIVAL XPLR AXS 13 SPD - ULTRAVIOLET/OLIVE

FORK	NINER RDO FULL CARBON; INTERNAL CABLE ROUTING; FLAT MOUNT; 12X100 THRU AXLE
WHEELS	CREST S2 29, 28H, BLACK, GRAY, FORMULA HUBS
TIRES	SCHWALBE G-ONE ALLROUND PERFORMANCE RACEGUARD, TLE, 700 X 40
BRAKES & ROTORS	SRAM RIVAL E1 HRD FM, CENTERLINE 160/160MM CL ROTORS
BRAKE LEVERS	SRAM RIVAL AXS E1
R/ SHIFTER	SRAM RIVAL AXS E1 13SP
F/ SHIFTER	N/A
R / DERAILLEUR	SRAM RIVAL XPLR AXS E1 MAX 46T
F / DERAILLEUR	N/A
CASSETTE	SRAM XG 1351 E1 XPLR 10-46T
CHAIN	SRAM FORCE E1 13SP 120LI
CRANK SET	SRAM RIVAL 1 XPLR DUB WIDE DM 42T (47/50 - 165MM, 53/56 - 170MM, 59/62 - 172.5MM)
BOTTOM BRACKET	BB DUB T47 85.5 ROAD WIDE
SADDLE	NINER CUSTOM WITH CRN-TI RAILS, EMBOSSED NINER GRAPHIC
SEAT POST	NINER CARBON SEAT POST, 27.2, 400MM, NINER GRAPHIC
HANDLEBAR	NINER ALLOY (47/50- 420MM, 53/56- 440MM, 59/62- 460MM)
STEM	NINER RDO STEM, NINER GRAPHIC(47/50- 50MM, 53/56- 60MM, 59/62- 70MM)
GRIPS	NINER BAR TAPE

SHIMANO GRX 1X - TRANSPARENT GREEN

FORK	NINER RDO FULL CARBON; INTERNAL CABLE ROUTING; FLAT MOUNT; 12X100 THRU AXLE
WHEELS	DT SWISS G 1800 SPLINE, 700C ALUMINUM CLINCHER, DT SWISS 370 CENTERLOCK HUBS
TIRES	SCHWALBE G-ONE ALLROUND PERFORMANCE RACEGUARD, TLE, 700 X 40
BRAKES & ROTORS	SHIMANO GRX RX820 , CL800 160/160MM CL ROTORS
BRAKE LEVERS	SHIMANO GRX RX820
R/ SHIFTER	SHIMANO GRX RX820 12SP
F/ SHIFTER	N/A
R / DERAILLEUR	SHIMANO GRX RX822 12SP SHADOW PLUS
F / DERAILLEUR	N/A
CASSETTE	SHIMANO SLX 12SP 10-45T
CHAIN	SHIMANO XT M8100 12SP W/ QUICK-LINK
CRANK SET	SHIMANO GRX RX800 FOR REAR 12SP HOLLOWTECH 2, 40T (47/50 - 170MM, 53/56 - 172.5MM, 59/62 - 175MM)
BOTTOM BRACKET	PRESTINE T47 BB FOR 24MM SPINDLE
SADDLE	NINER CUSTOM WITH CR-MO RAILS, EMBOSSED NINER GRAPHIC
SEAT POST	NINER CARBON SEAT POST, 27.2, 400MM, NINER GRAPHIC
HANDLEBAR	NINER ALLOY (47/50- 420MM, 53/56- 440MM, 59/62- 460MM)
STEM	NINER RDO STEM, NINER GRAPHIC(47/50- 50MM, 53/56- 60MM, 59/62- 70MM)
GRIPS	NINER BAR TAPE



SRAM APEX XPLR - MAGNETIC GREY

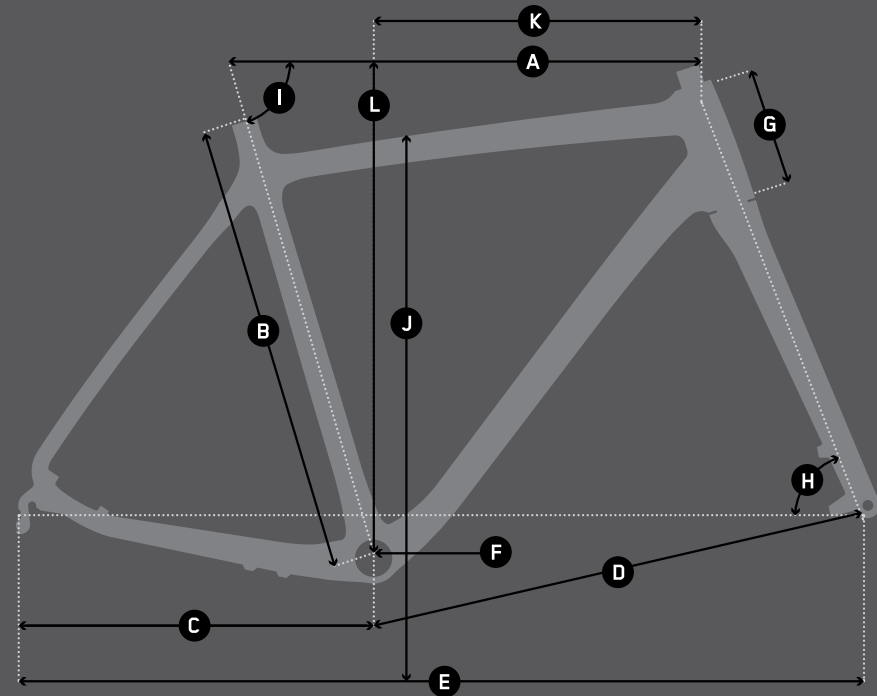
FORK	NINER RDO FULL CARBON; INTERNAL CABLE ROUTING; FLAT MOUNT; 12X100 THRU AXLE
WHEELS	NINER ALLOY, 700C ALUMINUM CLINCHER, 23MM INTERNAL TR
TIRES	SCHWALBE G-ONE ALLROUND PERFORMANCE RACEGUARD, TLE, 700X40
BRAKES & ROTORS	SRAM APEX 1 HRD FM , CENTERLINE 160/160MM CL ROTORS
BRAKE LEVERS	SRAM APEX 1 XPLR HRD
R/ SHIFTER	SRAM APEX 1 XPLR HRD 12SP
F/ SHIFTER	N/A
R / DERAILLEUR	SRAM APEX XPLR D1
F / DERAILLEUR	N/A
CASSETTE	SRAM PG 1231 D1 XPLR 11-44T
CHAIN	SRAM APEX D1 12S 120LI
CRANK SET	SRAM APEX 1 D1 DUB WIDE 40T (47/50 - 170MM, 53/56 - 172.5MM, 59/62 - 175MM)
BOTTOM BRACKET	BB DUB T47 85.5 ROAD WIDE
SADDLE	NINER CUSTOM WITH CR-MO RAILS, EMBOSSED NINER GRAPHIC
SEAT POST	NINER ALLOY SEAT POST, 27.2, 400MM, NINER GRAPHIC
HANDLEBAR	NINER ALLOY (47/50- 420MM, 53/56- 440MM, 59/62- 460MM)
STEM	NINER ALLOY STEM, NINER GRAPHIC (47/50- 50MM, 53/56- 60MM, 59/62- 70MM)
GRIPS	NINER BAR TAPE

TECH SPECS

- **FRAME FITTINGS AND MOUNTS:** 2 INNER BOTTLE MOUNTS, 1 UNDER DOWNTUBE BOTTLE MOUNT, TOP TUBE BAG MOUNT
- **SEATPOST CLAMP DIAMETER:** 34.9MM (NOT INCLUDED)
- **MAXIMUM CHAINRING SIZE:** 1X - 48T; 2X - 50/34T
- **ISCG COMPATIBILITY:** NO
- **BIOCENTRIC 30 COMPATIBILITY:** NO
- **MAXIMUM BRAKE ROTOR SIZE:** 160MM FRONT AND REAR
- **REAR WHEEL THROUGH AXLE SPEC:** M12 X P1.0 X 174MM
- **FRONT WHEEL AXLE SPEC:** M12 X P1.5 X 125MM
- **FORK RAKE:** 50MM
- **FORK AXLE TO CROWN:** 440MM
- **SEATPOST DIAMETER:** 27.2MM
- **CABLE ROUTING:** FULL SLEEVE INTERNAL, DI2 COMPATIBLE, INTERNAL ROUTED DROPPER READY
- **HEADSET SIZE:** 1.125" X 1.5" TAPERED ITEGRATED HEADTUBE, HEADSET INCLUDED, IS42/28.6 | IS52/40
- **Q-FACTOR:** 150MM
- **BOTTOM BRACKET TYPE:** T47 | 85.5MM SHELL WIDTH
- **REAR WHEEL SPACING:** 12X142MM
- **FRONT WHEEL AXLE SPACING:** 12X100MM
- **MAXIMUM TIRE SIZE:** 700C X 50 OR 650B X 2.0 (TIRES VARY BY BRAND, SOME BRANDS MAY NOT FIT)

METRIC (MM)

	(A) TT LENGTH	(B) SEAT TUBE LENGTH	(C) HORIZONTAL CHAINSTAY	(D) FRONT CENTER	(E) WHEELBASE	(F) BB DROP	(G) HEADTUBE LENGTH	(H) HEADTUBE ANGLE	(I) SEATTUBE ANGLE	(J) STANDOVER HEIGHT	(K) REACH	(L) STACK
47cm	525	430	430	609	1034	70.0	90	69.0°	74.0°	693	369	545
50cm	556	460	430	641	1066	70.0	106	69.0°	74.0°	731	395	560
53cm	571	490	430	658	1083	70.0	126	69.0°	74.0°	754	405	579
56cm	596	520	430	673	1099	70.0	146	69.0°	73.0°	780	413	598
59cm	611	550	430	689	1115	70.0	167	69.0°	73.0°	804	422	617
62cm	636	580	430	716	1142	70.0	188	69.0°	73.0°	827	441	636



:RLT 9 RDO



Ormer

THE ROAD LESS TRAVELED

THIS GRAVEL BIKE IS LIGHT, DONE RIGHT. A CARBON FIBER RECIPE WITH STYLE AND SOUL. RATHER THAN BUILDING A NO-FUN, NO-FRILLS, UBER-LIGHT AND TOO-STIFF CARBON CHASSIS FOR OUR RLT 9 RDO, WE BUILT YOU A BIKE THAT YOU'LL WANT TO RIDE ALL THE TIME TO ANY PLACE. WITH 50C TIRE CLEARANCE, MULTIPLE FITMENTS FOR ACCESSORIES AND CARGO, PLUS SLICK FRAME FEATURES AND A SMOOTH RIDE, YOU CAN PEDAL IT AND BE HAPPY ANYWHERE AND EVERYWHERE, NOT JUST ON YOUR STRAVA SEGMENTS.

HIGHLIGHTS:

- > 700X50C TIRE CLEARANCE
- > ALL-CARBON RDO FRAME AND FORK CONSTRUCTION
- > THREADED MOUNTS FOR NINER STRAPLESS CUSTOM CARGO BAGS
- > PF30 BOTTOM BRACKET

SIZES AVAILABLE: 47CM, 50CM, 53CM, 56CM, 59CM, 62CM



AVALANCHE GREY/SLATE COLORWAY



BLOOD RED/SILVER COLORWAY

SRAM RIVAL XPLR 12 SPD - OXBLOOD RED OR AVALANCHE GREY

FORK	NINER RDO FULL CARBON; INTERNAL CABLE ROUTING; FLAT MOUNT; 12X100 THRU AXLE
WHEELS	STAN'S CREST S2, ALUMINUM, CL, 25 INTERNAL
TIRES	SCHWALBE G-ONE ALLROUND EVO SUPER TERRAIN, TLE, ADDIX SPEEDGRIP, 700 X 45
BRAKES & ROTORS	SRAM RIVAL 1 HRD FM, CENTERLINE 160/160MM CL ROTORS
BRAKE LEVERS	SRAM RIVAL 1 HRD
R/ SHIFTER	SRAM RIVAL 1 HRD 11SP
F/ SHIFTER	N/A
R / DERAILLEUR	SRAM RIVAL 1 LONG CAGE
F / DERAILLEUR	N/A
CASSETTE	SRAM PG 1130 11SP 11-42T
CHAIN	SRAM PC 1130 11SP
CRANK SET	EASTON EA90 40T (47/50 - 170MM, 53/56 - 172.5MM, 59/62 - 175MM)
BOTTOM BRACKET	EASTON PF30
SADDLE	NINER CUSTOM WITH CRN-TI RAILS, EMBOSSED NINER GRAPHIC
SEAT POST	NINER ALLOY SEAT POST 27.2, 400MM, NINER GRAPHIC
HANDLEBAR	EASTON EA50 (47/50- 420MM, 53/56- 440MM, 59/62- 460MM)
STEM	NINER ALLOY STEM, NINER GRAPHIC (47/50- 80MM, 53/56- 90MM, 59/62- 100MM)
GRIPS	NINER BAR TAPE

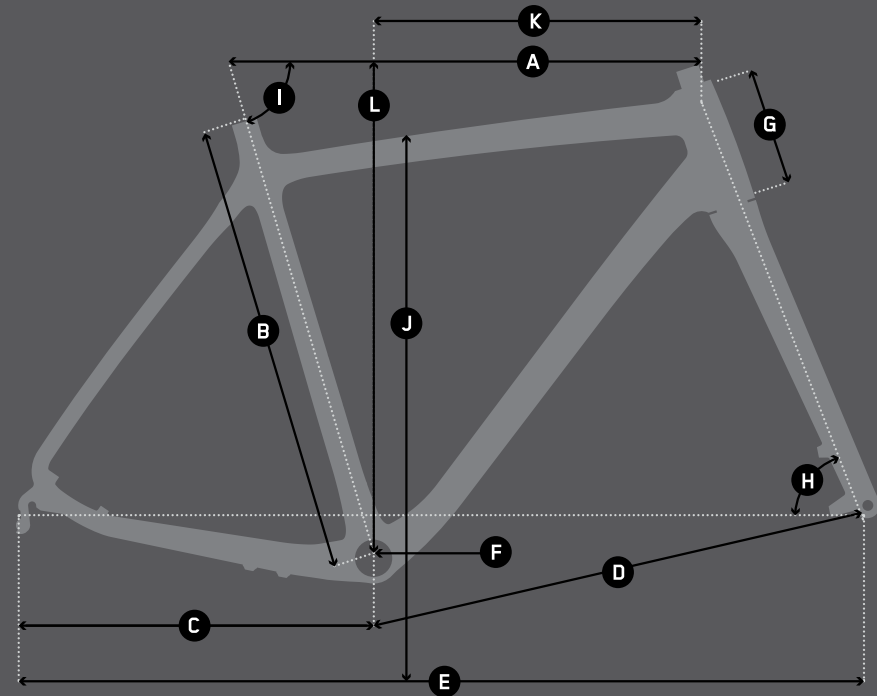


TECH SPECS

- 2 INNER TRIANGLE BOTTLE MOUNTS, RACK AND FENDER MOUNTS, ACCESSORY MOUNTS ON FORK
- SEAT COLLAR SIZE: 31.8
- FRONT DERAILLEUR: 34.9 CLAMP ON
- MAXIMUM CHAINRING SIZE: 1X-48T; 2X-50/34T
- MAXIMUM REAR ROTOR SIZE: 160MM
- REAR WHEEL THROUGH AXLE SPEC: M12 X 1.75P X 174L
- FORK RAKE: 45MM
- SEATPOST SIZE: 27.2MM
- CABLE ROUTING: INTERNAL, FULL SLEEVE GUIDES; DI2 COMPATIBLE
- HEADSET SIZE: SHIS DESCRIPTION IS42/28.6 | IS52/40
- BOTTOM BRACKET TYPE: 68MM PF30 BB SHELL (ADAPTORS REQUIRED FOR BSA TYPE BBS)
- BRAKE MOUNT TYPE: FLAT MOUNT
- REAR WHEEL SPACING: 12X142MM
- MAX TIRE SIZE: 700X50C; 650B X 2.0
- LIFETIME WARRANTY

	(A) TT LENGTH	(B) SEAT TUBE LENGTH	(C) HORIZONTAL CHAINSTAY	(D) FRONT CENTER	(E) WHEELBASE	(F) BB DROP	(G) HEADTUBE LENGTH	(H) HEADTUBE ANGLE	(I) SEATTUBE ANGLE	(J) STANDOVER HEIGHT	(K) REACH	(L) STACK
47cm	510	430	435	581	1000	75.0	105	70.0°	74.5°	693	362	535
50cm	525	460	435	589	1007	75.0	125	70.5°	74.0°	731	366	556
53cm	545	490	435	600	1017	75.0	145	71.0°	73.5°	754	374	577
56cm	565	520	435	611	1030	70.0	165	71.5°	73.0°	780	384	592
59cm	585	550	435	626	1045	70.0	185	72.0°	73.0°	804	398	613
62cm	604	580	435	634	1054	70.0	205	72.5°	72.5°	827	405	634

METRIC (MM)





:RLT 9

anner

AFFORDABLE, ACCESSIBLE, ALUMINUM

RIDE BEYOND THE CITY LIMITS WITHOUT GOING BEYOND YOUR BUDGET. MADE FOR OVERLANDERS, EXPLORERS, AND DREAMERS, THE RLT 9 IS A FULLY FEATURED GRAVEL BIKE TO GET YOU THERE AND BACK WITH THE CHANGE TO SPARE. ALL THE FRAME FEATURES AND VERSATILITY OF OUR VAUNTED ROAD LESS TRAVELED GRAVEL BIKE FAMILY, FULLY EXPRESSED IN THIS ACCESSIBLE HYDROFORMED, WELDED 6061 ALUMINUM FRAME.

HIGHLIGHTS:

- > 700X50C TIRE CLEARANCE
- > THREADED MOUNTS FOR NINER STRAPLESS CUSTOM CARGO BAGS
- > PF30 BOTTOM BRACKET

SIZES AVAILABLE: 47CM, 50CM, 53CM, 56CM, 59CM, 62CM



GLOSS BLACK/GREY COLORWAY

SRAM APEX XPLR 12 SPD - BLACK/AVALANCHE

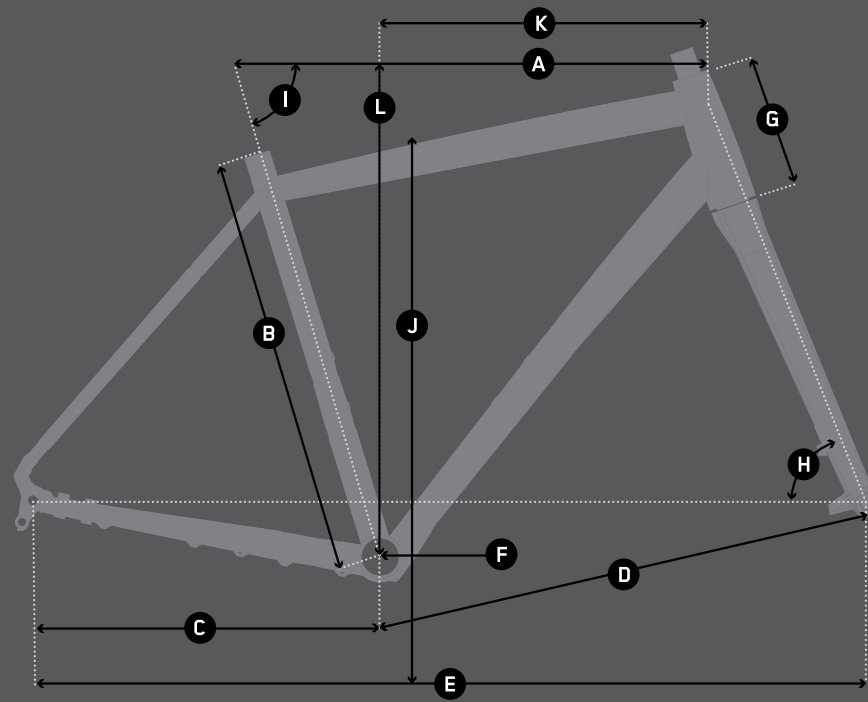
FORK	NINER RDO FULL CARBON; INTERNAL CABLE ROUTING; FLAT MOUNT; 12X100 THRU AXLE
WHEELS	NINER ALLOY, 700C ALUMINUM CLINCHER, 23MM INTERNAL TR
TIRES	SCHWALBE G-ONE ALLROUND PERFORMANCE RACEGUARD, TLE, 700 X 40
BRAKES & ROTORS	SRAM APEX 1 HRD FM , CENTERLINE 160/160MM CL ROTORS
BRAKE LEVERS	SRAM APEX 1 XPLR HRD
R/ SHIFTER	SRAM APEX 1 XPLR HRD 12SP
F/ SHIFTER	N/A
R / DERAILLEUR	SRAM APEX XPLR D1
F / DERAILLEUR	N/A
CASSETTE	SRAM PG 1231 D1 XPLR 11-44T
CHAIN	SRAM APEX D1 12S 120LI
CRANK SET	SRAM APEX 1 D1 DUB WIDE 40T (47/50 - 170MM, 53/56 - 172.5MM, 59/62 - 175MM)
BOTTOM BRACKET	BB DUB T47 85.5 ROAD WIDE
SADDLE	NINER CUSTOM WITH CR-MO RAILS, EMBOSSED NINER GRAPHIC
SEAT POST	NINER ALLOY SEAT POST, 27.2, 400MM, NINER GRAPHIC
HANDLEBAR	NINER ALLOY (47/50- 420MM, 53/56- 440MM, 59/62- 460MM)
STEM	NINER ALLOY STEM, NINER GRAPHIC (47/50- 50MM, 53/56- 60MM, 59/62- 70MM)
GRIPS	NINER BAR TAPE

TECH SPECS

- **2 INNER TRIANGLE BOTTLE MOUNTS, RACK AND FENDER MOUNTS**
- **SEAT COLLAR SIZE:** 31.8
- **FRONT DERAILLEUR:** 34.9 CLAMP ON
- **MAXIMUM CHAINRING SIZE:** 1X-48T; 2X-50/34T
- **MAXIMUM REAR ROTOR SIZE:** 160MM
- **REAR WHEEL THROUGH AXLE SPEC:** M12 X 1.75P X 174L
- **FORK RAKE:** 45MM
- **SEATPOST SIZE:** 27.2MM
- **CABLE ROUTING:** INTERNAL, FULL SLEEVE GUIDES; DI2 COMPATIBLE
- **HEADSET SIZE:** SHIS DESCRIPTION IS42/28.6 I IS52/40
- **BOTTOM BRACKET TYPE:** 68MM PF30 BB SHELL (ADAPTORS REQUIRED FOR BSA TYPE BBS)
- **BRAKE MOUNT TYPE:** FLAT MOUNT
- **REAR WHEEL SPACING:** 12X142MM
- **MAX TIRE SIZE:** 700X50C; 650B X 2.0
- **LIFETIME WARRANTY**

	(A) TT LENGTH	(B) SEAT TUBE LENGTH	(C) HORIZONTAL CHAINSTAY	(D) FRONT CENTER	(E) WHEELBASE	(F) BB DROP	(G) HEADTUBE LENGTH	(H) HEADTUBE ANGLE	(I) SEATTUBE ANGLE	(J) STANDOVER HEIGHT	(K) REACH	(L) STACK
47cm	510	430	435	582	1005	75.0	105	70.0°	74.5°	705	361	537
50cm	525	460	435	589	1012	75.0	125	70.5°	74.0°	728	365	558
53cm	545	490	435	599	1023	75.0	145	71.0°	73.5°	753	374	578
56cm	565	520	435	610	1036	70.0	165	71.5°	73.0°	780	383	594
59cm	585	550	435	625	1051	70.0	185	72.0°	73.0°	805	397	615
62cm	605	580	435	634	1060	70.0	205	72.5°	72.5°	830	407	636

METRIC (MM)





*pedal
damn it*

NINERBIKES.COM