


The Shiba Inu

A Presentation By Megan Shuttlewood



History

The Shiba Inu is a breed with ancient origins, but surprisingly if you look into the history you will find that the modern registered and standardised Shiba is a very recent concept.



Ishi Go (from Shimane)



Koro Go (from Shikoku island)

History



A rare colour photo of “Naka Go”, the dog who caused the creation, and later the near-ruination, of the modern Shiba Inu

Overview

A small-sized dog, well balanced, well boned with well developed muscles. Constitution strong. Action quick, free and beautiful.

Used to hunt small game, the Shiba Inu as we know it today should give an air of being light and nimble leaving no doubt he will easily navigate underbrush and mountainous terrain alike in the pursuit of his game. He is fiercely independent and highly intelligent.



Temperament

JKC / FCI Standard: "The temperament is faithful, with keenness in sense and high alertness".

*NOTE: Faithfulness (Loyalty) shown towards his own family. May show aloof characteristics towards strangers.
Aloof not to be confused with shyness.*

Kan'i 敢為

The most important quality a true Shiba should possess. It is sometimes translated as "spirited boldness" and means "well-balanced, courageous and self-confident".

Ryosei 良性 ("good nature")

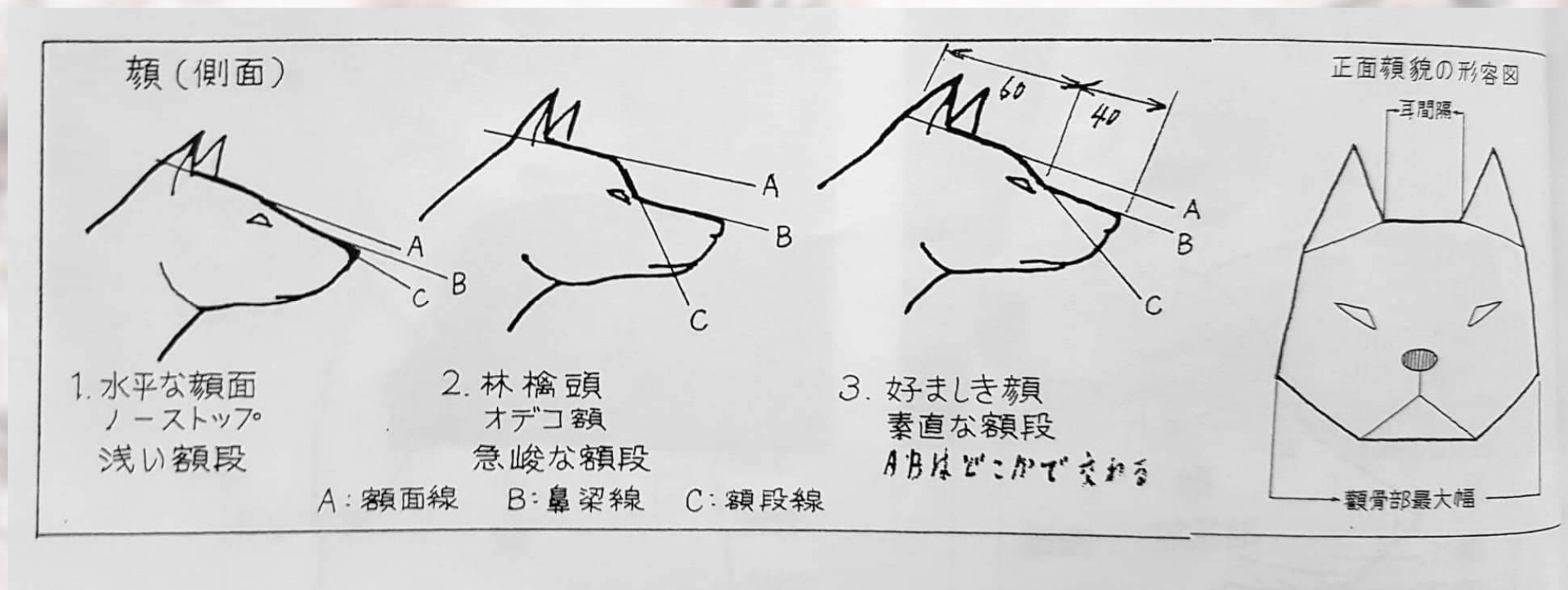
The loyal and obedient character of the Shiba and to his strong senses which make him an ideal home guardian.

Soboku 素樸

The natural beauty of the soul, meaning that a Shiba should be unaffected, cheerful and spontaneous.

Head & Skull

JKC / FCI Standard: "Cranial Region: | Skull: Forehead broad. | Stop: Well defined with slight furrow. | Facial Region: | Nose: Black. | Muzzle: Moderately thick. | Lips: Tight. | Cheeks: Well developed"




Head & Skull

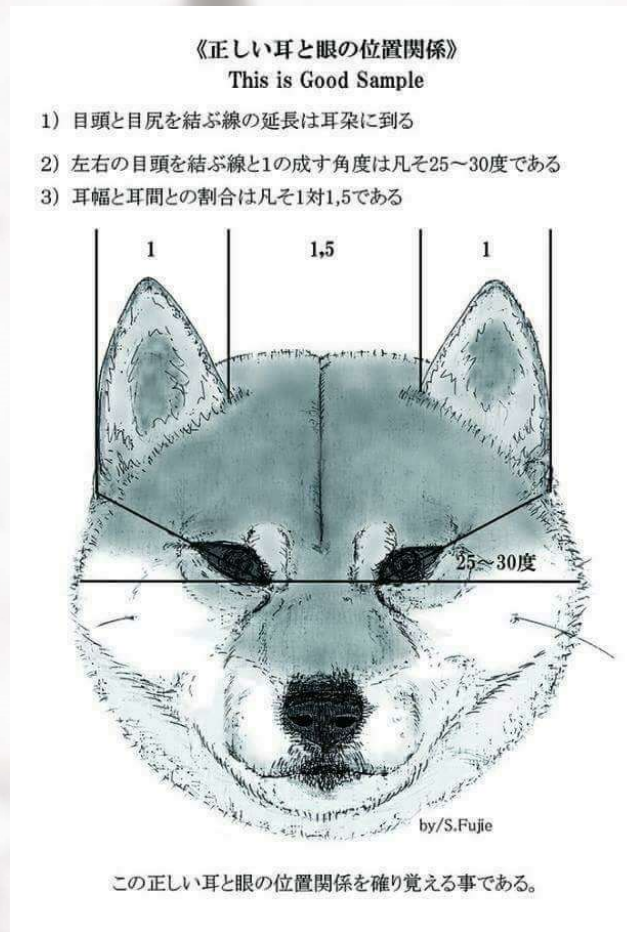


Eyes

JKC / FCI Standard: "Triangular, not too small, and dark brown in colour. The outer corners of the eyes are slightly upturned."



"Without the eyes, it simply isn't a Shiba."



Ears

JKC / FCI Standard: “Relatively small, triangular, slightly inclining forward and firmly pricked”.

NOTE: Inner edge straight, outer edge slightly curved



Sexual Dimorphism

JKC / FCI Standard: "Faults: Lack of sexual dimorphism".

NOTE: Shiba dogs and bitches should be easily distinguishable from one another.



Muzzle/Lips

JKC / FCI Standard: "Muzzle: Moderately thick | Lips: tight".



Body

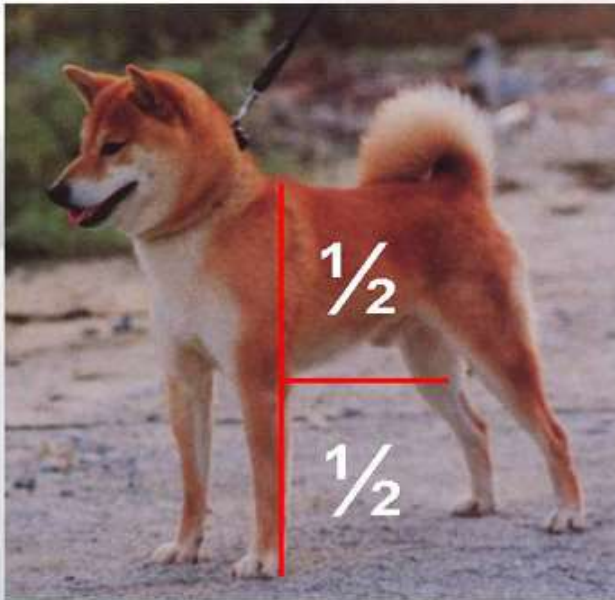
JKC / FCI Standard: "Back straight and strong: loin broad and muscular. Chest deep, ribs moderately sprung, belly well drawn up".

NOTE: IMPORTANT PROPORTIONS: The ratio of height at withers to length of body is 10 : 11. As with most breeds, bitches may be slightly longer.



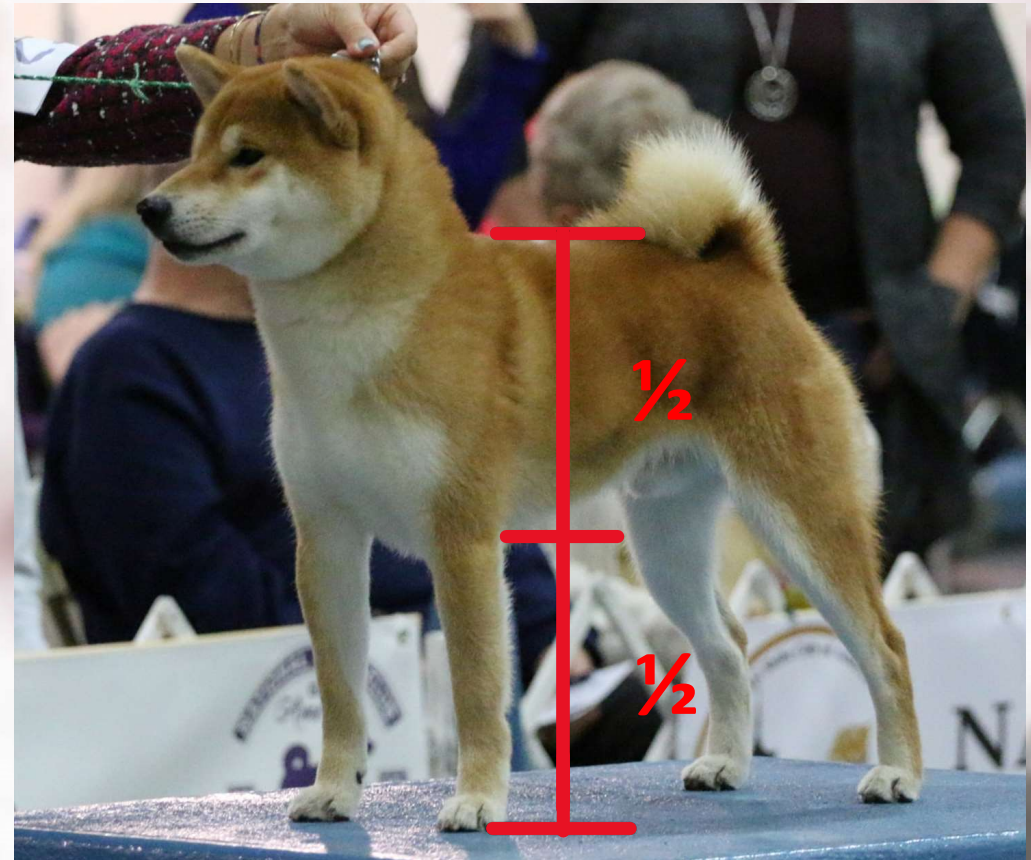
National
Shiba Club
of America

Topline, Body Depth



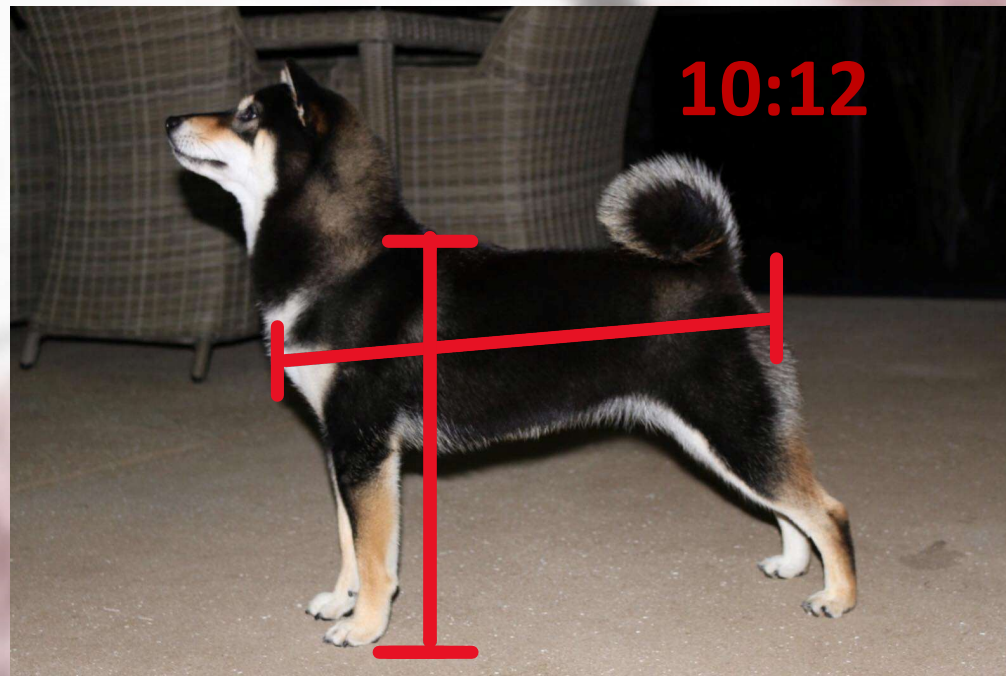
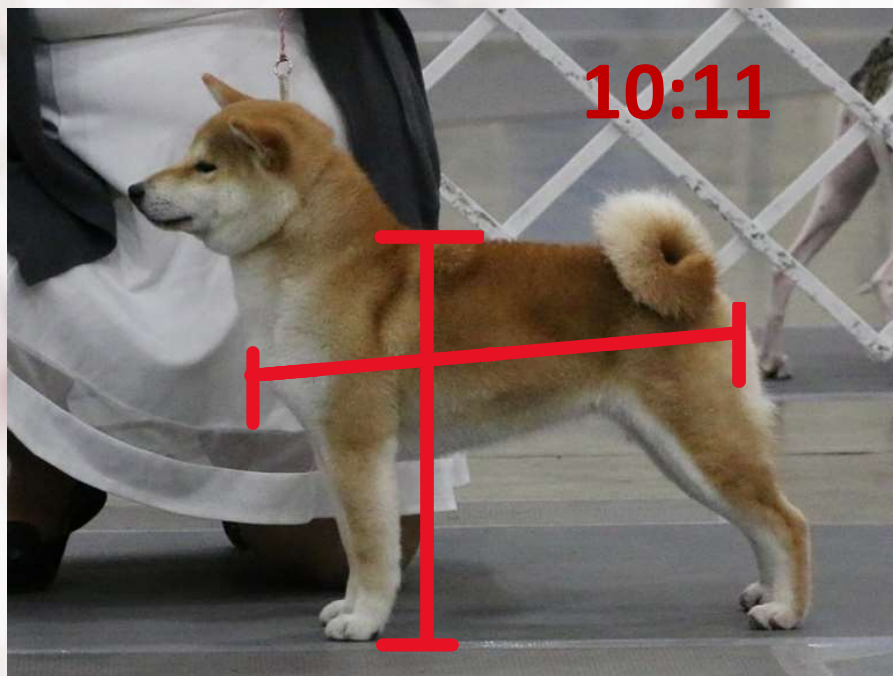
The **topline** is straight and level.

The **chest depth** is $\frac{1}{2}$ or slightly less.



IMPORTANT PROPORTIONS

JKC / FCI Standard: "The ratio of height at the withers to length of body is 10:11".

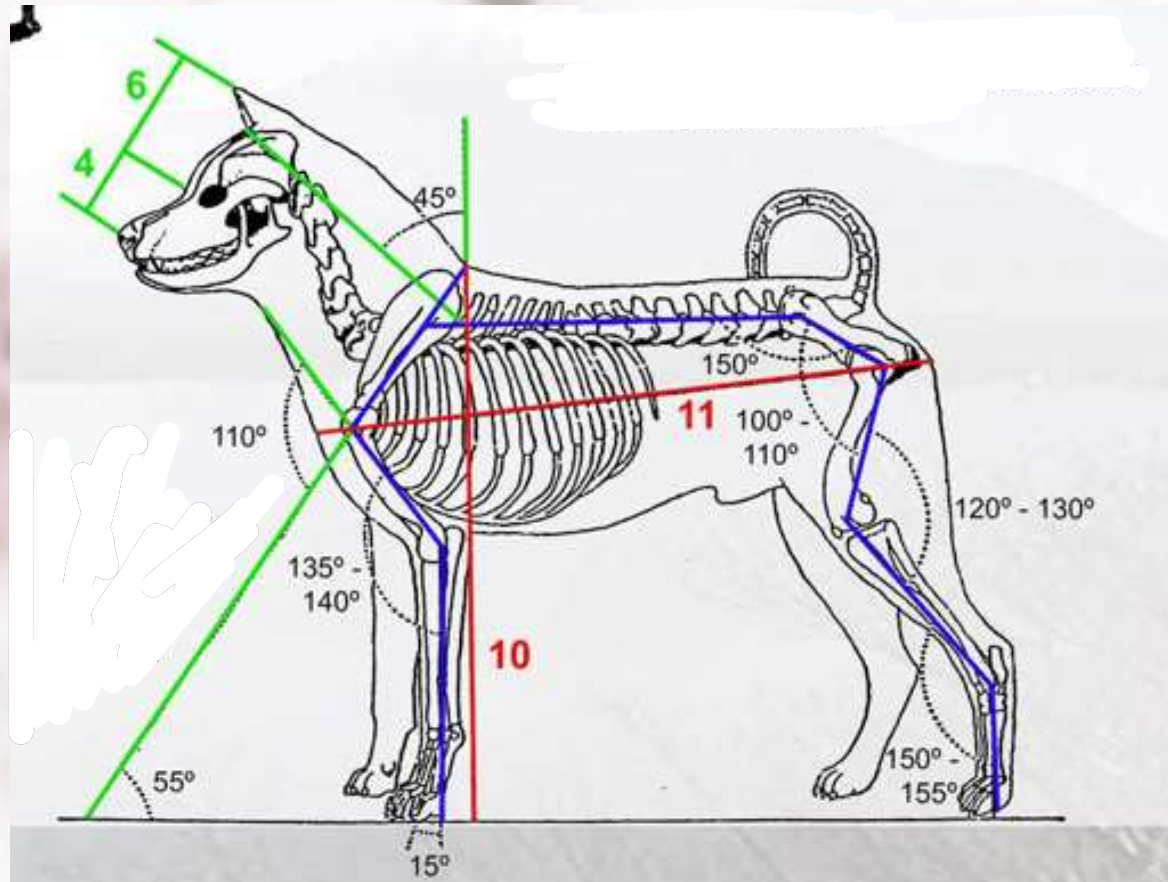


The bitch on the left shows ideal proportions. The bitch on the right is a little longer, but this may be forgiven in a bitch.

Forequarters/Hindquarters

JKC / FCI Standard: “Forequarters: General appearance: Seen from the front, forelegs straight. | Shoulder: Shoulder blade moderately sloping. | Upper arm: Forming a moderate angle with the shoulder blade. | Elbow: Tight. | Pastern: Slightly oblique”
“Hindquarters: Upper thigh: Well developed. | Lower thigh: Well developed”.

NOTE: MODERATE being key. We are not looking for the same turn of stifle as a Siberian Husky nor the prosternum of a Daschund.



Feet


JKC / FCI Standard: "Feet: Digits tightly closed and well arched. Pads thick and elastic. | Nails: Hard and dark in colour desirable.

NOTE: We are looking for a nice, tight cat's foot. Splayed digits and or hare foot not desirable.



Tail

JKC / FCI Standard: “Set on high, thick, carried vigorously curled or curved as a sickle, the tip nearly reach hocks when let down”.



**NOTE: In accordance with our standard,
only “6” would be an unacceptable tail set.**

Gait/Movement

JKC / FCI Standard: "Light and brisk".

NOTE: MODERATE. Covering ground but free from exaggeration (over reaching/over driving). Clean and elastic. Not short stepping/pitter-patting.



National
Shiba Club
of America

Movement

The natural terrain of the Shiba is mountainous, often with very dense vegetation. Their movement is nimble, light, and elastic. They should have moderate reach and drive.

They should be evaluated on a loose lead at a brisk business-like trot.



You will find that many Shibas feel they have an obligation to shake when they start moving.

Breeders joke that it is a part of Shiba breed type, and is called the "Shiba Shake".



National
Shiba Club
of America

Movement



There should be a **lightness** and **elasticity** to the Shiba's movement. A direct translation from the Japanese is defined as springing back or rebounding, resilient.

Ideally, the legs will begin to converge on a center line as speed increases.




Coat

JKC / FCI Standard: "Hair: Outer coat harsh and straight, undercoat soft and dense; hair on tail slightly long and standing off".

NOTE: Guard coat should be profuse and evenly distributed over the body. This forms the highly desirable (NIPPO) "Prickly coat".



Although the dog pictured (above) has blown its undercoat, you will immediately notice the profuse and evenly distributed guard coat creating good texture whether in or out of coat.



A Shiba bitch shown in full, glorious coat and during a seasonal coat blow.

Colour

JKC / FCI Standard: "Red, black and tan, sesame, black sesame, red sesame".

NOTE: When referring to a Shiba as "Sesame", it is only "Red Sesame" that applies. Black Sesame is referring to the larger Japanese breeds, Shikoku & Hokkaido.



Colour - Red

NOTE: The dash of black mentioned below has a Japanese term "Sashige". Sashige should not be confused with (Red) Sesame where the black tipping should be evenly distributed over the body.



National
Shiba Club
of America

Red



The red color is a bright, clear, orange-red.

A very slight dash of black tipping is allowed on the back and tip of tail.



Colour - Sesame



National
Shiba Club
of America

Sesame



The facial markings on a sesame can be one of two patterns. the muzzle may be red with a widows peak, as evidenced in this photo on the left.

Or the muzzle may have black hairs extending into the red markings on the bridge of the nose.



Colour – Black & Tan



National
Shiba Club
of America

Black with Tan Points

A black Shiba is not jet black, but black with an underlying brownish rust color. Guard hairs are banded, with cream or buff color at the root, then black, and finally a rust-black just at the tip. The undercoat can be light tan, grey reddish, or buff. The undercoat is clearly visible when the coat is stroked backwards. Tan markings can range from wheaten to a deeper tan.

On first impression, the basic color must be black, and never give the impression of a gray or silver dog. You can usually see the lighter color from behind the dog where you may not see it from the front.



Colour – Black & Tan



National
Shiba Club
of America

Black with Tan Points



These dogs all have good Black and Tan color. The tan showing through the guard hairs is most apparent on the top dog. If you looked at these dogs in person, none would be jet black. The photography and viewing them from the front makes them appear blacker than they really are.



Urajiro

Pronounced: oo-ra-gee-ro.

Urajiro is a whitish coat that forms a set of “markings” unique to the Shiba/Japanese breeds.

All Shibas are required to have Urajiro as follows;

- The sides of the muzzle and on the cheeks;
- The underside of the jaw and neck;
- The chest and stomach;
- The underside of the tail; and
- The inside of the legs.



National
Shiba Club
of America

Urajiro Faults



Urajiro is required on the sides of the muzzle, but it is not to come over the top of the muzzle.

A lack of urajiro is also a fault.



Urajiro – Black & Tan / Sesame

NOTE: Urajiro usually expresses itself on Sesame as per Black & Tan images below.



National
Shiba Club
of America

Black with Tan Points



The typical urajiro pattern does not manifest itself in the same way in the black and tan color. It is preferred to have the typical pattern, but it is rarely seen. This is good urajiro for a black and tan.



Judging the Shiba Inu

- “Kan’i” (or “Spirited Boldness”) defines the very essence of a Shiba. This means the dog should be mentally well-balanced and appear both courageous and confident in itself.
- When assessing the head front on (on the table), correct eyeline, skull width vs ear width, cheeks and expression cannot be viewed with your hands on the side of the face. The overall head and expression are best viewed by baiting with your hands.
- When assessing ear pitch and skull proportions, this is best done with your head at eye level WITHOUT the leash being pulled up tight (giving over exaggerated back skull/appearance of skull length. SKULL:MUZZLE = 60:40.
- Shibas are more often than not “foot sensitive”, most particularly the front feet/legs. Moving the front legs of a Shiba on the table will often put them off and cause them to twist their front legs in an attempt to avoid or break the contact. Shiba owners/handlers will appreciate (very much) if you request they fix the foot placement themselves.
- Urajiro (even in the black & tan and Sesame) can be viewed from the front, rear and side while the dog is on the table. Please do not attempt to lift their front legs, if you try they may well leap off the table or mark it down as a bad experience that will take their owner/handler much time to overcome.
- The “Shiba Shake”. Yes! It’s a thing! Puppies or young dogs sometimes give a Shiba Shake (or 6) when being moved. No, it’s not an ear infection, I promise. There is no real explanation. Defiance, perhaps? Please be patient with the young, they will get better but it may not be during today’s effort.