

The Shiba Inu

General Appearance/Characteristics/Temperament

Origin: Japan. Hunting dog for birds and small animals. Companion dog.

Small-sized dog, well balanced, well boned with well-developed muscles. Constitution strong. Action quick, free and beautiful. IMPORTANT PROPORTIONS: The ratio of height at withers to length of body is 10 : 11.

The temperament is faithful, with keenness in sense and high alertness.

AUTHOR'S NOTE/S:

- *The Shiba is a small hunting dog, used for hunting birds and small game in mountainous regions of Japan. He should have sufficient length of leg, lightness of foot & a high alertness that should leave no doubt he could indeed fulfill his purpose.*
- *Length of body is measured from foremost point of sternum to rearmost projection of 1st thigh.*



Am Ch Tenkuu Go Etchuu Wakasugisou (Imp Jpn – USA)

Owned by: Leslie A Engen

NOTE: Sire to over 100 champion offspring

Height

Males: 39.5cm – Females 36.5cm (there is a tolerance of 1.5cm smaller or taller)

Body

Back straight and strong; loin broad and muscular. Chest deep, ribs moderately sprung, belly well drawn up.

Forequarters

General appearance: Seen from the front, forelegs straight.

Shoulder: Shoulder blade moderately sloping.

Upper arm: Forming a moderate angle with shoulder blade.

Elbow: Tight.

Metacarpus (Pastern): Slightly oblique.

Hindquarters

Upper thigh: Well developed.

Lower thigh: Well developed.

Hocks: Thick and tough

Neck

Thick.

Strong

Well balanced with the head and the body.

AUTHOR'S NOTE/S:

- **MODERATE** angulation. Angle where upper arm meets shoulder 105-110°. Overall balance most important.



Am Ch Tenkuu Go Etchuu Wakasugisou (Imp Jpn – USA)

Owned by: Leslie A Engen

NOTE: Sire to over 100 champion offspring

Head

Cranial Region:

Skull: Forehead broad.

Stop: Well defined with slight furrow.

Facial Region:

Nose: Black. Nasal bridge straight.

Muzzle: Moderately thick.

Lips: Tight.

Cheeks: Well developed.

Eyes:

Triangular.

Not too small.

Dark brown in colour.

The outer corners of the eyes are slightly upturned.

Ears:

Relatively small.

Triangular.

Slightly inclining forward.

Firmly pricked.

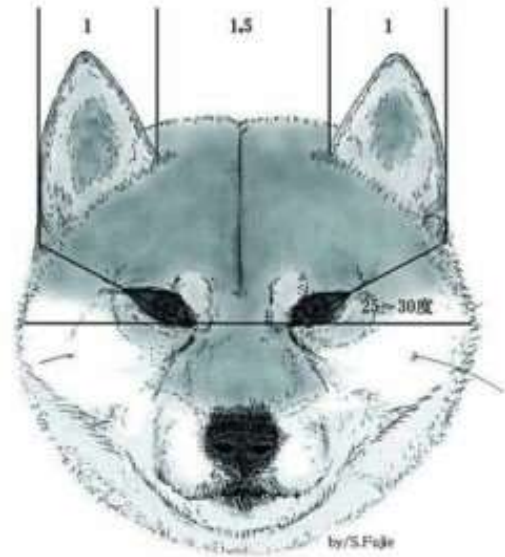
Mouth:

Teeth strong with scissor bite.

《正しい耳と眼の位置関係》

This is Good Sample


- 1) 目頭と目尻を結ぶ線の延長は耳朵に到る
- 2) 左右の目頭を結ぶ線と1の成す角度は凡そ25~30度である
- 3) 耳幅と耳間との割合は凡そ1対1.5である



この正しい耳と眼の位置関係を繰り返し覚える事である。

AUTHOR'S NOTE/S:

- **EYE SHAPE AND UPTURNED OUTER CORNER OF THE EYE IS CRITICAL TO TYPE. You cannot achieve correct (intense) expression with an incorrect eye.**
- **You cannot accurately view the Shibas head proportions with your hands on the side of the face. This distorts the eye shape and angles you should be looking for. Bait the dog with your hands initially before laying hands on.**
- **"Lips tight" which should show strong underjaw from front & in profile.**



Feet:

Digits tightly closed and well arched.
Pads thick and elastic.
Nails hard and dark in colour desirable.



Tail:


Set on high.
Thick.
Carried vigorously curled or curved as a sickle.
The tip nearly reaching hocks when let down.

AUTHOR'S NOTE/S:

- **"Thick" – think bottle brush (as opposed to praying hands)**
- **Tail does not need to be tightly curled. Loose curl (as per diagram 1 – right) and sickle tail (diagram 5) should be considered equal to a tight curl.**

Japanese Dog Tail Types

Line diagrams from Nihonken Hozonkai



English version brought to you by Kazeshimasou - www.shibainuireland.com

Gait:

Light and brisk.

AUTHOR'S NOTE/S:

- **A Shiba should NOT move with the reach and drive of a Siberian Huskie. Shibas hunt small game in mountainous terrain. The movement should be light and elastic giving the impression of being able to hunt for hours on end.**



National Shiba Club of America

Movement

The natural terrain of the Shiba is mountainous, often with very dense vegetation. Their movement is nimble, light, and elastic. They should have moderate reach and drive.

They should be evaluated on a loose lead at a brisk business-like trot.



You will find that many Shibas feel they have an obligation to shake when they start moving.

Breeders joke that it is a part of Shiba breed type, and is called the "Shiba Shake".

Coat/Colour:

Hair:

Outer coat harsh and straight.

Undercoat soft and dense.

Hair on tail slightly long and standing off.

Colour:

Red.

Black and tan.

Sesame.

Black Sesame.

Red Sesame.



Definition of the colour sesame:

- Sesame: Good mixture of black, red and white hairs in whole.
- Black sesame: More black than white hairs.
- Red sesame: Ground colour of hair red, mixture with black hairs.

AUTHOR'S NOTE/S:

- *Red is vibrant, orange-red.*
- *On red dogs, a small amount of black tipping may be found on the shoulders and tail. The Japanese term for this is Sashige (see picture, top right of this page).*
- *For a dog to be deemed Sesame, black tipping will be evenly distributed over the body of the dog and continue on to the skull and down the upper portion of the legs.*
- *The dog pictured on the top right of this page is "out of coat" (blown undercoat). You can immediately see the harsh, straight outer coat standing off the body. The even overall distribution of outer coat is what gives this dog good strong colour whether in or out of coat.*



National
Shiba Club
of America

Black with Tan Points



These dogs all have good Black and Tan color. The tan showing through the guard hairs is most apparent on the top dog. If you looked at these dogs in person, none would be jet black. The photography and viewing them from the front makes them appear blacker than they really are.





National
Shiba Club
of America

Black with Tan Points

A black Shiba is not jet black, but black with an underlying brownish rust color. Guard hairs are banded, with cream or buff color at the root, then black, and finally a rust-black just at the tip. The undercoat can be light tan, grey reddish, or buff. The undercoat is clearly visible when the coat is stroked backwards. Tan markings can range from wheaten to a deeper tan.

On first impression, the basic color must be black, and never give the impression of a gray or silver dog. You can usually see the lighter color from behind the dog where you may not see it from the front.



National
Shiba Club
of America

Sesame



The facial markings on a sesame can be one of two patterns. the muzzle may be red with a widows peak, as evidenced in this photo on the left.

Or the muzzle may have black hairs extending into the red markings on the bridge of the nose.



Urajiro

“Oo/ra/gee/ro”

Whitish coat on the sides of the muzzle and on the cheeks, on the underside of the jaw and neck, on the chest and stomach and the underside of the tail, and on the inside of the legs.

AUTHOR’S NOTE/S:

- *Urajiro expresses itself differently on the chest and underside of red VS. black and tan/sesame (See image below).*
- *On the head, Urajiro is specifically found on “sides of the muzzle and on the cheeks, on the underside of the jaw”. Urajiro should not extend over the top of the muzzle. The young dog below shows ideal Urajiro on the head and exceptional colour on the top of the muzzle/face.*
- *Should the Urajiro on underneath be questionable, ask the handler to present the underside of the dog for viewing as it is removed from the table.*



National
Shiba Club
of America

Black with Tan Points

The typical urajiro pattern does not manifest itself in the same way in the black and tan color. It is preferred to have the typical pattern, but it is rarely seen. This is good urajiro for a black and tan.





National
Shiba Club
of America

Urajiro Faults



Urajiro is required on the sides of the muzzle, but it is not to come over the top of the muzzle.



A lack of urajiro is also a fault.

Faults:

Any departure from the foregoing points should be considered a fault and the seriousness with which the fault should be regarded should be in exact proportion to its degree and its effect upon the health and welfare of the dog.

- Lack of sexual dimorphism.
- Slightly overshot or undershot mouth.
- Numerous teeth missing.
- Shyness.
- Pinto colour.

AUTHOR'S NOTE/S:

- *Shy not to be confused with aloof. An aloof Shiba may pull back or flick their head back when you touch them but will still carry themselves with conviction around the ring.*
- *Numerous missing teeth – in Japan (NIPPO), a dog with 2 or more missing teeth is not considered for an excellent placement/grading.*

Disqualifying Faults:

- Aggressive or overly shy.
- Any dog clearly showing physical or behavioural abnormalities shall be disqualified.
- Extremely overshot or undershot mouth.
- Ears not pricked.
- Hanging tail, short tail.