



HOPPENINGS

FPP0A NEWSLETTER

SPRING/SUMMER 2025

Thank You!

For attending our Annual
Membership Meeting.

We had a great turnout this year!

Welcome new members!

Wild "Fire" Azaleas, photo courtesy of Wanda Brammer

March 15th Membership
Meeting turnout.

WCID Weed Management
for Spring Spraying

Muck Pellets for Managing
Pond Sludge

Fish Spawning for Bass and
Crappie

Benefits of Fish Feeders

4th of July 2011 recap

Spring and Summer flowers
for Zone 8

EVENTS

Fireworks on the Lake Friday
night.

4th of July Saturday Cookout
(details TBD)

Visit frogpondlake.com for important information:

March 15th Annual Membership Meeting

Great turnout this year!


Many Frog Pond Lake residents attended and were able to mingle and introduce themselves enjoying snacks and beverages.

We have more full-timers than ever before and are focused on getting members to know each other better, especially helpful in case of emergency.

FPPOA is looking forward to hosting more of these events this year such as Forth of July cookout and Friendsgiving. Anyone interested in partaking, or helping to organize, please reach out to frogpondfppoa@gmail.com.



*Photos courtesy of
Rebecca Drennan...
Thank you!*



WCID Update on Weed Management

The WCID will use BlueGill Aquatics to spray the lake vegetation

Estimating the week of April 28 - May 2 depending on water temperature reaching 60-70° to protect spawning.

WCID will be using their funds to spray emergent weeds at the cove around the Community Access area, the West End and around the island on the North side of the lake.

Individual lots can be treated for \$275.00 per lot.

Guidelines require property owners to be responsible for their own shorelines and 50ft out.

If you choose to have your property sprayed follow these instructions:

Mark each corner of your property, at the waterfront, with a bright ribbon, PVC pipe or both.



Pay for your spray BEFORE April 25th.

2 WAYS TO PAY:

1. Make checks payable to BlueGill Aquatics and either mail to FPPOA P.O. Box 284, Colmesneil TX 75938
2. Deliver a check to Kate and Buck Johnson's home at 547 CR 3150. There is a drop box on the porch. NO CASH PLEASE Make sure your phone number is on the check. You will receive a text confirming receipt.

Muck Pellets for Managing Pond Sludge

Muck pellets offer an effective, eco-friendly solution for managing sludge accumulation in shallow lakes. These small, sinking pellets contain beneficial bacteria, enzymes, and trace minerals that break down organic matter such as fish waste, decaying vegetation, and other debris.

For maximum benefit, it is recommended to use an aerator when applying muck pellets.

Here are the key benefits:

Muck Reduction: Muck pellets dissolve organic sludge, reducing muck buildup by inches per year without the need for invasive methods like dredging.

Improved Water Quality: They enhance water clarity, reduce foul odors caused by decaying matter, and balance excess nutrients, preventing harmful algae blooms.

Localized Treatment: The pellets sink to the bottom and target problem areas like shorelines, docks, or swimming zones, making them efficient for spot treatments.

Eco-Friendly: Safe for fish, wildlife, and humans, muck pellets provide a chemical-free way to maintain a healthy aquatic ecosystem.

Ease of Use: Simple bi-weekly applications during warm months make them a low-effort solution for lake maintenance.

By reducing muck and improving water conditions, muck pellets help restore the natural beauty and usability of shallow lakes.



Fish Spawning for Bass and Crappie

In East Texas lakes, bass and crappie spawning typically occurs in the spring when water temperatures reach around 60°F, with bass spawning slightly after crappie, often from late March to mid-May.

Crappie Spawning:

Crappie spawning usually begins when water temperatures approach 65°F, which is often in late March.

They spawn in shallow, protected areas, building nests. Females can spawn multiple times during the season, laying a significant number of eggs (10,000 to 150,000) depending on their size and age. Look for crappie in brush piles in 15-25 feet of water. Minnows and powerbait champ minnows are good bait options.

Bass Spawning:

Largemouth bass spawn just after crappie and smallmouth bass.

Male bass start cruising the banks and preparing nests when water temperatures reach the upper 50s.

Look for water temperatures of 50-55 degrees or greater in 1-8 feet of water.

In Texas, after fish spawning, you can apply herbicides in the spring when plants are actively growing, but wait until water temperatures reach 60-70°F and avoid applying on cloudy days to minimize oxygen depletion.

Here's a more detailed explanation:

Timing in Spring: Herbicide applications are often most effective in the spring when plants are actively growing.

Water Temperature: Wait for water temperatures to reach 60-70°F before applying herbicides.

Avoid Cloudy Days: It's best not to apply herbicides on cloudy days, as oxygen depletion is more likely.



Benefits of Fish Feeders

Fish feeders, especially automatic ones, offer several benefits, including ensuring consistent feeding, promoting fish health and growth, and reducing stress and water quality issues caused by over or underfeeding. They also provide convenience and can even help create “feeding zones” that enhance fishing opportunities.

Implementing fish feeders in a 100-acre lake offers several advantages for both the ecosystem and recreational activities.

Here are some key benefits:

Ecosystem Balance: Fish feeders help maintain a balanced predator-to-prey ratio by supplementing the natural food sources, ensuring that both forage and predator fish thrive.

Improved Fishing: Feeders create predictable feeding zones, attracting fish and making them easier to catch, which is ideal for family fishing activities.

Cost-Effective Growth: Pellet fish feed is cost-effective, converting two pounds of feed into one pound of fish growth, supporting rapid fish development.

Enhanced Food Chain: Supplemental feeding supports the entire food chain by providing nutrients that benefit smaller aquatic life, ultimately enhancing the overall health of the lake.



Spring and Summer Flowers for Zone 8

For Zone 8, which features mild winters and hot summers, there are many hearty flowers that can thrive in this climate with little or no maintenance. Below is a selection of annuals, perennials, and foliage plants suitable for this region:

Annual Flowers

Pansies: These are cold-hardy and bloom beautifully through winter and early spring.

Snapdragons: Another cold-tolerant option that can add vibrant color to your garden.

Zinnias: Perfect for full sun and heat-tolerant during summer months.

Marigolds: Bright and easy to grow, though they may not survive extreme cold.




Perennials

Lavender (*Lavandula* spp.): Drought-tolerant and thrives in full sun, providing fragrant blooms.

Achillea (Yarrow): Hardy and available in various colors like ‘Paprika’ or ‘Sunny Seduction’.

Salvia: Comes in various species, offering drought tolerance and long-lasting blooms in full or partial sun.

Lantana: A forgiving perennial that thrives in heat and requires minimal care.



4th of July 2025

Fireworks on the Lake Friday night and Saturday, cookout (details TBD)




This year 4th of July falls on a weekend so it's a perfect opportunity for Frog Pond to have a neighborhood cookout on the lake.

Details will be announced when the date gets a little closer. Look for an invite in your email from FPPOA.

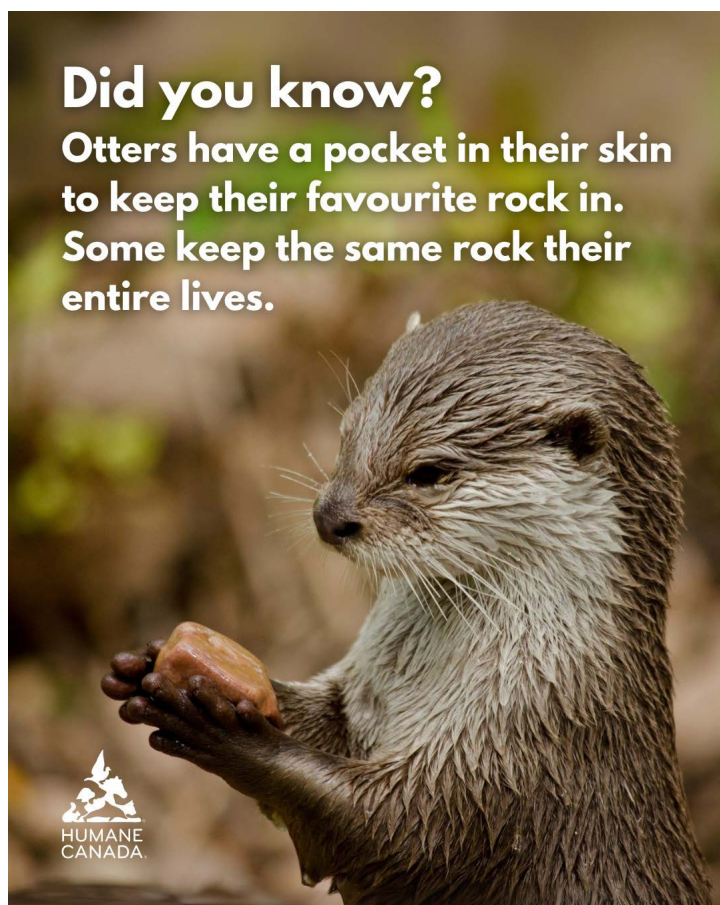
Let's have a little fun and decorate out boats and docks!

Photos from 2011 4th of July boat parade around Frog Pond Lake.





PO Box 284
Colmesneil, TX 75938



Distribution of this newsletter is intended to be sent digitally, however we have included a mail panel for those who would like to print and/or mail their own copies.