


Getting Started with the Armatus® Learn to Protect System



Part I: Logging into Armatus

1. Open a browser window on your computer. *Recommended browsers include Internet Explorer or Google Chrome.*

Go to <http://website.praesidiuminc.com/login> OR go to <http://www.KofC.org/safe>, and click the blue Praesidium's Armatus link.

KofC.org | Contact Us | Careers | ENGLISH

KNIGHTS OF COLUMBUS | Knights of FOR MEMBERS Columbus

PROGRAMS | MEMBERSHIP | RESOURCES | STORE

KOFC.ORG > Programs: Youth Activities > Safe Environment Program

SAFE ENVIRONMENT PROGRAM

Recognizing that children are a precious gift, Knights of Columbus has always made their safety and well-being the highest priority in the Order's programs and activities. In partnership with *Praesidium*, an organization that has worked to provide knowledge and tools that safeguard against sexual predators for more than 20 years, the Order continues its strong tradition of maintaining the highest standards regarding the protection of young people. Through this partnership, the Order provides youth leaders with access to the most up-to-date resources to keep children safe, including **Praesidium's Armatus®** online training, background screenings, and an exclusive hotline to report child safety concerns (1-844-KOFC-SAFE (844-563-2723)). All materials are available in English, Spanish and French to make the content accessible to all members who will be asked to fulfill organizational requirements. Please note that the Praesidium Armatus online platform is an English site, but each training course is available in both French and Spanish.

Knights of Columbus Safe Environment Program

Support Guides

Youth Activities

- Building the Domestic Church
- Youth Activities
- Columbian Squires Programs
- Squire Advancement Program
- Free Throw Championship
- Soccer Challenge
- Catholic Citizenship Essay Contest
- Substance Abuse Awareness Poster Contest
- Safe Environment Program

2. On the Armatus login page, enter your credentials

Username: memberID + lastname (ex. 1235468jones)

Password: kofcsafe

This is the default password for KofC members. You will be prompted to change your password upon logging in for the first time.

3. You will be prompted to change your password. Passwords must be at least six characters in length. *This will only appear the first time you log in to Armatus.*



Please reset your password.

New Password:

Confirm Password:

Now that you have logged in, please reset your password to something you can easily remember.
Your new password must be at least 6 characters long.

4. After your password is successfully updated, you will be prompted to answer three security questions. *This will only appear the first time you log into Armatus.*



Please answer a few security questions.

These questions will be used to verify your identity in the case that you have forgotten your password.

-----SELECT QUESTION-----

-----SELECT QUESTION-----

-----SELECT QUESTION-----

Hide answers

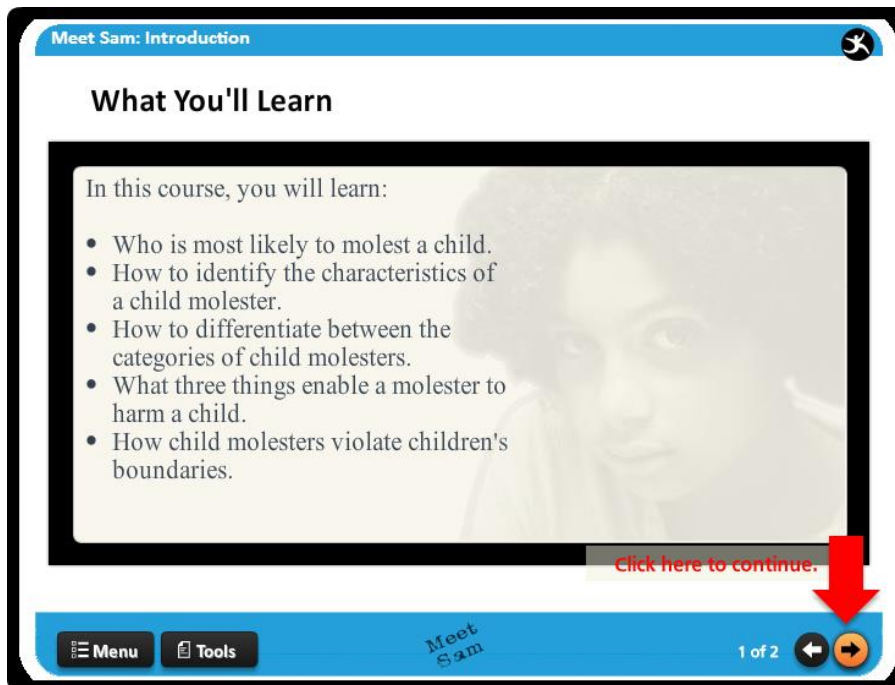
5. You are now in Armatus! You will be presented with a welcome letter from Supreme Knight Carl Anderson. To begin your training, scroll down and click on the course title or preferred language for that course.
6. When you have completed your training, click the **Logout** button or close your browser.

Part II: Taking a Course

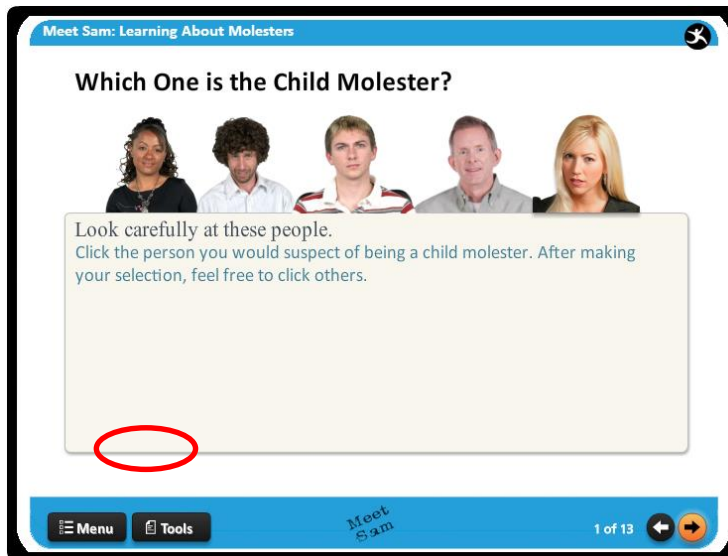
1. Courses which have not yet been taken show **Status: Pending**. To begin a course, click on the course title, image, or your preferred language for that course.



2. The course will open in a new browser tab. During the course, you will navigate by clicking the orange navigation buttons. Actions may be required before navigating to the next page.



3. You will be presented with an **Action Plan**. To access it, click the **Tools** button and then the **Action Plan** link. The PDF will open in your browser – you cannot enter your answers in the digital file. Please print a copy and use it to take notes. Then, return to the course.




4. Each course is divided into multiple lessons, followed by a quiz. You must complete each lesson along with the quiz in order to complete the course.
5. Once a course is complete, the course status will state **Status: Completed** along with the date of completion.

<p>HELLO my name is SAM Meet Sam</p> <p>Meet Sam</p> <p>ENGLISH ESPAÑOL FRANÇAIS</p> <p>Status: Completed Date: 2015-07-02</p>	<p>Sam molests children and in this module he tells you how he gets away with it. You learn the types of molesters and the methods they use to manipulate their coworkers, parents, and children-all to meet their own needs. You also learn how to spot interactions between adults and children that may indicate danger.</p> <p>Click the corresponding button for your preferred language.</p> <table><tr><td>Select English (language)</td><td>English version of the course.</td></tr><tr><td>Select Spanish (language)</td><td>Spanish version of the course.</td></tr><tr><td>Select French (language)</td><td>French-Canadian version of the course.</td></tr></table>	Select English (language)	English version of the course.	Select Spanish (language)	Spanish version of the course.	Select French (language)	French-Canadian version of the course.
Select English (language)	English version of the course.						
Select Spanish (language)	Spanish version of the course.						
Select French (language)	French-Canadian version of the course.						

6. To print a certificate with your course completions, click the **Print Certificate** button located above the course listings.

You are scheduled to take the following courses and successfully complete the quiz at the end of the course. **If you are experiencing technical difficulties, click [here](#) to submit a support request.**

Print Certificate **Course History**

 <p>HELLO my name is SAM Meet Sam</p> <p>Meet Sam</p> <p>ENGLISH ESPAÑOL FRANÇAIS</p> <p>Status: Completed Date: 2015-07-02</p>	<p>Sam molests children and in this module he tells you how he gets away with it. You learn the types of molesters and the methods they use to manipulate their coworkers, parents, and children-all to meet their own needs. You also learn how to spot interactions between adults and children that may indicate danger.</p> <p>Click the corresponding button for your preferred language.</p> <table><tr><td>Select English (language)</td><td>English version of the course.</td></tr><tr><td>Select Spanish (language)</td><td>Spanish version of the course.</td></tr><tr><td>Select French (language)</td><td>French-Canadian version of the course.</td></tr></table>	Select English (language)	English version of the course.	Select Spanish (language)	Spanish version of the course.	Select French (language)	French-Canadian version of the course.
Select English (language)	English version of the course.						
Select Spanish (language)	Spanish version of the course.						
Select French (language)	French-Canadian version of the course.						

If you have questions about the Safe Environment Program, please call 1-203-800-4940. If you have difficulties accessing Armatus or viewing courses, please contact Armatus Technical support at 817-801-7773 or support@praesidiuminc.com. Support hours are Monday – Friday, 8:00 am – 5:00 pm CT.