



SOLID SOLUTIONS *for* BETTER HARDSCAPES

2021 Product Catalog
SRWProducts.com

Offering over 100 products for **COMPLETE HARDSCAPE SOLUTIONS.**

CG Counter Guard™



pg 16

Crete-Rail™



pg 55

NEW

Superior Strength Solvent-Based Adhesive



pg 11



POLYMERIC SAND

8-9

Pavermate Z3™	8-9
X-treme™	9

ADHESIVE

10-11

Adhesive Overview & Charts	10
Vertical Instant Lock	11
Superior Strength Solvent-Based & Rapid-Set Polyurethane	11

SEALERS

12-23

Sealer Overview	12-13
Specialty Seal™	14-17
Sealer Finish Options	18-19
Premium Seal™	20-21
Paver Seal™	22-23

CLEANERS

24-27

Cleaner Overview & Charts	24
General Purpose Cleaners	25
Specialty Clean™	26-27

FABRIC

28-35

Fabric Overview	28-29
General Landscape	30
Weed Control	30
Premium Landscape	31
Stabilization/Separation	32-33
Drainage/Filtration & Heavy Duty Erosion Control	34
Construction Rolls	35

GEOGRID

37-39

Geogrid Overview	37
Retaining Wall Diagram	38
Uni & Bi-Directional Retaining Wall Geogrid	39
Road Base Geogrid	39

WALL SYSTEMS & ENGINEERING

40-41

Stamped Engineering/Hardscape Technical Services (HTS)	40
Sleeve-It®, Earthworks™, Wall Drain Pro® & American Wick Drain	41

BASE REPLACEMENT

42-43

Base Replacement System	42
Driveway Grid System	43

EROSION & IRRIGATION

44-47

Silt Fence & Stakes	44
Jute Mesh & Dandy Products	45
Erosion Control	46
Drainfield & Erosion Control Blankets	47

DIAMOND BLADES

48-53

Diamond Blade Overview & Charts	48-49
Segment Style Guide	50-51
General Purpose, All Purpose & Abrasive Material Blades	52
Hard Material Blades & Cup Wheels	53

ACCESSORIES

54-58

SR Slip-Resist™, Sprayers & Slit Foam Rollers	54
Crete-Rail™, Path Stabilizer™, Mulch Stabilizer™, StringAlong™	55
Spikes, Stakes, Staples & Pins	56
Stretch Wrap, Fabric Seaming Adhesive & Caulking Guns	57
Pin Pounder, Staple Setter, Poly Sheeting & Paver Rail™	58

RESOURCES & REFERENCE

59-63

Point-of-Purchase Materials	59
Retail Displays	59-60
Online Resources	60
Application & Cross-Reference Charts	61-63

Please Note: Any items packaged in cartons must be purchased in full carton quantities.

Polymeric Sand

Adhesive

Sealers

Cleaners

Fabric

Geogrid

Wall Systems & Engineering

Base Replacement

Erosion & Irrigation

Diamond Blades

Accessories

About SRW Products

SRW Products is a family owned company whose mission is to provide innovative, industry-leading products to distributors across North America. We focus on People, Products and Partnerships by fostering relationships and providing a comprehensive product and customer experience. We pride ourselves on providing the best products, service and support so you have the best results. We measure success one satisfied customer at a time.



**After all, we are SRW Products.
No one does it better!**

David Orton

David Orton, CEO

Dealer Network

Our products are available from leading hardscape suppliers across the United States and Canada. Over 3,500 dealers turn to SRW Products for the consistent quality and performance they have come to trust.



V.P. of Sales & Marketing



Jason Orton ●
Cell: 763-350-3327 Office: 763-260-8715
Email: jasonorton@srwproducts.com

Regional Sales Managers



Tim Sanborn ●
Cell: 763-203-2966 Office: 763-260-8713
Email: timsanborn@srwproducts.com
Serving: West Region



Dale Perbix ●
Cell: 763-498-2775 Office: 763-260-8714
Email: daleperbix@srwproducts.com
Serving: Central Region



Michael Anderson ●
Cell: 856-952-2007 Office: 856-244-7004
Email: michaelanderson@srwproducts.com
Serving: Northeast Region

- West Region
- Central Region
- Southeast/New England Region
- Northeast Region

Also serving Canada!

**Visit SRWProducts.com
to meet our full sales team.**

Locations

Corporate Office

32005 126th Street
 PO Box 70
 Princeton, MN 55371

Toll Free: 800-752-9326
Phone: 763-389-2722
Fax: 763-389-2725



WEST

DISTRIBUTION CENTER

4801 Feather River Blvd.
 Unit 4
 Oroville, CA 95965

Phone: 530-212-8272

NORTH/CENTRAL

DISTRIBUTION CENTER

32020 126th Street
 Princeton, MN 55371

Phone: 800-752-9326

SOUTHEAST

DISTRIBUTION CENTER

2441 Hwy 123 East
 Toccoa, GA 30577

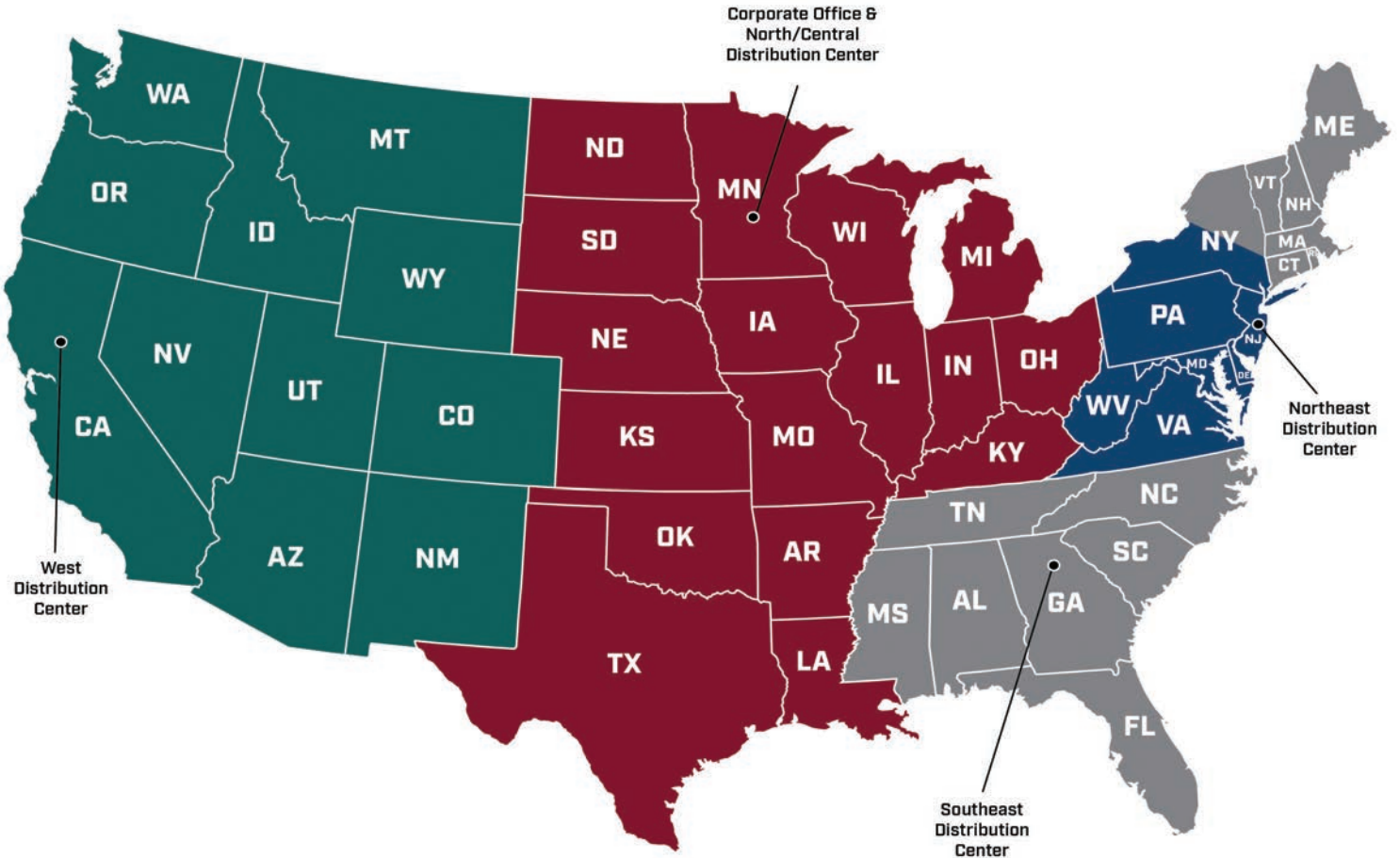
Phone: 762-204-1770

NORTHEAST

DISTRIBUTION CENTER

Rt. 55 Industrial Center
 70 Sewell Street, Unit I
 Glassboro, NJ 08028

Phone: 856-244-7001



2021

NEW PRODUCTS

CDX Cleaner Degreaser X-treme™

Enhanced product, now with the added benefits of gum, tar, paint and rubber removal.



pg 26

DW Dual Wash™

Dual purpose surface wash for stone and wetcast.



pg 25

Crete-Rail™

Fiber reinforced concrete edging that provides ridged yet flexible support for hardscape projects.



pg 55

JS Joint Stabilizer™


2-in-1 Stabilizing Sealer. Stabilize joints and seal the surface all in one coat.



pg 16

Ultra Drive 3D™


Three-dimensional driveway grid. Reduce base and add strength.



pg 43

HexaBase™

Interlocking base replacement for paver projects. Base reduction translates into time and cost savings.



pg 42

CDX Easy 4-Step Process Video



HexaBase™ Installation Video



Visit our YouTube channel to see all of our product installation videos.

[YouTube.com/SRWProducts](https://www.youtube.com/SRWProducts)

Why do so many distributors **PARTNER WITH SRW?**

30

Over 30 Years
Of Hardscape Industry Experience



Superior Customer Service
& Technical Support



Complete Line of Hardscape Solutions
Offering Over 100 Products




Customized Solutions
For Our Customers



Easy-To-Use Website
Helpful Spec & Tech Information



4 Distribution Locations
Quick Product Shipping Nationwide



Retaining Wall Services
Free Preliminary Designs



Geotextile Experts
Combined Team Experience of Over 200 Years

PAVERMATE 3

TM



RAIN SAFE
in just 10 minutes.



FAST ACTIVATION

Rain safe 10 minutes after activation sequence when installed correctly.

ADDED PROTECTION

Fast activation provides protection against unexpected rain events.

MULTIPLE APPLICATIONS

Can be used for traditional paver installations and concrete overlays.

Polymeric Sand

Create strong, lasting patios and walkways with polymeric sand. Our polymeric sands were developed based on feedback from industry professionals and perform to the highest expectations. With SRW polymeric sand, you can expect a clean installation with fast set-up, strong joints, longevity and durability.



▶ **SEE WHY PAVERMATE Z3 IS THE BEST POLYMERIC SAND ON THE MARKET!**
SRWProducts.com/Videos

Pavermate Z3™



Applications

- ▶ Joints up to 2"
- ▶ Driveways & Walkways
- ▶ Concrete Pavers

Benefits

- ▶ Patios & Pool Decks
- ▶ Concrete Overlays & Non-Overlays
- ▶ **Zero Haze:** Clear polymer technology, along with the removal of Portland, Fly Ash and Crushed Limestone (which are ingredients that cause hazing) set you up for a haze-free project.
- ▶ **Zero Dust:** Specially mixed to bind polymers and sand, reducing fines and creating a dust-free product.
- ▶ **Zero Problems:** Rain safe in just 10 minutes. Fastest set up time in the market helps with unforeseen weather.

PAVERMATE Z3™ Polymeric Sand • Joints up to 2"			
PART #	COLOR	SIZE	QUANTITY
SSAN PAVZ3 TAN	TAN	50 lb BAG	49 BAGS/PLT
SSAN PAVZ3 GRA	GRANITE	50 lb BAG	49 BAGS/PLT
SSAN PAVZ3 BLK	BLACK	50 lb BAG	49 BAGS/PLT
SSAN PAVZ3 IVY	IVORY	50 lb BAG	49 BAGS/PLT

Available in 4 colors:



X-treme™



Applications

- ▶ Joints up to 6"
- ▶ Wetcast
- ▶ Natural Stone
- ▶ Patios & Walkways
- ▶ Pool Decks

Benefits

- ▶ No haze due to advanced polymer technology
- ▶ Strong, solid joints
- ▶ Long-lasting to prevent washout & weeds
- ▶ Rain safe in 20 minutes

X-TREME™ Polymeric Sand • Joints up to 6"			
PART #	COLOR	SIZE	QUANTITY
SSAN XTRTAN	TAN	50 lb BAG	49 BAGS/PLT
SSAN XTRGRA	GRANITE	50 lb BAG	49 BAGS/PLT

Available in 2 colors:



Adhesive

Lasting, beautiful hardscapes depend on adhesives that are easy to use and stand the test of time. That's why we've created a line of adhesives that lock quickly and hold strong.

Our diverse line of adhesives can be used for a variety of projects and many applications including retaining walls, natural stone and veneers.



SEE IT IN ACTION
 Vertical Instant Lock Demo
SRWProducts.com/Videos

ADHESIVE

Application Patterns for Optimal Moisture Drainage*

For Superior Strength Solvent-Based and Rapid-Set Polyurethane Adhesive

Concrete Overlay

Against Building
No Water Flow

Front & Side Edges
Optimal Water Flow

Retaining Wall

(Very Moist Soil)

Optimal Water Flow

For Vertical Instant Lock Adhesive

Vertical Applications

Top

Bottom

Optimal Water Flow
Using Vertical Instant Lock

*For illustrative purposes only

DON'T FORGET CAULKING GUNS!

We offer three types of caulking guns. Our economy, standard, and premium guns are engineered to provide superior performance. Available in 10oz (295ml) and 28oz (828ml) sizes.

Premium

- **18:1 Thrust Ratio**
- Professional Grade
- Spout Cutter/Seal Puncture Tool
- Revolving Barrel/Zinc Handle

Standard

- **10:1 Thrust Ratio**
- Ladder Hook and Thumb Release
- Smooth Rod Cradle
- Heavy Duty Steel Construction

Economy

- **3:1 Thrust Ratio**
- Non-Drip for Easy Cleanup
- Smooth Rod Cradle
- Heavy Duty Steel Construction

Vertical Instant Lock



Applications	Benefits	Details
<ul style="list-style-type: none"> Natural Stone Manufactured Stone Brick, Block & Pavers Metal & Wood Glass & Ceramic Tile 	<ul style="list-style-type: none"> Veneers Dry Stack Masonry Outdoor Kitchens Indoor/Outdoor 	<ul style="list-style-type: none"> Instantly locks building materials in place Low odor, ideal for indoor or outdoor use Repositionable for 10 minutes Quick curing and non-corrosive V-notch nozzle—perfect application every time 12 month shelf life
		<ul style="list-style-type: none"> Holds strong in under 5 seconds High temperature compatible VOC compliant Requires a caulking gun with a minimum 14:1 thrust ratio.

SRW Vertical Instant Lock Adhesive			
PART #	SIZE	AMT PER CTN	QUANTITY
AVIL 10	9.5 oz	12/CTN	64 CTNS/PLT

COVERAGE: Approximate Length of Bead		
9.5 oz		
210 linear inches		

Superior Strength Solvent-Based



Applications	Benefits	Details
<ul style="list-style-type: none"> Retaining Walls Pavers/Block Firepits Concrete Metals/Wood Natural Stone 	<ul style="list-style-type: none"> Works on most common landscaping & construction materials Indoor/Outdoor 	<ul style="list-style-type: none"> Superior strength and longevity Works on wet or frozen surfaces High temperature compatible Extrudes down to 10°F Interior/exterior use 18 month shelf life
		<ul style="list-style-type: none"> VOC compliant option

SRW Superior Strength Solvent-Based Adhesive			
PART #	SIZE	AMT PER CTN	QUANTITY
A 10	10 oz	12/CTN	64 CTNS/PLT
A 28	28 oz	12/CTN	44 CTNS/PLT

*Not VOC Compliant

SRW Superior Strength Solvent-Based Adhesive VOC			
PART #	SIZE	AMT PER CTN	QUANTITY
AP 10	10 oz	12/CTN	64 CTNS/PLT
AP 28	28 oz	12/CTN	44 CTNS/PLT

COVERAGE: Approximate Length of Bead		
Bead Size	10 oz	28 oz
1/4"	32 ft	89 ft
3/8"	14 ft	35 ft

Rapid-Set Polyurethane



Applications	Benefits	Details
<ul style="list-style-type: none"> Retaining Walls Pavers/Concrete Pool Copings Foam/Vinyl/PVC Firepits Brick Metals/Wood Natural Stone 	<ul style="list-style-type: none"> Non-porous substrates Works on most common landscaping & construction materials Indoor/Outdoor 	<ul style="list-style-type: none"> Fastest set-up time on the market Designed for construction and landscape projects Suitable for dry or damp surfaces High temperature compatible Interior/exterior applications Premium, long-lasting strength 12 month shelf life
		<ul style="list-style-type: none"> VOC compliant

SRW Rapid-Set Polyurethane Adhesive			
PART #	SIZE	AMT PER CTN	QUANTITY
APU 10	10 oz	12/CTN	64 CTNS/PLT
APU 28	28 oz	12/CTN	44 CTNS/PLT

COVERAGE: Approximate Length of Bead		
Bead Size	10 oz	28 oz
1/4"	32 ft	89 ft
3/8"	14 ft	35 ft

WE'VE MADE IT ***SIMPLE.***

3 Comprehensive Sealer Lines

We've consolidated our **MANY** sealer products into 3 **SIMPLIFIED** product lines. We are proud to offer **FEWER** products, while still providing the **SAME** solid solutions for a wide variety of hardscape surfaces.

SPECIALTY SEAL™



PREMIUM SEAL™



PAVER SEAL™



Sealers For Many Surfaces

No matter what type of hardscape you're installing, protect your work with a high-quality, long-lasting sealer. SRW sealers are designed specifically for a variety of surfaces. We are proud to offer natural-look/matte, low-gloss, and high-gloss finishing options.



Wetcast



Natural Stone



Pavers

Sealer Accessories

SPRAYERS

To accompany our high-quality sealers we also offer sealer sprayers to get the job done right! We're your one-stop-shop.

pg 54



SR SLIP-RESIST™

SR Slip-Resist™ is a slip-resistant polypropylene particle mixture that can be added to film-forming sealers to create a textured surface, improving slip resistance. Great around pools!

pg 54



SLIT FOAM ROLLERS

SRW Slit Foam Rollers are a must-use product when sealing. They help ensure even application. Don't get caught without one on your next project.

pg 54




Specialty Seal™








Specialty Seal™ products have been developed for specific purposes and can be used on a variety of surface materials. They provide superior performance for a distinct outcome, such as protection counter tops, driveways or natural stone projects.



▶ **SEE CG COUNTER GUARD IN ACTION!**
SRWProducts.com/Videos

Reference the charts below to see all Specialty Seal™ products, benefits, surface applications, coverages and recommended tools for use.

 Specialty Seal™ APPLICATION CHART	Surface Material									SRW Sealer Benefits					
	Concrete Pavers	Clay Pavers	Granite/Quartz	Limestone	Marble/Travertine	Bluestone/Sandstone	Manufactured Stone	Fieldstone/Boulders	Wetcast	Penetrating/Natural Look	Film-Forming/Enhancing	Reduce Salt & Freeze/Thaw Damage	UV Resistance	Stain Resistance	Commercial Grade
SGX STAIN GUARD X-TREME	X	X							X	X		X		X	X
JS JOINT STABILIZER	X	X							X	X	X				X
CG COUNTER GUARD			X	X	X	X	X	X	X	X			X		X
2PX TWO PART X-TREME	X	X		X	X						X	X			X
S-PS PENETRATING			X	X	X	X	X			X		X			
S-PSX PENETRATING X-TREME			X	X	X	X	X			X		X		X	X

SPECS AND ACCESSORIES							
SGX STAIN GUARD X-TREME	200 sq. ft./gal	Water-Based	X	X	X	X	
JS JOINT STABILIZER	120 sq. ft./gal	Water-Based	X	X	X	X	
CG COUNTER GUARD	75 sq. ft./qt	Solvent-Based	X	X			X
2PX TWO PART X-TREME	350 sq. ft./gal	Water-Based		X	X	X	X
S-PS PENETRATING	200 sq. ft./gal	Solvent-Based	VOC formula	REG formula			X
S-PSX PENETRATING X-TREME	200 sq. ft./gal	Solvent-Based		X			X

Coverage may vary depending on surface and application. Refer to product label for full usage instructions.

Seal hardscapes to **PROTECT, ENHANCE & RESTORE.**



CG Counter Guard™

CG Counter Guard creates an invisible barrier of defense for outdoor countertops, benches, and work surfaces.



pg 16

SGX Stain Guard X-treme™



Applications

- ▶ Concrete Pavers
- ▶ Clay Pavers
- ▶ Wetcast
- ▶ Concrete

Not for use on structures under hydrostatic pressure.

Benefits

- ▶ Protects against stains from chemicals, grease and oil
- ▶ Minimizes salt and freeze/thaw damage
- ▶ Invisible/Natural-look finish
- ▶ Ideal for driveways and commercial applications

Details

- ▶ Water-based
- ▶ Covers up to 200 sq. ft. per gallon
- ▶ See chart on page 14

Specialty Seal™ SGX Stain Guard X-treme™

PART #	SIZE	AMT PER CTN	QUANTITY
SSPC SGX CTN	1 gal	4/CTN	36 CTNS/PLT
SSPC SGX 5GAL	5 gal	1	36/PLT



SGX In Use

JS Joint Stabilizer™



Applications

- ▶ Paver hardscapes including driveways, walkways & patios
- ▶ Joint widths up to 3/4"
- ▶ Open graded base installations
- ▶ Residential & commercial

Not for use on structures under hydrostatic pressure.

Benefits

- ▶ 2-in-1: seals surface & stabilizes joints
- ▶ Eliminates joint washout
- ▶ Reduces weeds & ant infestation
- ▶ Natural-look/matte finish
- ▶ Resists moss, mold & mildew growth

Details

- ▶ Water-based
- ▶ Seals and stabilizes standard joints: Covers up to 80 -120 sq. ft. per gallon
- ▶ Cured polymeric sand: Covers up to 125 sq. ft. per gallon
- ▶ See chart on page 14

Specialty Seal™ JS Joint Stabilizer™

PART #	SIZE	AMT PER CTN	QUANTITY
SSJS CTN	1 gal	4/CTN	36 CTNS/PLT
SSJS 5GAL	5 gal	1	36/PLT



CG Counter Guard™



Applications

- ▶ Concrete
- ▶ Clay/Brick
- ▶ Manufactured Stone
- ▶ Granite
- ▶ Bluestone
- ▶ Sandstone

Not for use on structures under hydrostatic pressure.

Benefits

- ▶ Protects surfaces from staining do to water, oils, grease, wine, coffee, foods and more
- ▶ Invisible/Natural-look finish
- ▶ Dirty oil wipes right off

Details

- ▶ Solvent-based
- ▶ Covers up to 75 sq. ft. per quart
- ▶ See chart on page 14

Specialty Seal™ CG Counter Guard™

PART #	SIZE	AMT PER CTN
SSCG CTN QT4	1 qt	4/CTN



Before



After

2PX Two Part X-treme™



Applications

- ▶ Concrete Surfaces
- ▶ Concrete Pavers
- ▶ Clay Pavers
- ▶ Travertine
- ▶ Marble
- ▶ Limestone

Not for use on structures under hydrostatic pressure.

Benefits

- ▶ May be applied to damp surfaces; great for humid environments
- ▶ Helps to stabilize sand joints
- ▶ For interior or exterior use
- ▶ Color enhancing or high-gloss finish

Details

- ▶ Water-based
- ▶ Estimated coverage: up to 350 sq. ft. per gallon of concentrate
- ▶ See chart on page 14

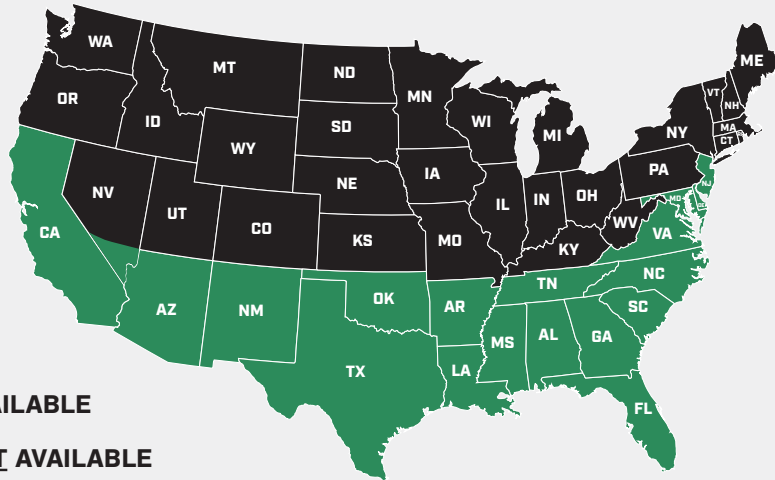
Specialty Seal™ 2PX Two Part X-treme™

PART #	SIZE	AMT PER CTN	QUANTITY
SSPC 2PX 5GAL	5 gal	1	36/PLT

PRODUCT AVAILABILITY

2PX TWO PART X-TREME

2PX is only available in certain states. See the map to the right for details. Contact your Territory Sales Representative for more information.



- 2PX TWO PART X-TREME IS AVAILABLE
- 2PX TWO PART X-TREME IS NOT AVAILABLE

S-PS Penetrating



Applications

- ▶ Concrete Pavers
- ▶ Granite/Quartz
- ▶ Marble/Travertine
- ▶ Limestone
- ▶ Bluestone/Sandstone

Not for use on structures under hydrostatic pressure.

Benefits

- ▶ Invisible/natural-look finish
- ▶ Protects surface from staining
- ▶ Ideal for outdoor applications
- ▶ Minimizes salt and freeze/thaw damage

Details

- ▶ Solvent-based
- ▶ Covers up to 200 sq. ft. per gallon
- ▶ See chart on page 14

Specialty Seal™ S-PS Penetrating

PART #	SIZE	AMT PER CTN	QUANTITY
STONE S-PS CTN	1 gal	4/CTN	36 CTNS/PLT
STONE S-PS 5GAL	5 gal	1	36/PLT

Specialty Seal™ S-PS VOC Penetrating

PART #	SIZE	AMT PER CTN	QUANTITY
STONE S-PS VOC CTN	1 gal	4/CTN	36 CTNS/PLT
STONE S-PS VOC 5GAL	5 gal	1	36/PLT

S-PSX Penetrating X-treme



Applications

- ▶ Concrete Pavers
- ▶ Granite/Quartz
- ▶ Marble/Travertine
- ▶ Limestone
- ▶ Bluestone/Sandstone
- ▶ High Traffic Areas

Not for use on structures under hydrostatic pressure.

Benefits

- ▶ Stain Preventer technology
- ▶ Invisible/Natural-look finish
- ▶ Recommended for high traffic walkways and commercial applications
- ▶ Protects stones from staining by water, oil, food and more

Details

- ▶ Solvent-based
- ▶ Covers up to 200 sq. ft. per gallon
- ▶ See chart on page 14

Specialty Seal™ S-PSX Penetrating X-treme

PART #	SIZE	AMT PER CTN	QUANTITY
STONE S-PSX CTN	1 gal	4/CTN	36 CTNS/PLT
STONE S-PSX 5GAL	5 gal	1	36/PLT

Choose from **THREE FINISHES to PROTECT & RESTORE.**

SEALERS

WET LOOK

High Gloss sealers provide protection with a wet look.

LOOK FOR:
HG or HGX

COLOR ENHANCING

Low Gloss sealers provide a color enhancing sheen.

LOOK FOR:
LG or LGX

NATURAL LOOK

Penetrating sealers create an invisible protective barrier.

LOOK FOR:
PS or PSX



Prevent Damage and Lockout:

- ▶ Salt/Acid Rain
- ▶ Pool Chemicals
- ▶ Color Fade
- ▶ Surface Erosion
- ▶ Deep Staining
- ▶ Freeze/Thaw

Unsealed



Sealed



In the images above, you can see how unsealed pavers allow moisture and contaminants to seep into the surface. In contrast, water and salt pools on top of the sealed surface so it can be brushed or easily cleaned from the surface.

Instructions Made Easy!



SRW cleaners and sealers feature an Easy 4-Step Process.



Find instructions:

- ▶ SRWProducts.com
- ▶ On the product package
- ▶ YouTube.com/SRWProducts

INSTALLATION VIDEOS
SRWProducts.com/Videos


Premium Seal™

Premium sealers can be used for multiple surface types including pavers, natural stone and wetcast. The sealers in this line can also be used for commercial size projects, making them an exceptional choice for any hardscape project, no matter the desired look of the surface.










SEALERS: PREMIUM SEAL™

Reference the charts below to see all Premium Seal™ products, surface applications, coverages and recommended tools for use.

 Premium Seal™ APPLICATION CHART	Surface Material										SRW Sealer Benefits				
	Concrete Pavers	Clay Pavers	Concrete Permeable Pavers	Granite/Quartz	Limestone	Marble/Travertine	Wetcast	Manufactured Stone	Fieldstone	Concrete Retaining Walls	Penetrating/Natural Look	Film-Forming/Enhancing	Reduce Salt & Freeze/Thaw Damage	UV Resistance	Commercial Grade
PSX PENETRATING X-TREME	X	X	X				X	X	X	X	X		X	X	X
LGX LOW GLOSS X-TREME	X			X	X	X	X	X	X			X	X	X	X
HGX HIGH GLOSS X-TREME	X			X	X	X	X	X	X			X	X	X	X
DG DUAL GUARD	X			X	X	X	X	X	X	X		X	X	X	X

Always test a small area. Check product label for interior/exterior use. Refer to surface material manufacturer's recommendations on whether or not to seal.

SPECS AND ACCESSORIES							
	PSX PENETRATING X-TREME	200 sq.ft/gal	Water-Based	X	X	X	X
LGX LOW GLOSS X-TREME	250 sq.ft/gal	Solvent-Based	VOC formula	REG formula		X	X
HGX HIGH GLOSS X-TREME	250 sq.ft/gal	Solvent-Based	VOC formula	REG formula		X	X
DG DUAL GUARD	250 sq.ft/gal	Solvent-Based	VOC formula	REG formula		X	X

Coverage may vary depending on surface and application. Refer to product label for full usage instructions.

PSX Penetrating X-treme



Applications

- ▶ Concrete Pavers
- ▶ Permeable Pavers
- ▶ Clay/Brick Pavers
- ▶ Wetcast
- ▶ Retaining Walls

Not for use on structures under hydrostatic pressure.

Benefits

- ▶ Invisible/Natural-look finish
- ▶ Ideal for high traffic areas
- ▶ Minimizes salt and freeze/thaw damage
- ▶ Interior/Exterior

Details

- ▶ Water-based
- ▶ Covers up to 200 sq. ft. per gallon
- ▶ See chart on page 20

Premium Seal™ PSX Penetrating X-treme

PART #	SIZE	AMT PER CTN	QUANTITY
SSPC PSX CTN	1 gal	4/CTN	36 CTNS/PLT
SSPC PSX 5 GAL	5 gal	1	36/PLT

LGX Low Gloss X-treme



Applications

- ▶ Concrete Pavers
- ▶ Wetcast
- ▶ Granite
- ▶ Marble/Travertine
- ▶ Limestone

Not for use on structures under hydrostatic pressure or permeable pavers.

Benefits

- ▶ Low-gloss finish
- ▶ High color enhancement
- ▶ Minimizes salt and freeze/thaw damage
- ▶ Provides UV protection
- ▶ Ideal for high traffic areas

Details

- ▶ Solvent-based
- ▶ Covers up to 250 sq. ft. per gallon
- ▶ See chart on page 20

Premium Seal™ LGX Low Gloss X-treme

PART #	SIZE	AMT PER CTN	QUANTITY
SSPC LGX CTN	1 gal	4/CTN	36 CTNS/PLT
SSPC LGX 5GAL	5 gal	1	36/PLT

Premium Seal™ LGX VOC Low Gloss X-treme

PART #	SIZE	AMT PER CTN	QUANTITY
SSPC LGX VOC CTN	1 gal	4/CTN	36 CTNS/PLT
SSPC LGX VOC 5GAL	5 gal	1	36/PLT

HGX High Gloss X-treme



Applications

- ▶ Concrete Pavers
- ▶ Wetcast
- ▶ Granite
- ▶ Marble/Travertine
- ▶ Limestone

Not for use on structures under hydrostatic pressure or permeable pavers.

Benefits

- ▶ High-gloss, wet-look finish
- ▶ Minimizes salt and freeze/thaw damage
- ▶ Provides UV protection
- ▶ Ideal for high traffic areas
- ▶ Color enhancing

Details

- ▶ Solvent-based
- ▶ Covers up to 250 sq. ft. per gallon
- ▶ See chart on page 20

Premium Seal™ HGX High Gloss X-treme

PART #	SIZE	AMT PER CTN	QUANTITY
SSPC HGX CTN	1 gal	4/CTN	36 CTNS/PLT
SSPC HGX 5GAL	5 gal	1	36/PLT

Premium Seal™ HGX VOC High Gloss X-treme

PART #	SIZE	AMT PER CTN	QUANTITY
SSPC HGX VOC CTN	1 gal	4/CTN	36 CTNS/PLT
SSPC HGX VOC 5GAL	5 gal	1	36/PLT

DG Dual Guard



Applications

- ▶ Concrete pavers
- ▶ Wetcast
- ▶ Many natural stones
- ▶ Exposed aggregate
- ▶ Stamped concrete
- ▶ Vertical applications

Not for use on structures under hydrostatic pressure.

Benefits

- ▶ High-gloss, wet-look finish
- ▶ 2 levels of long-lasting protection in 1 easy step
- ▶ Acrylic/siloxane blend
- ▶ Commercial/industrial strength
- ▶ Provides penetrating protection from damaging

Details

- ▶ Solvent-based
- ▶ Covers up to 250 sq. ft. per gallon
- ▶ See chart on page 20

Premium Seal™ DG Dual Guard

PART #	SIZE	AMT PER CTN	QUANTITY
SSDG CTN	1 gal	4/CTN	36 CTNS/PLT
SSDG 5GAL	5 gal	1	36/PLT

Premium Seal™ DG VOC Dual Guard


PART #	SIZE	AMT PER CTN	QUANTITY
SSDG VOC CTN	1 gal	4/CTN	36 CTNS/PLT
SSDG VOC 5GAL	5 gal	1	36/PLT

Paver Seal™








Paver Seal™ products have become the industry standard for superior paver protection. They are time-tested and proven to give the performance hardscape professionals demand.



Reference the charts below to see all Paver Seal™ products, benefits, surface applications, coverages and recommended tools for use.

 Paver Seal™ APPLICATION CHART	Surface Material			SRW Sealer Benefits				
	Concrete Pavers	Clay Pavers	Concrete Permeable Pavers	Penetrating/ Natural Look	Film-Forming/ Enhancing	Reduce Salt & Freeze/Thaw Damage	Stabilizes Joint Sand	UV Resistance
PS PENETRATING	X	X	X	X		X		
LG LOW GLOSS	X				X	X	X	X
HG HIGH GLOSS	X				X	X	X	X

Always test a small area. Check product label for interior/exterior use. Refer to surface material manufacturer's recommendations on whether or not to seal.

SPECS AND ACCESSORIES							
	PS PENETRATING	200 sq.ft/gal	Water-Based	X	X	X	X
LG LOW GLOSS	150 sq.ft/gal	Water-Based	X	X	X	X	X
HG HIGH GLOSS	150 sq.ft/gal	Water-Based		X	X	X	X

Coverage may vary depending on surface and application. Refer to product label for full usage instructions.

PS Penetrating



Applications

- ▶ Concrete Pavers

Not for use on structures under hydrostatic pressure.

Benefits

- ▶ Invisible/Natural-look finish
- ▶ Minimizes salt and freeze/thaw damage
- ▶ Interior/Exterior
- ▶ Makes paver maintenance easier

Details

- ▶ Water-based
- ▶ Covers up to 200 sq. ft. per gallon
- ▶ CARB Compliant
- ▶ See chart on page 22

Paver Seal™ PS Penetrating



PART #	SIZE	AMT PER CTN	QUANTITY
SSPSPLUS CTN	1 gal	4/CTN	36 CTNS/PLT
SSPSPLUS 5 GAL	5 gal	1	36/PLT

LG Low Gloss



Applications

- ▶ Concrete Pavers

Not for use on structures under hydrostatic pressure.

Benefits

- ▶ Low-gloss finish, color enhancing
- ▶ Stabilizes joint sand from washout, weeds & ants
- ▶ Minimizes salt and freeze/thaw damage
- ▶ Provides UV protection
- ▶ Interior/Exterior

Details

- ▶ Water-based
- ▶ Covers up to 150 sq. ft. per gallon
- ▶ See chart on page 22

Paver Seal™ LG Low Gloss

PART #	SIZE	AMT PER CTN	QUANTITY
SSPS CTN	1 gal	4/CTN	36 CTNS/PLT
SSPS 5GAL	5 gal	1	36/PLT

Paver Seal™ LG CARB Low Gloss



PART #	SIZE	AMT PER CTN	QUANTITY
SSPC LG CARB CTN	1 gal	4/CTN	36 CTNS/PLT
SSPC LG CARB 5GAL	5 gal	1	36/PLT

HG High Gloss



Applications

- ▶ Concrete Pavers

Not for use on structures under hydrostatic pressure.

Benefits

- ▶ High-gloss, wet-look finish
- ▶ Minimizes salt and freeze/thaw damage
- ▶ Provides UV protection
- ▶ Stabilizes joint sand from washout, weeds & ants
- ▶ Color enhancing

Details

- ▶ Water-based
- ▶ Covers up to 150 sq. ft. per gallon
- ▶ See chart on page 22

Paver Seal™ HG High Gloss

PART #	SIZE	AMT PER CTN	QUANTITY
SSSPRO CTN	1 gal	4/CTN	36 CTNS/PLT
SSSPRO 5GAL	5 gal	1	36/PLT

Paver Seal™ HG CARB High Gloss



PART #	SIZE	AMT PER CTN	QUANTITY
SSPC HG CARB CTN	1 gal	4/CTN	36 CTNS/PLT
SSPC HG CARB 5GAL	5 gal	1	36/PLT

▼ DON'T FORGET ROLLERS!

- ▶ **SRW Slit Foam Roller:** Designed for use with any SRW sealer (except VOC-labeled).
- ▶ **SRW Slit Foam Roller X-treme:** Designed for use with solvent-based products. Also works well with all SRW sealers.



pg 54

Cleaners



General Purpose Cleaners

The best seal starts with a clean surface, and each hardscape surface has distinctly different qualities. Whether it's removing dirt from natural stone or residue from wetcast, we've designed our General Purpose Cleaners to give you the best cleaning power for each surface type.

pg 25

Specialty Clean™

Specialty Clean™ products, also known as "spot cleaners" have been formulated to solve a specific problem, such as removing grease or eliminating rust. These provide the best results for your toughest challenges and can be used on a variety of surface materials.

pg 26-27

Reference the charts below to see all cleaner products and surface applications.

SRW PRODUCTS General Purpose Cleaners APPLICATION CHART	Surface Material							
	Concrete Pavers	Clay Pavers	Concrete Retaining Walls	Wetcast	Granite	Limestone	Marble/ Travertine	Bluestone/ Sandstone
PW PAVER WASH	X	X	X					
DW DUAL WASH				X	X	X	X	X

Always test a small area. Check product label for interior/exterior use. Refer to surface material manufacturer's recommendations on whether or not to seal.

SRW PRODUCTS Specialty Clean™ APPLICATION CHART	Pavers		Natural Stone					Wetcast	
	Concrete Pavers/Block	Clay Pavers	Granite/Quartz	Limestone	Marble/ Travertine	Bluestone/ Sandstone	Fieldstone/ Boulders	Wetcast	Manufactured Stone
EF EFFLORESCENCE	X	X							
MC MOLD, MOSS & MILDEW	X	X	X	X	X	X	X	X	X
CDX CLEANER DEGREASER X-TREME	X	X	X	X	X	X	X	X	X
RE RUST ELIMINATOR	X	X				X			
OC ORGANIC STAIN CLEANER	X	X	X	X	X	X	X	X	X
XY XYLENE SOLVENT	X		X	X	X		X	X	X
SS SEALER STRIPPER	X	X	X	X	X	X	X	X	

Always test a small area. Check product label for interior/exterior use. Refer to surface material manufacturer's recommendations.

PW Paver Wash



Applications

- ▶ Concrete/Clay Pavers

*Not for use on sealed surfaces.
Use after spot treatments.*

Benefits

- ▶ Opens surface pores for optimal bond with sealer
- ▶ Restores original paver color
- ▶ Contains no muriatic acid or hydrochloric acid
- ▶ Removes polyhaze, efflorescence and ground-in dirt

Details

- ▶ Covers up to 200 sq. ft. per gallon
- ▶ See chart on page 24

Paver Clean™ PW Paver Wash

PART #	SIZE	AMT PER CTN	QUANTITY
SSPW CTN	1 gal	4/CTN	36 CTNS/PLT
SSPW 5GAL	5 gal	1	36/PLT



DW Dual Wash™



Applications

- ▶ Natural Stone
- ▶ Wetcast

*Not for use on sealed surfaces.
Use after spot treatments.*

Benefits

- ▶ Removes ground-in dirt, light grease and oil
- ▶ Easy-to-use, concentrated solution
- ▶ Contains no acid

Details

- ▶ Covers up to 200 sq. ft. per gallon
- ▶ See chart on page 24

DW Dual Wash™

PART #	SIZE	AMT PER CTN	QUANTITY
SSDW CTN	1 gal	4/CTN	36 CTNS/PLT
SSDW 5GAL	5 gal	1	36/PLT

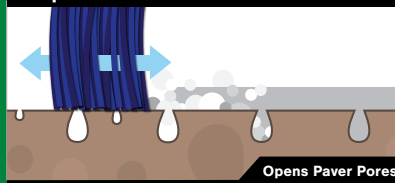


DW Dual Wash™ In Use

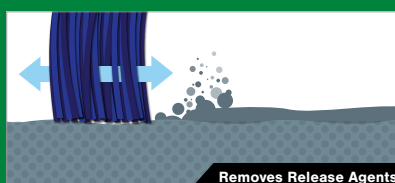
Clean Before Sealing for the Best Bond

Removing all surface stains is essential to getting the best looking seal. Even if there is no evident staining on the surface, it's still important to use a SRW General Purpose Cleaner. Doing so will prepare the surface for optimal bond with the sealer.

Prepares Surface



Opens Paver Pores



Removes Release Agents

General Purpose Cleaners



Before

After

SEE CLEANING HOW-TO VIDEOS
SRWProducts.com/Videos

EF Efflorescence Remover



Applications

- ▶ Pavers
- ▶ Concrete
- ▶ Brick/Clay

Not for use on sealed surfaces.

Benefits

- ▶ Dissolves mineral deposits (efflorescence)
- ▶ Restores original surface color
- ▶ Contains no muriatic acid or hydrochloric acid
- ▶ Ready to use—no diluting needed

Details

- ▶ Covers up to 200 sq. ft. per gallon
- ▶ See chart on page 24

Specialty Clean™ EF Efflorescence Remover

PART #	SIZE	AMT PER CTN	QUANTITY
SSE CTN	1 gal	4/CTN	36 CTNS/PLT
SSE 5GAL	5 gal	1	36/PLT



MC Mold, Moss & Mildew Cleaner



Applications

- ▶ Most outdoor hard surfaces

Benefits

- ▶ Breaks down mold, moss, mildew, lichen & algae
- ▶ Non-acidic, no-bleach formula
- ▶ No pressure washing, scrubbing or rinsing

Details

- ▶ Covers up to 2,200 sq. ft. per gallon of concentrate
- ▶ See chart on page 24

Specialty Clean™ MC Mold, Moss & Mildew Cleaner

PART #	SIZE	AMT PER CTN
SSMC CTN QT4	1 qt	4/CTN
SSMC CTN GAL4	1 gal	4/CTN



CDX Cleaner & Degreaser X-treme



Applications

- ▶ Pavers/Concrete
- ▶ Clay/Brick
- ▶ Wetcast
- ▶ Limestone
- ▶ Granite
- ▶ Bluestone/Sandstone

Not for use on sealed surfaces.

Benefits

- ▶ Fast-acting concentrated formula
- ▶ Removes Oil, Grease, Tar, Gum, Rubber, Paint
- ▶ Rinses clean with water

Details

- ▶ Coverage varies, spot treat as needed
- ▶ See chart on page 24

Specialty Clean™ CDX Cleaner & Degreaser X-treme

PART #	SIZE	AMT PER CTN
SSCDX CTN 4	1 qt	4/CTN



RE Rust Eliminator



Applications

- ▶ Pavers/Concrete
- ▶ Clay/Brick
- ▶ Bluestone

Not for use on sealed surfaces.

Benefits

- ▶ Removes rust and hard water stains
- ▶ Rinses clean with water
- ▶ Heavy-duty concentrated formula

Details

- ▶ Coverage varies, spot treat as needed
- ▶ See chart on page 24

Specialty Clean™ RE Rust Eliminator

PART #	SIZE	AMT PER CTN
SSRE CTN 4	1 qt	4/CTN



OC Organic Stain Cleaner



Applications

- ▶ Pavers/Concrete
- ▶ Wetcast
- ▶ Bluestone/Sandstone
- ▶ Clay/Brick
- ▶ Granite
- ▶ Manufactured Stone

Benefits

- ▶ Breaks down organic stains from leaves, wood tannins, pine needles, acorns, fruit, wine, etc.
- ▶ Rinses clean with water

Details

- ▶ Coverage varies, spot treat as needed
- ▶ See chart on page 24

Specialty Clean™ OC Organic Stain Cleaner

PART #	SIZE	AMT PER CTN
SSOC 2LB CTN 4	2 lbs	4/CTN



Before



After

XY Xylene Solvent



Applications

- ▶ Pavers/Brick
- ▶ Concrete
- ▶ Wetcast
- ▶ Natural Stone

Benefits

- ▶ Fast-acting solvent
- ▶ Aids in cleanup of tools
- ▶ Removes unwanted overspray
- ▶ Thins and dissolves acrylic sealers
- ▶ Removes trapped moisture in most film-forming sealers

Details

- ▶ Covers up to 200 sq. ft. per gallon
- ▶ See chart on page 24

Not for use on plastic, plastic composite materials, rubber or fiberglass.

Specialty Clean™ XY Xylene Solvent

PART #	SIZE	AMT PER CTN	QUANTITY
SSS XY CTN	1 gal	4/CTN	36 CTNS/PLT
SSS XY	5 gal	1	36/PLT



SS Sealer Stripper



Applications

- ▶ Graffiti/Dry Fog Paints
- ▶ Tile/Carpet Adhesive
- ▶ Aids in removal of sealing and curing compounds

Benefits

- ▶ Industrial strength
- ▶ Biodegradable

Details

- ▶ Covers up to 200 sq. ft. per gallon
- ▶ See chart on page 24

Not for use on plastic, plastic composite materials, rubber or fiberglass.

Specialty Clean™ SS Sealer Stripper

PART #	SIZE	AMT PER CTN	QUANTITY
SSS STRIPPER CTN	1 gal	4/CTN	36 CTNS/PLT
SSS STRIPPER5	5 gal	1	36/PLT



SS Sealer Stripper In Use

SRW Geotextiles: **QUALITY YOU CAN TRUST.**

FABRIC

SB3

SRW Spunbond polypropylene geotextiles are commercial grade landscape fabrics with high puncture and tear resistance.



pg 30

NW6

Drainage & Filtration Non-Woven fabrics allow high water flow and provide dimensional stability. Great for use as a pond underlayment.



pg 34

Fabric Accessories

Along with our industry leading fabric, we also have all the necessary accessories to go with it! We've got you covered with Staples, Staple Setters, and Fabric Seaming Adhesive.

STAPLES

pg 56



STAPLE SETTER

pg 58



FABRIC SEAMING ADHESIVE

pg 57



Over 40 geotextile options!

Ensure the long-term performance of your landscape work with SRW geotextiles. We have versatile fabric for any job including general and premium landscape, weed control, stabilization and separation, drainage and filtration and heavy duty erosion control.

GENERAL LANDSCAPING

pg 30

WEED CONTROL

pg 30

PREMIUM FABRIC

pg 31

STABILIZATION/ SEPARATION

pg 32-33

DRAINAGE & FILTRATION

pg 34

HEAVY DUTY EROSION CONTROL

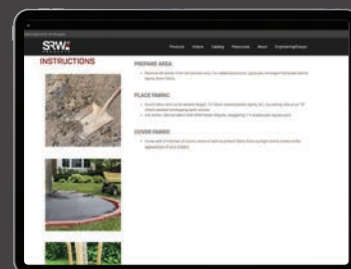
pg 34

CONSTRUCTION ROLLS

pg 35

Instructions Made Easy!

We offer an array of resources on our website, including installation instructions for each of our fabric types.



Find instructions:


- ▶ At SRWProducts.com
- ▶ On the product package

Spunbond



Details

- ▶ 10 - 20 year fabric grade options
- ▶ Most popular fabric line



Applications

- ▶ Behind Retaining Walls
- ▶ French Drains/Drainfields
- ▶ Gardens/Planters
- ▶ General Landscaping

Benefits

- ▶ Excellent water flow/permittivity
- ▶ Easy to cut, easy to use
- ▶ Puncture and tear resistant
- ▶ Weed control
- ▶ Commercial grade
- ▶ Strength and versatility

GENERAL LANDSCAPING

SB2 • 10 Year • 300' roll color coding green

PART #	SIZE	SQ YDS/ROLL	QUANTITY
FSB2 03025	3'x25'	8.33	62/CTN
FSB2 03050	3'x50'	16.67	34/CTN
FSB2 03100	3'x100'	33.33	18/CTN
FSB2 03300	3'x300'	100.00	42/PLT
FSB2 04025	4'x25'	11.11	62/CTN
FSB2 04050	4'x50'	22.22	34/CTN
FSB2 04100	4'x100'	44.44	18/CTN
FSB2 04300	4'x300'	133.33	42/PLT
FSB2 06100	6'x100'	66.67	30/PLT
FSB2 06300	6'x300'	200.00	30/PLT
FSB2 12300	12'x300'	400.00	4/BNDL

Silver Elite • 20 Year

PART #	SIZE	SQ YDS/ROLL	QUANTITY
FSSBE 03050	3'x50'	16.67	22/CTN
FSSBE 03100	3'x100'	33.33	10/CTN
FSSBE 03300	3'x300'	100.00	30/PLT
FSSBE 04050	4'x50'	22.22	22/CTN
FSSBE 04100	4'x100'	44.44	10/CTN
FSSBE 04300	4'x300'	133.33	30/PLT

Additional Silver Elite sizes continued in next column →

SB3 • 20 Year • 300' roll color coding yellow

PART #	SIZE	SQ YDS/ROLL	QUANTITY
FSB3 03025	3'x25'	8.33	45/CTN
FSB3 03050	3'x50'	16.67	24/CTN
FSB3 03100	3'x100'	33.33	12/CTN
FSB3 03300	3'x300'	100.00	30/PLT
FSB3 04025	4'x25'	11.11	45/CTN
FSB3 04050	4'x50'	22.22	24/CTN
FSB3 04100	4'x100'	44.44	12/CTN
FSB3 04300	4'x300'	133.33	30/PLT
FSB3 06100	6'x100'	66.67	32/PLT
FSB3 06300	6'x300'	200.00	30/PLT
FSB3 08300	8'x300'	266.67	4/BNDL
FSB3 12300	12'x300'	400.00	4/BNDL

Silver Elite • 20 Year


PART #	SIZE	SQ YDS/ROLL	QUANTITY
FSSBE 05300	5'x300'	166.66	30/PLT
FSSBE 06100	6'x100'	66.66	32/PLT
FSSBE 06300	6'x300'	200.00	30/PLT
FSSBE 09300	9'x300'	300.00	4/BNDL
FSSBE 12300	12'x300'	400.00	4/BNDL
FSSBE 15300	15'x300'	500.00	4/BNDL

Polyspun



Details

- ▶ 6 - 15 year fabric grade options
- ▶ Highest quality fabric



Applications

- ▶ Gardens and Landscapes
- ▶ Underlayment for Mulch and Decorative Rock
- ▶ Separation

Benefits

- ▶ Creates a weed barrier
- ▶ Allows air, water and nutrients to pass through
- ▶ Promotes healthy plants by reducing weed growth

WEED CONTROL

Residential • PS1.5 • 6 Year

PART #	SIZE	SQ YDS/ROLL	QUANTITY
FPS1.5 03050	3'x50'	16.67	26/CTN
FPS1.5 03100	3'x100'	33.33	14/CTN
FPS1.5 03300	3'x300'	100.00	42/PLT

Contractor • PS2 • 10 Year • 300' roll color coding white

PART #	SIZE	SQ YDS/ROLL	QUANTITY
FPS2 03050	3'x50'	16.67	23/CTN
FPS2 03100	3'x100'	33.33	12/CTN
FPS2 03300	3'x300'	100.00	30/PLT
FPS2 04050	4'x50'	22.22	23/CTN
FPS2 04100	4'x100'	44.44	12/CTN
FPS2 04300	4'x300'	133.33	30/PLT
FPS2 06100	6'x100'	66.67	32/PLT
FPS2 06300	6'x300'	200.00	20/PLT
FPS2 08300	8'x300'	266.67	4/BNDL

Professional • PS3 • 15 Year • 300' roll color coding tan

PART #	SIZE	SQ YDS/ROLL	QUANTITY
FPS3 03050	3'x50'	16.67	18/CTN
FPS3 03100	3'x100'	33.33	9/CTN
FPS3 03300	3'x300'	100.00	20/PLT
FPS3 04050	4'x50'	22.22	18/CTN
FPS3 04100	4'x100'	44.44	9/CTN
FPS3 04300	4'x300'	133.33	20/PLT
FPS3 06100	6'x100'	66.67	35/PLT
FPS3 06300	6'x300'	200.00	20/PLT
FPS3 08300	8'x300'	266.67	4/BNDL
FPS3 12300	12'x300'	400.00	4/BNDL

Pro Plus & Ground Cover



Details

- ▶ 20 - 25 year fabric grade options
- ▶ Superior strength

Applications

- ▶ Soil/Landscape Stabilization
- ▶ Weed Barrier Under Landscape Beds, Gardens, Decks, Patios and Sidewalks

Benefits

- ▶ Strength of a woven, permittivity of a non-woven
- ▶ Ground cover has highest UV protection
- ▶ Colored planting stripes make spacing quick and easy
- ▶ Retains moisture for plant health
- ▶ Weed control

PREMIUM LANDSCAPE FABRIC

Pro Plus IV • 20 Year • Large roll color coding orange

PART #	SIZE	SQ YDS/ROLL	QUANTITY
FPP1V 03025	3' x25'	8.33	34/CTN
FPP1V 03050	3' x50'	16.67	15/CTN
FPP1V 03100	3' x100'	33.33	8/CTN
FPP1V 03250	3' x250'	83.33	20/PLT
FPP1V 04050	4' x50'	22.22	15/CTN
FPP1V 04100	4' x100'	44.44	8/CTN
FPP1V 04250	4' x250'	111.11	20/PLT
FPP1V 06100	6' x100'	66.67	35/PLT
FPP1V 06250	6' x250'	166.66	20/PLT
FPP1V 12250	12' x250'	333.33	4/BNDL

Pro Plus V • 25 Year • Large roll color coding blue

PART #	SIZE	SQ YDS/ROLL	QUANTITY
FPPV 03250	3' x250'	83.33	20/PLT
FPPV 04250	4' x250'	111.11	20/PLT
FPPV 05250	5' x250'	138.89	20/PLT
FPPV 06250	6' x250'	166.66	20/PLT
FPPV 08250	8' x250'	222.22	4/BNDL
FPPV 12250	12' x250'	333.33	4/BNDL

GC3 • Ground Cover

PART #	SIZE	SQ YDS/ROLL	QUANTITY
FGC3 03050	3' x50'	16.67	30/CTN
FGC3 03100	3' x100'	33.33	15/CTN
FGC3 03300	3' x300'	100.00	30/PLT
FGC3 04300	4' x300'	133.33	30/PLT
FGC3 06100	6' x100'	66.67	30/PLT
FGC3 06300	6' x300'	200.00	30/PLT
FGC3 10300	10' x300'	333.33	3/BNDL
FGC3 12300	12' x300'	400.00	3/BNDL
FGC3 15300	15' x300'	500.00	3/BNDL

GC Pro • Ground Cover • Large roll color coding purple

PART #	SIZE	SQ YDS/ROLL	QUANTITY
FGCPRO 03300	3' x300'	100.00	30/PLT
FGCPRO 04300	4' x300'	133.33	30/PLT
FGCPRO 06300	6' x300'	200.00	30/PLT
FGCPRO 06500*	6' x500'	333.33	20/PLT
FGCPRO 10300	10' x300'	333.33	3/BNDL
FGCPRO 12300	12' x300'	400.00	3/BNDL
FGCPRO 155300	15.5' x300'	516.66	3/BNDL

*Made To Order




Woven



Details

- ▶ SS5 meets most DOT specs
- ▶ Convenient sizes: SS5 is available in folded widths



Applications

- ▶ Stabilize Standard and Permeable Paver Projects
- ▶ Base Reinforcement for Roads, Driveways and Sidewalks
- ▶ SS5 works Great in Structural Support for Retaining Wall Base

Benefits

- ▶ Improves long-term performance of projects
- ▶ Excellent puncture and tear resistance
- ▶ SS5 can reduce amount of base materials needed
- ▶ P350 has high strength and great water flow

STABILIZATION/SEPARATION

Permeable 350 • 350 lb • Monofilament Woven

PART #	SIZE	SQ YDS/ROLL	QUANTITY
FPE350 0625100	6.25' x 100'	69.44	30/PLT
FPE350 0625300	6.25' x 300'	208.33	20/PLT
FPE350 125300	12.5' x 300'	416.66	3/BNDL

SS5 • 200 lb • Woven Slit Film • Folded

PART #	SIZE	SQ YDS/ROLL	QUANTITY
FSS5 125016	12.5' x 16'	22.22	14/CTN
FSS5 0125027	12.5' x 27'	37.50	8/CTN
FSS5 0125054	12.5' x 54'	75.00	30/PLT
FSS5 0125108	12.5' x 108'	150.00	20/PLT
FSS5 1750515	17.5' x 51.5'	100.00	20/PLT
FSS5 175103	17.5' x 103'	200.00	16/PLT

SS5 • 200 lb • Woven Slit Film

PART #	SIZE	SQ YDS/ROLL	QUANTITY
FSS5 04050	4' x 50'	22.22	20/CTN
FSS5 04100	4' x 100'	44.44	11/CTN
FSS5 06050	6' x 50'	33.33	1
FSS5 06100	6' x 100'	66.67	20/BNDL-80/PLT
FCSS5 125432	12.5' x 432'	600.00	3/BNDL
FCSS5 15360	15' x 360'	600.00	3/BNDL
FCSS5 175309	17.5' x 309'	600.00	3/BNDL

See SS6 on pg 35

These 12.5' rolls are folded before rolling for easier storage and display as 4' rolls.



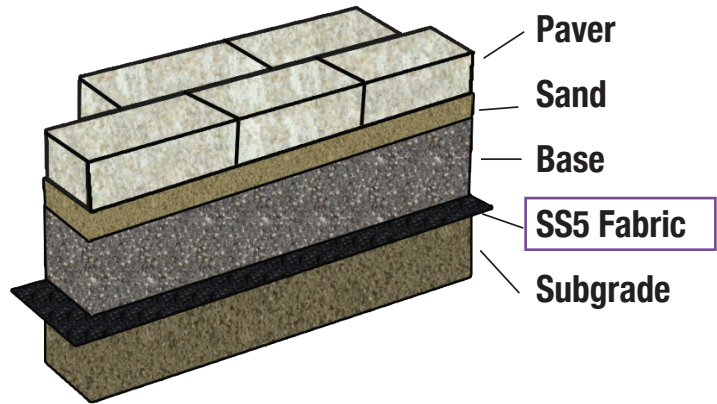
4'



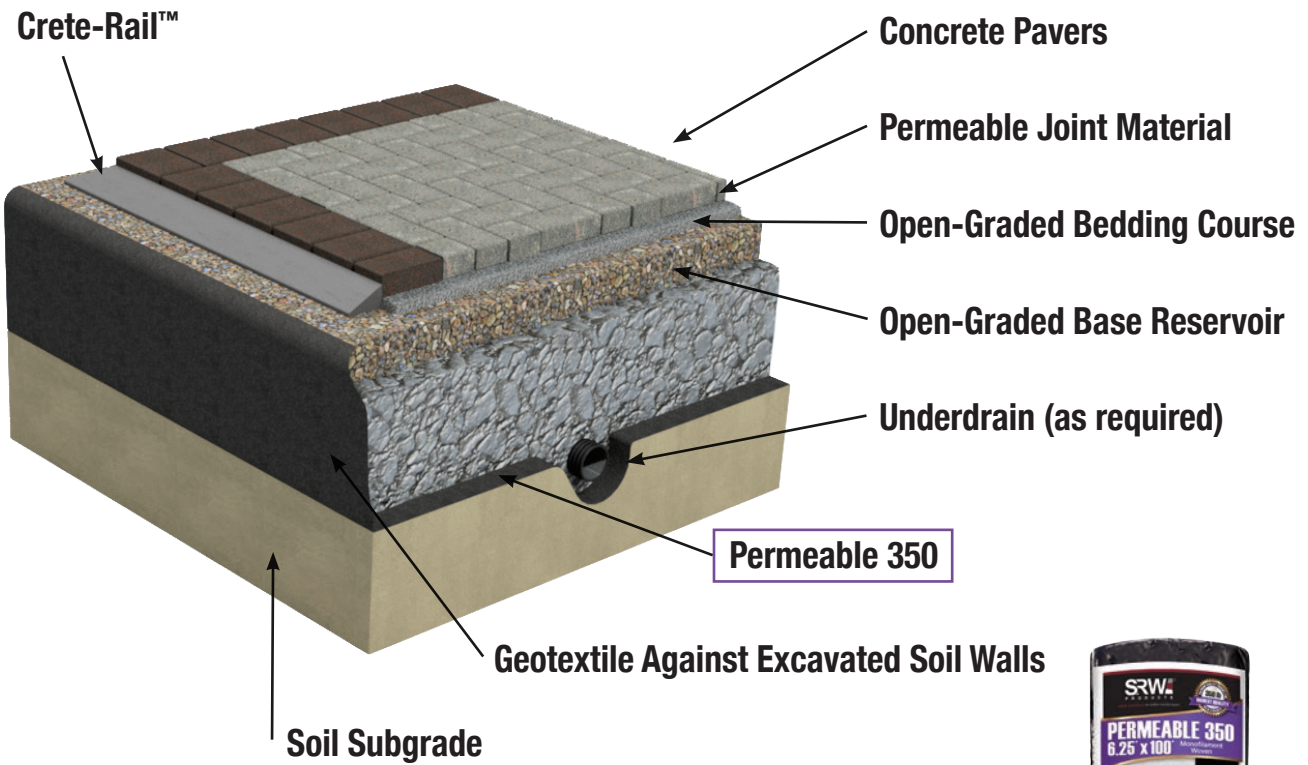
SS5 In Use

Stabilization/Separation Fabric Installation


Typical Installation of SS5 Fabric Under Pavers:



Fabric for Permeable Installations Including Open Graded Base:



Non-Woven: Drainage & Filtration



Details

- ▶ Up to 6 oz. options
- ▶ Dimensionally stable

Applications

- ▶ Drainage Protection
- ▶ Erosion Control
- ▶ Filtration
- ▶ General Landscape
- ▶ Stabilization/Separation

Benefits

- ▶ Allows high water flow
- ▶ Soil separation for added stability
- ▶ High strength/dimensionally stable
- ▶ Promotes healthy vegetation
- ▶ Will not rot or mildew

DRAINAGE AND FILTRATION

LS3 • General Landscape and Filtration Fabric

PART #	SIZE	SQ YDS/ROLL	QUANTITY
FLS3 03025	3' x25'	8.33	26/CTN
FLS3 03050	3' x50'	16.67	15/CTN
FLS3 03100	3' x100'	33.33	42/PLT
FLS3 03300	3' x300'	100.00	12/PLT
FLS3 04050	4' x50'	22.22	15/CTN
FLS3 04100	4' x100'	44.44	42/PLT
FLS3 04300	4' x300'	133.33	12/PLT
FLS3 06100	6' x100'	66.67	30/PLT
FLS3 06300	6' x300'	200.00	12/PLT
FLS3 09300	9' x300'	300.00	3/BNDL
FLS3 12300	12' x300'	400.00	3/BNDL

NW4 • Drainage and Filtration Fabric

PART #	SIZE	SQ YDS/ROLL	QUANTITY
FNW4 03100	3' x100'	33.33	42/PLT
FNW4 03300	3' x300'	100.00	16/PLT
FNW4 04100	4' x100'	44.44	42/PLT
FNW4 04300	4' x300'	133.33	16/PLT
FNW4 06100	6' x100'	66.67	24/PLT
FNW4 06300	6' x300'	200.00	12/PLT
FCNW4 125360	12.5' x360'	500.00	3/BNDL
FCNW4 15360	15' x360'	600.00	3/BNDL

NW4.5 • Drainage and Filtration Fabric

PART #	SIZE	SQ YDS/ROLL	QUANTITY
FNW4.5 03100	3' x100'	33.33	42/PLT
FNW4.5 03300	3' x300'	100.00	16/PLT
FNW4.5 04050	4' x50'	22.22	9/CTN
FNW4.5 04100	4' x100'	44.44	42/PLT
FNW4.5 04300	4' x300'	133.33	16/PLT
FNW4.5 06100	6' x100'	66.67	24/PLT
FNW4.5 06300	6' x300'	200.00	12/PLT
FCNW4.5 125360	12.5' x360'	500.00	3/BNDL
FCNW4.5 15360	15' x360'	600.00	3/BNDL

NW6 • Drainage and Filtration Fabric


PART #	SIZE	SQ YDS/ROLL	QUANTITY
FNW6 06300	6' x300'	200.00	9/PLT
FCNW6 10100	10' x100'	111.11	6/BNDL
FCNW6 10300	10' x300'	333.33	3/BNDL
FCNW6 125360	12.5' x360'	500.00	3/BNDL
FCNW6 15300	15' x300'	500.00	3/BNDL

Non-Woven: Heavy Duty Erosion Control



Details

- ▶ Up to 16 oz. options
- ▶ Heavy duty fabrics



Applications

- ▶ Heavy Rip-Rap/Boulder Retaining Walls
- ▶ Stabilization/Separation
- ▶ Underlayment
- ▶ Erosion Control

Benefits

- ▶ Allows high water flow
- ▶ Soil separation for added stability
- ▶ High strength/dimensionally stable
- ▶ Prevents soil erosion
- ▶ Rot and mildew resistant

HEAVY DUTY EROSION CONTROL

NW7 • Heavy Duty Erosion Control Fabric

PART #	SIZE	SQ YDS/ROLL	QUANTITY
FCNW7 15300	15' x300'	500.00	3/BNDL

EC8 • Heavy Duty Erosion Control Fabric

PART #	SIZE	SQ YDS/ROLL	QUANTITY
FEC8 06100	6' x100'	66.67	20/PLT
FEC8 06300	6' x300'	200.00	9/PLT
FCEC8 125360	12.5' x360'	500.00	3/BNDL
FCEC8 15300	15' x300'	500.00	3/BNDL

NW10 • Heavy Duty Non-Woven

PART #	SIZE	SQ YDS/ROLL	QUANTITY
FCNW10 125360	12.5' x360'	500.00	3/BNDL
FCNW10 15300	15' x300'	500.00	3/BNDL

NW12 • Heavy Duty Non-Woven

PART #	SIZE	SQ YDS/ROLL	QUANTITY
FCNW12 125360	12.5' x360'	500.00	1
FCNW12 15300	15' x300'	500.00	1

NW16 • Heavy Duty Non-Woven

PART #	SIZE	SQ YDS/ROLL	QUANTITY
FCNW16 125360	12.5' x360'	500.00	1
FCNW16 15150	15' x150'	250.00	1
FCNW16 15300	15' x300'	500.00	1

Non-Woven Construction Rolls

Standard Stocking

► The following large roll sizes are in stock and ready to ship.

NW4 • Drainage and Filtration Non-Woven			
PART #	SIZE	SQ YDS/ROLL	QUANTITY
FCNW4 125360	12.5'x360'	500.00	3/BNDL
FCNW4 15360	15'x360'	600.00	3/BNDL
NW4.5 • Drainage and Filtration Non-Woven			
PART #	SIZE	SQ YDS/ROLL	QUANTITY
FCNW4.5 125360	12.5'x360'	500.00	3/BNDL
FCNW4.5 15360	15'x360'	600.00	3/BNDL
NW6 • Drainage and Filtration Non-Woven			
PART #	SIZE	SQ YDS/ROLL	QUANTITY
FCNW6 125360	12.5'x360'	500.00	3/BNDL
FCNW6 15300	15'x300'	500.00	3/BNDL
NW7 • Heavy Duty Erosion Control Non-Woven			
PART #	SIZE	SQ YDS/ROLL	QUANTITY
FCNW7 15300	15'x300'	500.00	3/BNDL
EC8 • Heavy Duty Erosion Control Non-Woven			
PART #	SIZE	SQ YDS/ROLL	QUANTITY
FCEC8 125360	12.5'x360'	500.00	3/BNDL
FCEC8 15300	15'x300'	500.00	3/BNDL

Direct Ship

► The following large roll sizes are not in stock and will direct ship.

NW10 • Heavy Duty Non-Woven			
PART #	SIZE	SQ YDS/ROLL	QUANTITY
FCNW10 125360	12.5'x360'	500.00	3/BNDL
FCNW10 15300	15'x300'	500.00	3/BNDL
NW12 • Heavy Duty Non-Woven			
PART #	SIZE	SQ YDS/ROLL	QUANTITY
FCNW12 125360	12.5'x360'	500.00	1
FCNW12 15300	15'x300'	500.00	1
NW16 • Heavy Duty Non-Woven			
PART #	SIZE	SQ YDS/ROLL	QUANTITY
FCNW16 125360	12.5'x360'	500.00	1
FCNW16 15150	15'x150'	250.00	1
FCNW16 15300	15'x300'	500.00	1



Woven Construction Rolls

Standard Stocking

► The following large roll sizes are in stock and ready to ship.

SS5 • 200 lb. • Woven Slit Film			
PART #	SIZE	SQ YDS/ROLL	QUANTITY
FCSS5 125432	12.5'x432'	600.00	3/BNDL
FCSS5 15360	15'x360'	600.00	3/BNDL
FCSS5 175309	17.5'x309'	600.00	3/BNDL
SS6 • 315 lb. • Woven Slit Film			
PART #	SIZE	SQ YDS/ROLL	QUANTITY
FCSS6 125360	12.5'x360'	500.00	3/BNDL
FCSS6 175258	17.5'x258'	500.00	3/BNDL

Direct Ship

► The following large roll sizes are not in stock and will direct ship.

SS6 • 315 lb. Woven Slit Film			
PART #	SIZE	SQ YDS/ROLL	QUANTITY
FCSS6 15300	15'x300'	500.00	3/BNDL
SRW 270HP • High Strength Woven			
PART #	SIZE	SQ YDS/ROLL	QUANTITY
FC270HP 15300	15'x300'	500.00	3/BNDL
SRW 370HP • High Strength Woven			
PART #	SIZE	SQ YDS/ROLL	QUANTITY
FC370HP 15300	15'x300'	500.00	3/BNDL
SRW 570HP • High Strength Woven			
PART #	SIZE	SQ YDS/ROLL	QUANTITY
FC570HP 15300	15'x300'	500.00	3/BNDL
SRW MM402 • Monofilament			
PART #	SIZE	SQ YDS/ROLL	QUANTITY
FC402MM 12300	12'x300'	400.00	3/BNDL
SRW MM403 • Monofilament			
PART #	SIZE	SQ YDS/ROLL	QUANTITY
FC403MM 15300	15'x300'	500.00	3/BNDL
SRW MM700 • Monofilament			
PART #	SIZE	SQ YDS/ROLL	QUANTITY
FC700MM 12300	12'x300'	400.00	3/BNDL



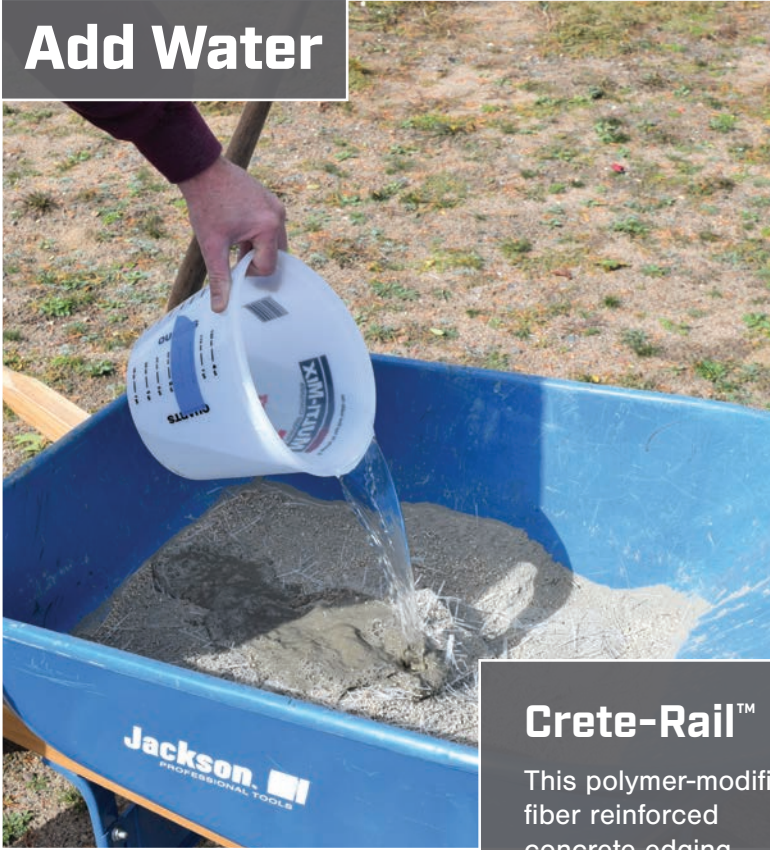
See page 57 for fabric seaming adhesive.

GEOTEXTILE SPECIFICATIONS			NON-WOVEN FABRICS				WOVEN FABRICS	
PROPERTIES	TEST	UNITS	NW4	NW4.5	NW6	EC8	SS5	SS6
Weight (typical)	D5261	oz/sq yd	4	4.5	6	8	4	6
Grab Tensile Strength	D4632	lbs	100	120	160	205	200	315
Grab Elongation	D4632	%	50	50	50	50	15	15
Trap-Tear Strength	D4533	lbs	45	50	60	85	75	120
CBR Puncture	D6241	lbs	300	340	410	535	700	900
Water Flow Rate	D4491	gpm/ft ²	140	135	110	95	5	4
Permittivity	D4491	1/sec	2	1.7	1.5	1.4	.05	.05
UV Resistance (500 hr)	D4355	%	70	70	70	70	70	70
Apparent Opening Size	D4751	US Sieve	70	70	70	80	40	40

Specifications current at the time of printing. Call SRW Products 800-752-9326 for inquiries.

Project accessories to get the **JOB DONE RIGHT.**

Add Water



Mix



Crete-Rail™

This polymer-modified, fiber reinforced concrete edging adds strength while allowing for flexibility to withstand freeze/thaw fluctuation.



NEW

pg 55

Spread




Form



SRW Is Your One Stop Shop For All Things Geogrid

What We Do:

- Retaining Wall Geogrid
- Road Base Geogrid
- Stamped Engineering
- Free Preliminary Wall Design and Material Estimate
- Pro Guides For Most Retaining Wall Systems



To Find Out More About Wall Design and Stamped Engineering, Visit HardscapeTech.com



**Avoid
Failed
Walls**

Solid solutions for better **RETAINING WALLS.**

Adhesive

Use to adhere retaining wall caps. Use Rapid-Set Polyurethane adhesive for great results, even in freezing conditions!



pg 11

NW4.5

Use as separation at the top of the wall to prevent soil migration into the drainage aggregate.



pg 34

PSX

Protect retaining wall blocks against damaging elements like water intrusion.



pg 21

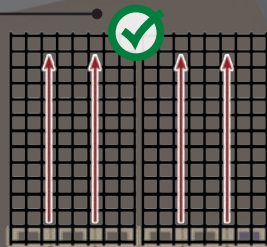
INSTALLATION TIP: Installing Different Geogrid Types

Bi-Directional (Universal & 3 Series)
Can be rolled out either *perpendicular* or *parallel* to the wall.

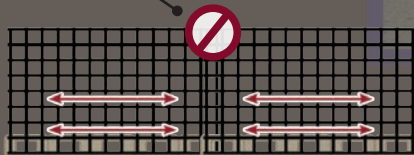
Uni-Directional (5-11 Series)
Must be rolled out *perpendicular* to the wall.

Follow the proper installation shown in green.

NEVER OVERLAP GEOGRID IN RETAINING WALLS!



Example Perpendicular Installation (Bi-Directional and Uni-Directional)



Example Parallel Installation (Bi-Directional)

Geogrid

Stabilize retaining walls, preventing wall failure and increasing life span.



pg 39

SS5

Use to separate the leveling pad materials from the sub-base which increases strength.



pg 32

Retaining Wall Geogrid



Details

- ▶ Adds strength and longevity to retaining walls and steep slopes

Applications

- ▶ Retaining Walls
- ▶ Steep Slopes

Benefits

- ▶ Adds strength and longevity to retaining walls
- ▶ Provides excellent stress transfer
- ▶ Helps prevent premature wall failure
- ▶ Easy-to-handle roll sizes

Universal • Bi-Directional • LTDS 688 • Walls up to 6'

PART #	SIZE	SQ YDS/ROLL	QUANTITY
GSRW U350	3'x50'	16.67	20/CTN
GSRW U445	4'x45'	20.00	12/CTN
GSRW U450	4'x50'	22.22	10/CTN
GSRW U650	6'x50'	33.33	40/PLT

3 Series • Bi-Directional • LTDS 1161 • Walls up to 10'

PART #	SIZE	SQ YDS/ROLL	QUANTITY
GSRW 3450	4'x50'	22.22	9/CTN
GSRW 365	6'x50'	33.33	80/PLT
GSRW 3615	6'x150'	100.00	30/PLT
GSRW 31215	12'x150'	200.00	3/BNDL

5 Series • Uni-Directional • LTDS 2064

PART #	SIZE	SQ YDS/ROLL	QUANTITY
GSRW 565	6'x50'	33.33	35/PLT
GSRW 5615	6'x150'	100.00	30/PLT
GSRW 51215	12'x150'	200.00	3/BNDL

7 Series • Uni-Directional • LTDS 2867

PART #	SIZE	SQ YDS/ROLL	QUANTITY
GSRW 7615	6'x150'	100.00	20/PLT
GSRW 71215	12'x150'	200.00	3/BNDL

8 Series • Uni-Directional • LTDS 3555 • *Direct Ship*

PART #	SIZE	SQ YDS/ROLL	QUANTITY
GSRW 8615*	6'x150'	100.00	20/PLT
GSRW 81215	12'x150'	200.00	3/BNDL

9 Series • Uni-Directional • LTDS 4329 • *Direct Ship*

PART #	SIZE	SQ YDS/ROLL	QUANTITY
GSRW 9615*	6'x150'	100.00	20/PLT
GSRW 91215	12'x150'	200.00	3/BNDL

10 Series • Uni-Directional • LTDS 5160 • *Direct Ship*

PART #	SIZE	SQ YDS/ROLL	QUANTITY
GSRW 10615*	6'x150'	100.00	16/PLT
GSRW 101215	12'x150'	200.00	3/BNDL

11 Series • Uni-Directional • LTDS 5906 • *Direct Ship*

PART #	SIZE	SQ YDS/ROLL	QUANTITY
GSRW 11615*	6'x150'	100.00	16/PLT
GSRW 111215	12'x150'	200.00	3/BNDL

*6'x150' Uni-Directional Geogrid (8-11 Series) available by pallet qty only.

Road Base Geogrid



Details

- ▶ Provides excellent stress transfer on roadway projects
- ▶ Aids in even distribution of load weight and preventing shifting of base material to extend the life of the road

Applications

- ▶ Sub-Grade Stabilization
- ▶ Soft Soils Under Embankments

Benefits

- ▶ Stabilizes road base
- ▶ Provides excellent stress transfer
- ▶ Prevents deterioration/shifting of base material
- ▶ Increases road life span

Type 1 • Road Base Geogrid

PART #	SIZE	SQ YDS/ROLL	QUANTITY
GSRW TYPE1 129246	12.9'x246'	352.60	1

Type 2 • Road Base Geogrid

PART #	SIZE	SQ YDS/ROLL	QUANTITY
GSRW TYPE2 129164	12.9'x164'	235.07	1

3D Grid T • Road Base Geogrid

PART #	SIZE	SQ YDS/ROLL	QUANTITY
G3DT 129246	12.9'x246'	352.60	1

3D Grid HT • Road Base Geogrid • *Direct Ship*

PART #	SIZE	SQ YDS/ROLL	QUANTITY
G3DHT 129246	12.9'x246'	352.60	1

3D Grid XL • Road Base Geogrid • *Direct Ship*

PART #	SIZE	SQ YDS/ROLL	QUANTITY
G3DXL 129164	12.9'x164'	235.07	1




Sample Road Base Grid Placement

Stamped Engineering

Details

Stamped engineering for retaining walls* for under \$600 and in as little as 7 days!

Building codes generally require a permit and structural wall design prepared by a qualified engineer for retaining walls as short as 2 feet in exposed height. Requirements will vary but HTS (Hardscape Technical Services) brought to you by SRW makes this process easy and quick!



Engineer Stamped Letter

What YOU Do

- ▶ Obtain soil sample or soil report, site photos and wall sketches
- ▶ Send Stamped Engineering Request Form with samples, photos and sketches to us by mail or e-mail

What WE Do


- ▶ Send your wall request to a qualified engineer and obtain stamped engineering
- ▶ Send The Pros Guide for specific block system with step-by-step instructions and material estimations
- ▶ Send stamped design table and letter from engineer

HTS Pro Guides



The Pros Guide shows how to plan, estimate materials and build quality retaining walls 8 feet and under. This step-by-step guide makes it easy for you or your customers and may be a shortcut to stamped engineering for under \$600.


Planning



Stamped engineering is available for the retaining wall blocks featured in The Pros Guide. Refer to the Pros Guide for more information on walls that will qualify for Stamped Engineering with HTS.

*May apply to walls that are 8 feet and under.

Design Tables



Installation



Retail-Ready HTS "The Pros Guide"


BLOCK SYSTEM	PART #	QUANTITY
Allan Block® Retaining Wall Systems		
AB® Collection	HTS AB COLLECT RET	10 BOOKS/BOX
AB® Europa Collection	HTS AB EUROPA RET	10 BOOKS/BOX
Anchor™ Retaining Wall Systems		
Diamond	HTS DIA RET	10 BOOKS/BOX
Diamond Pro/Stone Cut	HTS DIPRO RET	10 BOOKS/BOX
Highland	HTS HIGH RET	10 BOOKS/BOX
Windsor	HTS WINDSOR RET	10 BOOKS/BOX
Borgert Products		
PanoMur®	HTS PANO RET	10 BOOKS/BOX
Cambridge Pavers		
Cambridge Sigma 6™	HTS CAMB SIGMA6 RET	10 BOOKS/BOX
Cambridge Sigma 8™	HTS CAMB SIGMA8 RET	10 BOOKS/BOX
CornerStone® Retaining Wall Systems		
CornerStone 100	HTS CS 100 RET	10 BOOKS/BOX
FrogStone	HTS FROG RET	10 BOOKS/BOX
MagnumStone	HTS MAGNU RET	10 BOOKS/BOX
StoneLedge	HTS STLED RET	10 BOOKS/BOX
Mirastone	HTS MIRA RET	10 BOOKS/BOX
County Materials		
County Block™	HTS CNTY BLOCK RET	10 BOOKS/BOX
County Jumbo	HTS CNTY JUMBO RET	10 BOOKS/BOX
County Tribute™	HTS CNTY TRIBUTE RET	10 BOOKS/BOX
County Rib Rock	HTS CNTY RIBROCK RET	10 BOOKS/BOX
County Integrity™	HTS CNTY INTEGRITY RET	10 BOOKS/BOX
Dagistino Products		
Dagblock	HTS DAGBLOCK RET	10 BOOKS/BOX
Earthworks™		
8"	HTS EAR8 RET	10 BOOKS/BOX
12"	HTS EAR12 RET	10 BOOKS/BOX
ICD® Retaining Wall Systems		
Stonewall Select	HTS ICD STNEWLL RET	10 BOOKS/BOX
Keystone® Retaining Wall Systems		
Compac	HTS KS COMPAC RET	10 BOOKS/BOX
Country Manor	HTS KS CT MANOR RET	10 BOOKS/BOX
Verazzo	HTS KS VERAZZO RET	10 BOOKS/BOX
Lehi Block Incorporated		
ArtStone	HTS ARTSTONE RET	10 BOOKS/BOX
Pyzique® Retaining Wall Systems		
Maytrix	HTS MAYTRX RET	10 BOOKS/BOX
RisiStone Inc. Retaining Wall Systems		
Pisa2®/RomanPisa®	HTS PISA RET	10 BOOKS/BOX
Techo-Bloc		
Mini-Creta	HTS MINI-CRETA RET	10 BOOKS/BOX
Monumental	HTS MONUMENTAL RET	10 BOOKS/BOX
Versa-Lok® Retaining Wall Systems		
Standard	HTS VLSTD RET	10 BOOKS/BOX
Mosaic	HTS MOSAIC RET	10 BOOKS/BOX
Square Foot	HTS VLSQFT RET	10 BOOKS/BOX
WestBlock® Retaining Wall Systems		
Stonewall	HTS WBSTNEWALL RET	10 BOOKS/BOX
World Block™ Retaining Wall Systems		
Knob-Style	HTS WBKNOB RET	10 BOOKS/BOX
Landscape	HTS WBLANDSCAPE RET	10 BOOKS/BOX
Mid-Sized	HTS WB MID RET	10 BOOKS/BOX
V-Interlock	HTS WB VINTERLOCK RET	10 BOOKS/BOX

FREE Preliminary Designs

Let SRW take the guesswork out of preparing estimations for retaining wall materials.

Free designs are available to help contractors prepare accurate retaining wall estimations using SRW products.

Contact a Territory Sales Representative for details!



Preliminary Design Form



For more information or forms for HTS Pro Guides, Stamped Engineering or Preliminary Designs visit HardscapeTech.com

Sleeve-It®

Details



- ▶ Integrates stable fence footings into the support structure of a segmental retaining wall (SRW)

SLEEVE-IT
by STRATA

Applications

- ▶ Retaining Walls



Sleeve-It units are palletized in a stacked, nested format.

Benefits

- ▶ Maximizes land use
- ▶ Stackable and portable
- ▶ Easy to install
- ▶ Made with recycled material
- ▶ Code compliant: IBC 1015.2, IBC 1607.8.1, and ASCE 7 4.5.1.

Sleeve-It® SD1

PART #	SIZE	AMT PER CTN	QUANTITY
GSRW SLEEVEIT SD1	15.3" x 30.6" x 23.4"	5/BNDL	9 BNDL/PLT

Earthworks™

Details



- ▶ Works on standard concrete block
- ▶ Creates a mechanical connection with geogrid
- ▶ A winning combo for strength and longevity

Applications

- ▶ Retaining Walls

Benefits

- ▶ Saves time and money
- ▶ Provides strength and longevity
- ▶ Easy to use and install
- ▶ Works on any size wall




Earthworks™

PART #	SIZE	QUANTITY
EAR8/EAR12	8" & 12"	250/CTN
EAR10/EAR12-8	10" & Transition	250/CTN
EAR COR	Corner Spacers	100/CTN

Wall Drain Pro®

Details



- ▶ A simpler and more effective wall drain

Applications


- ▶ Retaining Walls

Benefits

- ▶ Visually pleasing design
- ▶ Improves water drainage
- ▶ Available in 3 colors
- ▶ No round cuts needed for cylindrical style drains

Wall Drain Pro® • 63 Cases/Pallet

PART #	SIZE	AMT PER CTN
WDP-BLACK	1.375" x 14.25" x 7.75"	12/CTN
WDP-TAN	1.375" x 14.25" x 7.75"	12/CTN
WDP-GRAY	1.375" x 14.25" x 7.75"	12/CTN
WDP-46" NECK	46"	12/CTN




With Wall Drain Pro



Without Wall Drain Pro

American Wick Drain

Details



- ▶ Options available: Contact SRW Sales Representative to request a quote

Applications

- ▶ Blindsided Walls
- ▶ Foundation Walls
- ▶ Green Roof & Planters
- ▶ Retaining Walls

Benefits

- ▶ Reduce and redirect subsurface water
- ▶ Reduce subsurface hydrostatic pressure
- ▶ Moisture retention for green roofs
- ▶ Creates continuous flow path to designated drainage exits

American Wick Drain • Direct Ship

PART #	SIZE	AMT PER CTN
Call for product offering and quote!	—	—

SRW Products Base Replacement System

BASE REPLACEMENT

Crete-Rail™

Fiber reinforced concrete edging that provides ridged yet flexible support for hardscape projects.



NEW

pg 55

HexaBase™

Create a strong and durable project, with less base material.



pg 42

Pavermate Z3™

Fill joints with polymeric sand to create strong, durable and long-lasting results.



pg 9

Other Materials

- Spikes
- Compacted Native Soil
- Base fill material in HexaBase™
(Reduced depth due to HexaBase™)
- Bedding Sand
- Pavers

SRW Fabric

Use a Spunbond or Non-Woven fabric with HexaBase™ to create a separation layer between the native soil and HexaBase™.



pgs 30-35

HexaBase™ Interlocking Base Replacement



Details	Applications	Benefits
<ul style="list-style-type: none"> ▶ Interlocking brown panels connect to make a custom-sized base ▶ Follows and conforms to standard guidelines for paver installations ▶ Single panel measures: 19.75" x 19.75" x 1.8" 	<ul style="list-style-type: none"> ▶ Standard Paver Installations ▶ Patios & Walkways ▶ Grass Pavers 	<ul style="list-style-type: none"> ▶ Save up to 75%* on fill material costs ▶ Save up to 50%* on excavation costs ▶ 100% permeable: will not trap moisture like similar foam-based products ▶ Designed to be used with traditional edging & spikes ▶ Resistant to flexing during freeze/thaw cycles

HexaBase™ Interlocking Base Replacement			
PART #	SIZE	TOTAL SQ FT	QUANTITY
GSRW HB CTN	6/CTN	16.15	16 CTNS/PLT
GSRW HB BULK**	1	452.20	168 PCS/PLT

**Bulk HexaBase™ available by pallet qty only.

*Approximate, savings will vary depending on location/area and soil quality.

SRW Products Driveway Grid System

(Base Reduction System)

Pavermate Z3™

Fill driveway joints with polymeric sand to create strong, durable and long-lasting results.



pg 9

Other Materials

- Spikes
- Edging
- Pavers
- Bedding Sand
- Base Material
- Base Material

Ultra Drive 3D™

Reduce base excavation and fill in poor soil conditions, plus it's easy to install.



pg 43

SS5

Use to separate the native soil from the base which increases longevity.



pg 32

Ultra Drive 3D™ Three-Dimensional Driveway Grid



Details

- ▶ Follows and conforms to standard guidelines for paver installation process

Applications

- ▶ Paver Driveways
- ▶ Asphalt Driveways
- ▶ Concrete Driveways

Benefits

- ▶ Reduces base excavation and fill up to 50% in poor base soil
- ▶ Significantly reduce the effects of freeze/thaw cycles on paver driveways
- ▶ Installs easily, no special procedures needed
- ▶ Strongest driveway grid in the market
- ▶ 100% non-biodegradable



**Approximate, base reduction will vary depending on location/area and soil quality.*

Ultra Drive 3D™ Three-Dimensional Driveway Grid

PART #	SIZE	SQ YDS/ROLL	QUANTITY
GSRW UD3D 125150	12.5' x 150'	208.33	1
GSRW UD3D 65150	6.5' x 150'	108.33	12/PLT

We've got you covered when it comes to **EROSION CONTROL & IRRIGATION.**




Silt Fence & Stakes



Details

► SRW Silt Fence is a woven fabric that temporarily controls sediment on construction sites.



Benefits

- Meets most DOT specs
- Protects water quality in nearby streams, rivers and lakes from sediment in storm water runoff
- Silt Fence comes with pre-attached posts
- Stakes are pointed for easy install

Silt Fence • Black • 70g • 1.25"x1.25"x48" Stakes			
PART #	SIZE	STAKES/ROLL	QUANTITY
FCMF S03100	3' x100'	13 Stakes	48/PLT
FCMF S0310026	3' x100'	26 Stakes	20/PLT
FCMF S031500	3' x1500'	Fabric Only	9/PLT

Silt Fence Stakes • <i>Must be purchased in pallet quantities</i>			
PART #	SIZE	STAKES/ROLL	QUANTITY
FCMF STAKE 48 1 1/4	48"x1.25"	Stakes Only	900/PLT
FCMF STAKE 48	48"x1.5"	Stakes Only	25/BNDL-650/PLT

Silt Fence • Orange • 70g • 1.25"x1.25"x48" Stakes			
PART #	SIZE	STAKES/ROLL	QUANTITY
FCMFO S03100	3' x100'	13 Stakes	48/PLT
FCMFO S031500	3' x1500'	Fabric Only	9/PLT

Jute Mesh



Details

- ▶ 4' x 225' rolls (92 lbs. each) packaged 12 per pallet
- ▶ Recommended slope is 3:1
- ▶ Great for environmentally sensitive erosion control applications

Benefits

- ▶ Biodegradable blanket woven from spun jute yarns
- ▶ Typically provides 6 - 9 months of erosion control
- ▶ Wide openings between yarns help keep wildlife safe, open area is 70 - 75%

Jute Mesh

PART #	SIZE	SQ YDS/ROLL	QUANTITY
FCMB JUTE15 48225	4' x 225'	100.00	12/PLT

Dandy Products



Details

- ▶ Soil erosion during construction can find its way to the city's water system through storm sewers, grates and inlets. Because of the potential danger to our environment and sewer systems, the government has required contractors to use a professional-grade inlet filter and to erect their own sediment control solutions and measures when starting any new project. SRW partners with Dandy Products to ensure your small or large projects are protected.

Benefits

- ▶ Unique patented designs
- ▶ Easy-to-see bright orange solutions
- ▶ Easy to install, maintain, inspect and reuse

Contact SRW Customer Service for custom sizes or overflow ports!

Dandy Curb Sack®

PART #	SIZE	QUANTITY
DCS 24 24	24" x 24"	5/CTN
DCS 30 12	30" x 12"	5/CTN
DCS 36 24	36" x 24"	5/CTN



Dandy Curb Sack



Dandy Curb Bag

Dandy Curb Bag®

PART #	SIZE	QUANTITY
DCB 36 24	36" x 24"	5/CTN

Dandy Sack®

PART #	SIZE	QUANTITY
DS 24 24	24" x 24"	5/CTN
DS 36 24	36" x 24"	5/CTN
DS 48 24	48" x 24"	5/CTN
DS 30 30	30" x 30"	5/CTN
DS 36 36	36" x 36"	5/CTN



Dandy Sack



Dandy Bag

Dandy Bag®

PART #	SIZE	QUANTITY
DB 36 36	36" x 36"	5/CTN
DB RD 24	24" ROUND	5/CTN
DB 24 24	24" x 24"	5/CTN
DB 36 24	36" x 24"	5/CTN

Dandy Dewatering Bag®

PART #	SIZE	QUANTITY
DDB 10 10	10' x 10'	1
DDB 15 15	15' x 15'	1
DDB 6 6	6' x 6'	1



Dandy Dewatering Bag

Find installation instructions at SRWProducts.com

We've worked to deliver the best, most comprehensive erosion and sediment control solutions available in the industry. Between our own products and partnerships with industry leaders like Dandy Products, we've got you covered.

Looking for erosion control products you don't see here? Contact your Territory Sales Representative today!

Rock Log



Details

- ▶ A woven monofilament tube sock filled with rock or aggregate to minimize runoff on hard surfaces or landscape areas.

Benefits

- ▶ First and last line of defense for filtration in roadways
- ▶ Designed to be filled on site

Rock Log

PART #	SIZE	QUANTITY
FCMBR 7"8'	7"x8'	5/CTN

Silt Sock



Details

- ▶ Environmentally friendly erosion control for wetlands, waterways and general areas under construction.

Benefits

- ▶ Filters 90% of sediment from runoff
- ▶ Easy install, reusable
- ▶ No equipment needed to install

Silt Sock

PART #	SIZE	QUANTITY
FCMSS 0820 BLK	8"x20'	8/PLT

Straw Wattles



Details

- ▶ Use these weed-free wattles over bare soil or in conjunction with erosion control blankets, on steep slopes, around drains for inlet protection or as perimeter control for jobsites.

Benefits

- ▶ Helps stabilize slopes by slowing, spreading and filtering overland water flow
- ▶ Flexible and conforms to the surface

Straw Wattles*

PART #	SIZE	QUANTITY
FCMWS 0925	9"x25'	12/PLT
FCMWS 1220	12"x20'	8/PLT

Tree Watering Bags



Details

- ▶ Protect your tree investments and optimize growth with slow release Tree Watering Bags. They are easy to install, save time and money. Ideal for tree trunks up to 4" in diameter or chain multiple bags together for larger trunks.

Benefits

- ▶ Holds up to 20 gallons
- ▶ 5 - 8 hour water release
- ▶ Commercial grade material
- ▶ No tools required for installation

Tree Watering Bags

PART #	SIZE	AMT PER CTN	QUANTITY
TREE BAG 20G CTN 36	20 gal	36/CTN	35/PLT

Tree Watering Rings



Details

- ▶ Protect your tree investments and optimize growth with slow release Tree Watering Rings. Ideal for tree trunks up to 6" in diameter.

Benefits

- ▶ Holds up to 15 gallons
- ▶ 5 - 8 hour drip time
- ▶ Two valves for even distribution
- ▶ Reduces transplant shock and drought stress

Tree Watering Rings

PART #	SIZE	AMT PER CTN	QUANTITY
TREE RING 15G CTN 24	15 gal	24/CTN	42/PLT


*Pallet quantities may vary

Drainfield



Details

- ▶ Polyester geotextiles are commercial-grade drainage fabrics.



Benefits

- ▶ Commercial-grade
- ▶ High puncture resistance
- ▶ Provide high water flow rates
- ▶ Excellent filtration

DF1.5 • Spunbond

PART #	SIZE	SQ YDS/ROLL	QUANTITY
FD1.5 03300	3'x300'	100.00	42/PLT
FD1.5 04300	4'x300'	133.33	42/PLT
FD1.5 05300	5'x300'	166.67	36/PLT
FD1.5 06300	6'x300'	200.00	36/PLT
FD1.5 12300	12'x300'	400.00	4/BNDL

DF2 • Spunbond

PART #	SIZE	SQ YDS/ROLL	QUANTITY
FD2 03300	3'x300'	100.00	42/PLT
FD2 04300	4'x300'	133.33	42/PLT
FD2 06300	6'x300'	200.00	36/PLT
FD2 12300	12'x300'	400.00	4/BNDL

Straw Blankets



Details

- ▶ Single or double sided-options.

Benefits

- ▶ Weed-free straw
- ▶ Erosion control up to one year
- ▶ Serves as a mulching layer


Straw Blankets • Single Sided*

PART #	SIZE	SQ YDS/ROLL	QUANTITY
FCMB STSINGLE 4	4'x50'	22.22	40/PLT
FCMB STSINGLE 4 CTN	4'x50'	22.22	9/CTN (4CTN/PLT)
FCMB STSINGLE	8'x112.5'	100.00	25/PLT

Straw Blankets • Double Sided*

PART #	SIZE	SQ YDS/ROLL	QUANTITY
FCMB STDDOUBLE	8'x112.5'	100.00	25/PLT

Coconut Blankets



Details

- ▶ 100% coconut, or straw and coconut mix options.

Benefits

- ▶ Erosion control up to three years
- ▶ Serves as a mulching layer


CS-3 • Coconut/Straw Blankets • Double Sided*

PART #	SIZE	SQ YDS/ROLL	QUANTITY
FCMB CS81125	8'x112.5'	100.00	30/PLT

CC-4 • Coconut Blankets • 100% Coconut*

PART #	SIZE	SQ YDS/ROLL	QUANTITY
FCMB CO81125	8'x112.5'	100.00	30/PLT

Turf Reinforcement Mat



Details

- ▶ Provide excellent protection for seeds and newly sprouted grasses or plants.

Benefits

- ▶ Erosion control greater than three years
- ▶ Turf reinforcement for more severe slope applications

PP5-10 • Turf Reinforcement Mat*

PART #	SIZE	SQ YDS/ROLL	QUANTITY
FCMB TRM 81125	8'x112.5'	100.00	25/PLT


*Pallet quantities may vary

Diamond Blades

No matter what you're cutting, get the fastest, smoothest cut with SRW diamond blades. Our blades are designed to cut just about anything, including porcelain, natural stone, and extremely abrasive materials.



Reference the charts below to see all diamond blade recommended applications.

 Diamond Blades APPLICATION CHART	Stone			Wetcast		Concrete						Other		
	Natural Stone	Concrete Pavers	Clay Pavers/Brick	Wetcast	Manufactured Stone	Retaining Wall/Concrete Block	High PSI Concrete (5000 or higher)	Rebar Reinforced Concrete	Wire Mesh Reinforced Concrete	Green Concrete (12 hrs. or less)	Green Concrete (20 hrs. or more)	Cured Concrete	Asphalt	Porcelain
GENERAL PURPOSE	X	X	X	X	X	X			X		X	X		
ALL PURPOSE	X	X	X	X	X	X		X	X		X	X	X	
ABRASIVE MATERIAL										X			X	
HARD MATERIAL	X	X	X	X			X	X	X			X		X


PRODUCT TIP

PREMIUM DIAMOND BLADES

Premium blades are manufactured using the highest grade materials and technology in the industry. Combining the best diamonds, segment metals and special blade features results in premium blades typically lasting 2-3 times as long as compared to standard blades. See the Segment Style Guide on page 50 to learn what features in premium blades can save you time and money!



Providing **QUALITY DIAMONDS.**



Closeup of diamonds in blade



Closeup of width of segment




Closeup of height of segment

Although the height of the segment plays a large roll in the overall performance of the blade, it is just one of many factors that determines what blade is right for the job. Other key features like segment style, type of expansion slot, and material quality all work together to provide the fastest cuts with the longest blade life.

Diamond Blade

SEGMENT STYLE GUIDE



1 Segments with Key-Hole Slots

Key-hole slots are a feature on segmented style blades. They help to reduce core temps by circulating air around segments. Different widths of key-hole slots are used to control heat in different applications. Segmented blades are the industry standard for blades designed to cut a wide variety of materials.

2 Alt. Drop Segments with U-Hole Slots

Special alternating segments with taller profiles to protect against undercut while cutting asphalt and other abrasive materials. This premium feature is typically combined with wider u-slots to help lower blade temperatures, further extending the blade life.

3 Alt. Turbo Segments with Key-Hole Slots

This serrated edge is designed to give the blade faster cutting speeds while maintaining a smooth cut. This feature generally allows premium blades to cut slightly harder materials with longer blade life. Key-hole slots are also added to control core temperatures.

4 Angled Alt. Turbo Segments with Angled Key-Hole Slots

A feature of SRW All Purpose Blades, this style of alternating turbo segment clears debris and slurry from the cut faster, making the blade suitable for a wider range of materials. Angled key-hole slots compliment the turbo segments by further reducing segment temperatures to reduce the risk of glazing.

5 Alt. Turbo Segments with Angled U-slots

Combining alternating turbo segments with wide angled u-slots helps the blade handle a wider range of materials without overheating the segments or core. This combination helps to ensure best blade lifespan.

6 Segmented Turbo Rim

Designed for hard materials, every segment of this style blade is a turbo segment. This allows the blade to use softer bonds for faster cutting, while keeping core heat lower to resist distortion.

7 Turbo Rim w/Drop Segments

The top performing blade for hard materials and natural stone, this style combines all of the premium features to provide fast smooth cuts, and outstanding blade lifespan.

8 Continuous Rim/Porcelain

Designed specifically for porcelain and tile, these blades feature a continuous rim of premium diamonds for the smoothest cuts possible with good lifespan.

9 Continuous Turbo Rim

Continuous turbo rim allows for higher RPM's without overheating the blade core and "glazing" the diamonds. For safety, MAX RPM ratings should be strictly followed.

Angled u-slots with cooling holes



No slots with cooling holes



Angled key-hole slots with oversized cooling holes



No slots with cooling holes



Key-hole slot style with no cooling holes



Angled u-slot with cooling holes

General Purpose Blades

Look for the Blue Blades



Applications

- ▶ Brick/Clay
- ▶ Cured Concrete
- ▶ Sandstone
- ▶ Limestone
- ▶ Travertine
- ▶ Retaining Wall Block
- ▶ Concrete Block
- ▶ Reinforced Concrete w/ Wire Mesh

Benefits

- ▶ Standard and premium options available
- ▶ Specifically engineered for use with a variety of general purpose cutting conditions

Details

- ▶ Engineered to meet the challenges of all general purpose cutting conditions
- ▶ See chart on page 48

General Purpose Diamond Blades (Blue)

PART #	SIZE	THICKNESS/ SEG HEIGHT	ARBOR	STYLE	SLOT STYLE	SEGMENT GUIDE CHART NUMBER	COOLING HOLES	GRADE
BU04.5	4.5"	.080"/8 mm	7/8"-5/8"	CONT. TURBO RIM	NONE	9	YES	STANDARD
BU07	7"	.095"/10 mm	Universal	CONT. TURBO RIM	NONE	9	YES	STANDARD
BU10	10"	.095"/10 mm	Universal	SEG	KEY-HOLE	1	NO	STANDARD
BGPC10	10"	.095"/10 mm	7/8"-5/8"	SEG	KEY-HOLE	1	NO	PREMIUM
BU12	12"	.125"/10 mm	1"/20 mm	SEG	KEY-HOLE	1	NO	STANDARD
BGPC12	12"	.125"/12 mm	1"/20 mm	SEG	KEY-HOLE	1	NO	PREMIUM
BU14	14"	.125"/10 mm	1"/20 mm	SEG	KEY-HOLE	1	NO	STANDARD
BGPC14	14"	.125"/12 mm	1"/20 mm	SEG	WIDE KEY-HOLE	1	NO	PREMIUM
BGPZ14	14"	.125"/15 mm	1"/20 mm	ALT TURBO SEG	KEY-HOLE	3	YES	PREMIUM

Top performing blade!

WHY CHOOSE PREMIUM?

Choose a premium style blade if you are looking for a blade that lasts longer, has a faster cut time, and provides a better price per cut. Premium blades are made with higher-quality materials for longer-lasting durability.

All Purpose Blades

Look for the Red Blades



Applications

- ▶ Brick/Clay
- ▶ Asphalt
- ▶ Sandstone
- ▶ Limestone
- ▶ Travertine
- ▶ Retaining Wall Block
- ▶ Concrete Block
- ▶ Reinforced Concrete With Wire Mesh/Rebar
- ▶ Green/Cured Concrete

Benefits

- ▶ Standard and premium options available
- ▶ Can be used on a wide variety of materials

Details

- ▶ Designed to cut a variety of materials from concrete and asphalt to stone
- ▶ See chart on page 48

All Purpose Diamond Blades (Red)

PART #	SIZE	THICKNESS/ SEG HEIGHT	ARBOR	STYLE	SLOT STYLE	SEGMENT GUIDE CHART NUMBER	COOLING HOLES	GRADE
BVAP14	14"	.125"/13 mm	1"/20 mm	ALT TURBO SEG	ANGLED U-SLOT	5	YES	STANDARD
BPAP14	14"	.125"/13 mm	1"/20 mm	ANGLED ALT TURBO SEG	ANGLED KEY-HOLE	4	YES-OVERSIZED	PREMIUM

Abrasive Material Blades

Look for the Green Blades



Applications

- ▶ Asphalt
- ▶ Green Concrete (12 hours or less)

Benefits

- ▶ Premium blade for long-term reliability
- ▶ For use on even the most abrasive materials

Details

- ▶ Designed for cutting abrasive materials that wear away most blades quickly
- ▶ See chart on page 48

Abrasive Material Diamond Blades (Green)

PART #	SIZE	THICKNESS/ SEG HEIGHT	ARBOR	STYLE	SLOT STYLE	SEGMENT GUIDE CHART NUMBER	COOLING HOLES	GRADE
BAMA14	14"	.125"/10 mm	1"/20 mm	ALT DROP SEG	U-SLOT	2	NO	PREMIUM

CUSTOMER SERVICE

Need help choosing a blade style for your particular project? We're here to help! Call us at 800-752-9326.

Hard Material Blades

Look for the Yellow Blades



Applications

- ▶ Cured Concrete
- ▶ Granite
- ▶ Bluestone
- ▶ Wetcast
- ▶ Reinforced Concrete w/ Wire Mesh/ Rebar
- ▶ Pavers
- ▶ Natural Stone
- ▶ Porcelain*

Benefits

- ▶ Standard and premium options available
- ▶ Specifically engineered for use with a variety of general purpose cutting conditions

Details

- ▶ Designed to provide fast cutting with minimal spalling
- ▶ See chart on page 48

Hard Material Diamond Blades (Yellow)

PART #	SIZE	THICKNESS/ SEG HEIGHT	ARBOR	STYLE	SLOT STYLE	SEGMENT GUIDE CHART NUMBER	COOLING HOLES	GRADE	
BPPB4.5	4.5"	.050"/10 mm	7/8"-5/8"	CONT TURBO RIM	NONE	9	YES	PREMIUM	Designed to cut porcelain
BPPB5	5"	.050"/10 mm	7/8"-5/8"	CONT TURBO RIM	NONE	9	YES	PREMIUM	Designed to cut porcelain
BPPB7	7"	.079"/10 mm	7/8"-5/8"	CONT RIM	NONE	8	NO	PREMIUM	Designed to cut porcelain
BPPB10	10"	.079"/10 mm	7/8"-5/8"	CONT RIM	NONE	8	NO	PREMIUM	Designed to cut porcelain
BPPB12	12"	.087"/10 mm	1"	CONT TURBO RIM	NONE	9	YES	PREMIUM	Designed to cut porcelain
BPPB14	14"	.087"/10 mm	1"	CONT TURBO RIM	NONE	9	YES	PREMIUM	Designed to cut porcelain
BPPC12	12"	.125"/12 mm	1"/20 mm	SEG TURBO	KEY-HOLE	6	YES	STANDARD	
BPPC14	14"	.125"/12 mm	1"/20 mm	SEG TURBO	KEY-HOLE	6	NO	STANDARD	
BGPP14	14"	.125"/12 mm	1"/20 mm	SEG	WIDE SLOT	2	NO	PREMIUM	
BUSA HM14	14"	.125"/12 mm	1"/20 mm	ALT TURBO SEG	KEY-HOLE	3	NO	PREMIUM	MADE IN THE USA
BSWP14	14"	.095"/9 mm	1"/20 mm	TURBO RIM W/ DROP SEGMENTS	NONE	7	YES	PREMIUM	


*BPPB blades are the only hard material blades designed to cut porcelain.

Single Row Cup Wheel



Details

- ▶ Single row for smooth grinding. Diamonds on the outside edge make it ideal for edging.



Single Row Cup Wheel

PART #	SIZE	ARBOR	STYLE	GRADE
BCW 4.5 SR	4.5"	5/8"-11 THREADED	SINGLE ROW	STANDARD

Single Turbo Cup Wheel



Details

- ▶ Single turbo style for increased grinding speed. Ideal for removing material in high spots.



Single Turbo Cup Wheel

PART #	SIZE	ARBOR	STYLE	GRADE
BCW 4.5 ST	4.5"	5/8"-11 THREADED	SINGLE TURBO	STANDARD

Double Turbo Cup Wheel



Details

- ▶ Double turbo style for faster/more aggressive grinding and added diamonds/segments for longer life.



Double Turbo Cup Wheel

PART #	SIZE	ARBOR	STYLE	GRADE
BCW 4.5 DT	4.5"	5/8"-11 THREADED	DOUBLE TURBO	STANDARD

SR Slip-Resist™



Applications

- ▶ **Specialty Seal™:** 2PX
- ▶ **Premium Seal™:** LGX, LGX VOC, HGX, HGX VOC, DG, DG VOC
- ▶ **Paver Seal™:** LG, HG

Benefits

- ▶ Improves slip resistance
- ▶ Adds invisible grip
- ▶ Not visible when dry
- ▶ Can be used with all SRW Products film-forming sealers

Details

- ▶ Add this polypropylene particle mixture to a SRW sealer to create a textured surface

SR Slip-Resist™

PART #	SIZE	QUANTITY
SSSR PG	3.2 oz BAG	12/CTN

FULL LIST OF FILM-FORMING SEALERS AVAILABLE ON OUR WEBSITE
SRWProducts.com

Heavy-Duty Construction Sprayer



Applications

- ▶ **Specialty Seal™:** SGX, 2PX, S-PS, S-PSX, CG, JS
- ▶ **Premium Seal™:** PSX, LGX, HGX, DG
- ▶ **Paver Seal™:** LG, HG, PS

Benefits

- ▶ Galvanized steel
- ▶ Can handle up to 35% solids
- ▶ Ideal for commercial applications

Details

- ▶ Use with SRW Sealers
- ▶ Look for this icon on sealer application charts



Heavy-Duty Construction Sprayer

PART #	SIZE	QUANTITY
SSSP SPRAYER GALV	3.5 gal	1/BOX

Heavy-Duty Acetone Sprayer



Applications

- ▶ **Specialty Seal™:** SGX, CG, S-PS VOC, JS
- ▶ **Premium Seal™:** PSX, LGX VOC, HGX VOC, DG VOC
- ▶ **Paver Seal™:** LG, PS

Benefits

- ▶ For use with acetone-based products
- ▶ Ideal for commercial applications

Details

- ▶ Use with SRW Sealers
- ▶ Look for this icon on sealer application charts



Heavy-Duty Acetone Sprayer

PART #	SIZE	QUANTITY
SSSP SPRAYER POLY	2.5 gal	1/BOX

Slit Foam Rollers

Applications

- ▶ **SRW Slit Foam Roller:** Designed for use with any SRW sealer (except VOC-labeled).
- ▶ **SRW Slit Foam Roller X-treme:** Designed for use with solvent-based products. Also works well with all SRW sealers.

Benefits

- ▶ Applies SRW sealers evenly
- ▶ Works great on textured surfaces
- ▶ Remains spongy and will not compress

Details

- ▶ Look for this icon on sealer application charts



SRW Slit Foam Roller

PART #	SIZE	QUANTITY
SSSFR CTN	13/16" ROLLER	12/CTN

SRW Slit Foam Roller X-treme

PART #	SIZE	QUANTITY
SSSFR XTR CTN	1/2" ROLLER	12/CTN

Crete-Rail™



Applications

- ▶ Pavers & Permeable Pavers
- ▶ Natural Stone & Wetcast
- ▶ Open Graded Base
- ▶ Driveways, Paths & Patios

Benefits

- ▶ Fiber reinforced for maximum strength
- ▶ Fast set time
- ▶ Rigid yet flexible support
- ▶ Polymer-modified for flexibility

Details

- ▶ One 50 lb. bag covers 13 - 17 linear feet.
- ▶ Variation will depend on application and type of subsurface material used.



Crete-Rail™

PART #	SIZE	QUANTITY
CRAIL 50	50 lb BAG	49 BAGS/PLT

Path Stabilizer™



Applications

- ▶ Decomposed Granite
- ▶ Crushed Stone 3/8"–1/4" minus
- ▶ Pathways and Patio Areas

Benefits

- ▶ One easy-to-use formula ideal for both commercial and residential applications
- ▶ Liquid bonding agent that controls dust
- ▶ Stabilizes pathways and patios
- ▶ Minimizes tracking and weed growth

Details

- ▶ Covers up to 75 sq. ft. per 5 gallons



Path Stabilizer™

PART #	SIZE	AMT PER CTN	QUANTITY
TAC PATH 5GAL	5 gal	1	36/PLT

Mulch Stabilizer™



Applications

- ▶ Colored and Natural Mulch
- ▶ Synthetic Mulch
- ▶ Pine Straw
- ▶ Sand and Dirt

Benefits

- ▶ Locks mulch in place
- ▶ Easy to use
- ▶ Enhances color and prevents fading
- ▶ Dries clear
- ▶ Flexible bond
- ▶ Helps prevent weed growth

Details

- ▶ Covers up to 200 sq. ft. per gallon



Mulch Stabilizer™

PART #	SIZE	AMT PER CTN	QUANTITY
TAC MULCH CTN	1 gal	4/CTN	36 CTNS/PLT
TAC MULCH 5GAL	5 gal	1	36/PLT


StringAlong™



Counter Display

Applications

- ▶ Hardscaping
- ▶ Surveying
- ▶ Fencing
- ▶ Concrete & Masonry



StringAlong™ Collar & Thumbscrew

Benefits

- ▶ Take down the line and put it back up without measuring
- ▶ Ability to create three to four different lines from different directions at one time
- ▶ Built to last from nylon with a brass insert and zinc coated thumbscrew
- ▶ Fits round stakes up to 1"

Details

- ▶ Makes raising and lowering elevations easy
- ▶ Easily visible from a distance, unlike pencil marks

StringAlong™ Collars

PART #	DESCRIPTION	QUANTITY
FCSTR COLLAR 10 PK	10 pack	10 COLLARS
FCSTR COLLAR REFILL	Refill	50 COLLARS

StringAlong™ Display

PART #	DESCRIPTION	QUANTITY
FCSTR COLLAR DISP	Display	50 COLLARS

StringAlong™ Stakes

PART #	DESCRIPTION	QUANTITY
FCSTR STAKE 10 PK	3/4"x24" Forming Stake	10 STAKES

StringAlong™ Stakes Combo Pack with StringAlongs™

PART #	DESCRIPTION	QUANTITY
FCSTR COMBO	Combo Pack Collars & Stakes	10 COLLARS 10 STAKES

Spikes, Stakes, Staples and Pins

Applications

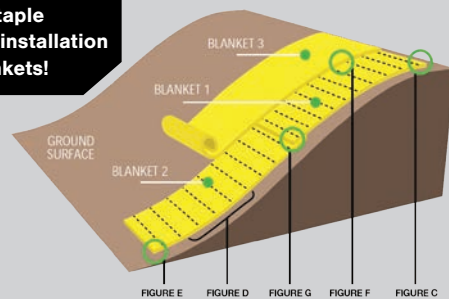
- ▶ **Spikes:** Paver Rail™ and timber
- ▶ **Staples and Pins:** fabric, geogrid, erosion control product installation, irrigation, and newly laid sod

Benefits

- ▶ Many sizes and finishes with convenient packaging options



Reference these diagrams for the correct staple placement upon installation of our straw blankets!



Spikes • Bulk Carton

PART #	SIZE	AMT PER CTN	QUANTITY
A FCMST 12-50#	12" SMOOTH	50 lbs/CTN	48 CTNS/PLT
B FCMST 10-50#	10" SMOOTH	50 lbs/CTN	48 CTNS/PLT
C FCMST 10-50#SS	10" SPIRAL	50 lbs/CTN	48 CTNS/PLT
D FCMST 10-50# GALV	10" GALVANIZED	50 lbs/CTN	48 CTNS/PLT

Paver Rail™ Staples • 8 Gauge

PART #	SIZE	AMT PER CTN	QUANTITY
E FCMST 10500P	10"	500/CTN	48 CTNS/PLT

Landscape Staples • Boxed • 11 gauge

PART #	SIZE	AMT PER CTN	QUANTITY
G FCMST D75	6"	75/BOX*	12 BOX/CTN
G FCMST D100	6"	100/BOX*	12 BOX/CTN

Landscape Staples • Bagged • 11 gauge

PART #	SIZE	AMT PER CTN	QUANTITY
G FCMST 620240	6"	20/BAG*	12 BAGS/CTN
G FCMST 650500	6"	50/BAG*	10 BAGS/CTN

Landscape Staples • Bulk Cartons • 11 gauge

PART #	SIZE	AMT PER CTN	QUANTITY
F FCMST 8500	8"	500/CTN*	50 CTNS/PLT
G FCMST 61000	6"	1000/CTN*	60 CTNS/PLT
H FCMST 41000	4"	1000/CTN*	60 CTNS/PLT

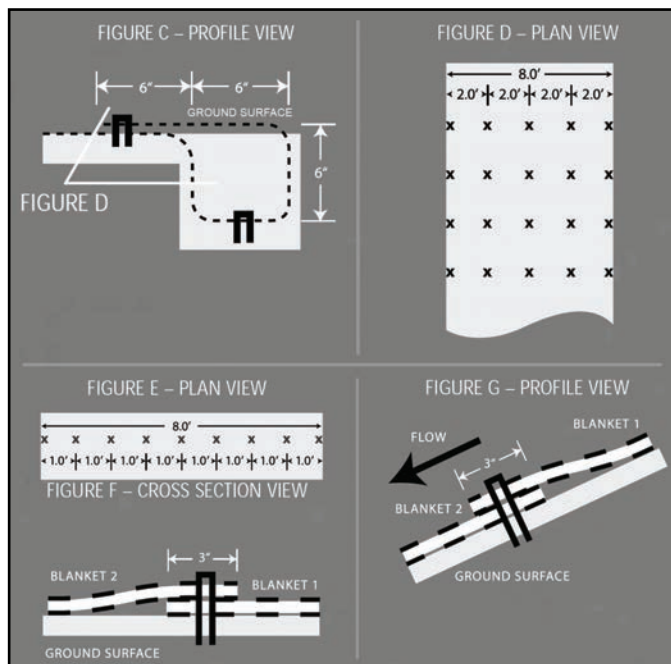
Irrigation Staples

PART #	SIZE	AMT PER CTN	QUANTITY
I FCMST 6251000-I	6"	25/BAG*	40 BAGS/CTN
I FCMST 61000-I	6"	1000/CTN*	60 CTNS/PLT

Round Top Pins

PART #	SIZE	AMT PER CTN	QUANTITY
J FCMST 6-RT1000	6"	1000/CTN*	75 CTNS/PLT

*Counts vary by weight



Stretch Wrap



Details

- ▶ SRW offers a range of stretchable, highly elastic plastic film that keeps items tightly bound.

Stretch Wrap

PART #	SIZE	GAUGE	QUANTITY
SW 1751500 65 GA	17.5"x1500'	65	4/CTN
SW 181500 70 GA	18"x1500'	70	4/CTN
SW 181000 120 GA	18"x1000'	120	4/CTN

Fabric Seaming Adhesive



Details

- ▶ Save time and money with this fast and easy alternative to sewing geotextile fabric. Simply spray and stick!

3M™ Scotch-Weld™ HoldFast 70 Seaming Adhesive

PART #	SIZE	AMT PER CTN
FCA CYLINDER 27.3#	27.3# 3M HOLDFAST	1/BOX
FCA APPLICATOR EX	HOLDFAST EX APPLICATOR 18"	1/BOX
FCA HOSE 25'	HOLDFAST HOSE 25'	1/BOX
FCA SPRAY TIP	QSS HOLDFAST SPRAY TIP	1/BOX

Caulking Guns

Details



Premium Caulking Gun

- ▶ **18:1 Thrust Ratio**
- ▶ Professional Grade
- ▶ Spout Cutter/Seal Puncture Tool
- ▶ Revolving Barrel/Zinc Handle

Premium Caulking Gun

PART #	MODEL #	SIZE	AMT PER CTN
CG00002	250	10 oz	6/CTN
CG00004	255	28 oz	6/CTN



Standard Caulking Gun

- ▶ **10:1 Thrust Ratio**
- ▶ Ladder Hook and Thumb Release
- ▶ Smooth Rod Cradle
- ▶ Heavy Duty Steel Construction

Standard Caulking Gun

PART #	MODEL #	SIZE	AMT PER CTN
CG00005	101	10 oz	12/CTN
CG00006	105	28 oz	6/CTN



Economy Caulking Gun

- ▶ **3:1 Thrust Ratio**
- ▶ Non-Drip for Easy Cleanup
- ▶ Smooth Rod Cradle
- ▶ Heavy Duty Steel Construction

Economy Caulking Gun

PART #	MODEL #	SIZE	AMT PER CTN
CG00001	012	10 oz	24/CTN
CG00003	035	28 oz	6/CTN

Pin Pounder and Staple Setter

Applications

- ▶ The Pin Pounder is for round top pins
- ▶ Staple Setter is for use with 11 gauge, 1" steel staples of any length

Pin Pounder		
PART #	LENGTH	QUANTITY
FCMST 6-RT POUND	39"	1/BOX

Staple Setter		
PART #	LENGTH	QUANTITY
FCMST 46 SETTER	42"	1/BOX

Benefits

- ▶ Magnetic ends keep the pin/staples in place




Pin Pounder



Staple Setter

6 Mil. Poly Sheeting



Applications

- ▶ Runoff mitigation
- ▶ Moisture retention for concrete curing


Benefits

- ▶ Weed control
- ▶ Zero permittivity
- ▶ Easy to cut, easy to use
- ▶ Tear resistant

6 Mil. Poly Sheeting*			
PART #	SIZE	AMT PER CTN	QUANTITY
FBPF6 06100	6'x100'	1	100 CTNS/PLT
FBPF6 10100	10'x100'	1	48 CTNS/PLT
FBPF6 20100	20'x100'	1	25 CTNS/PLT

*Contact Customer Service at 800-752-9326 for other available sizes

Universal Paver Rail™



Applications

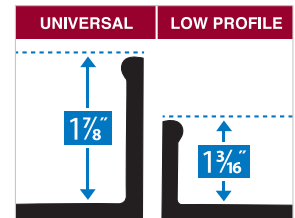
- ▶ Straight and curved applications
- ▶ For use with spikes, staples or stakes

Benefits

- ▶ Permanent and invisible barrier between hardscapes and other landscape materials
- ▶ Product height 1-7/8"
- ▶ Best all-around product

Universal Paver Rail™ • Height 1 7/8"			
PART #	SIZE	AMT PER CTN	QUANTITY
PRAIL UNIV	7'8"	12/BNDL	48 BNDLS/PLT

15' Universal Paver Rail available by special order—pallet qty only.



Low Profile Paver Rail™



Applications

- ▶ Low profile applications like natural stone
- ▶ For use with spikes, staples or stakes

Benefits

- ▶ Can be installed against wetcast or natural stone to prevent shifting
- ▶ Product height 1-3/16"
- ▶ Ideal for natural stone

Low Profile Paver Rail™ • Height 1 3/16"			
PART #	SIZE	AMT PER CTN	QUANTITY
PRAIL UNIVLP	7'8"	12/BNDL	48 BNDLS/PLT

Flex Paver Rail™



Applications

- ▶ Straight and curved applications
- ▶ For use with spikes or staples

Benefits

- ▶ Can be applied on both straight and curved applications
- ▶ Product height 1-7/8"
- ▶ Most flexible option

Flex Paver Rail™ • Height 1 7/8"			
PART #	SIZE	AMT PER CTN	QUANTITY
PRAIL EX	7'8"	12/BNDL	48 BNDLS/PLT

Retail Displays

We make selling our products simple by providing a variety of marketing materials and retail displays. These high quality displays will showcase SRW Products with style and ease.



Narrow Sealer Display



Wide Sealer Display

Narrow Sealer Display		
PART #	DIMENSIONS	WEIGHT
MSIDE	72" h x 28" w x 24" d	73 lbs

Wide Sealer Display		
PART #	DIMENSIONS	WEIGHT
M4SHELF	72" h x 42" w x 24" d	130 lbs

Point-of-Purchase Materials

In the hardscape industry, product information and instructions are vitally important. SRW Products offers a variety of printed materials to help you communicate with customers. Increase sales by keeping your retail displays stocked with print material and product samples. Call today to order 1-800-752-9326.

Materials Available

- ▶ Catalogs
- ▶ Flyers and Brochures
- ▶ Product Samples
- ▶ Signage
- ▶ And More!



Retail Displays



Fabric Display

Fabric Display		
PART #	DIMENSIONS	WEIGHT
MMETAL RACK	72" h x 28 1/4" w x 27" d	45 lbs

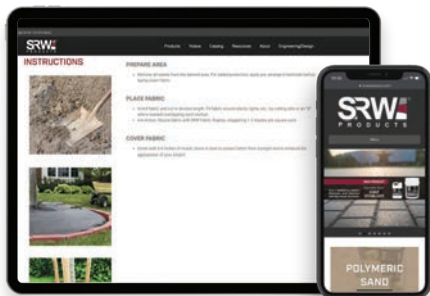



Adhesive Display


Adhesive Display		
PART #	DIMENSIONS	WEIGHT
ADISPLAY	67" h x 16" w x 16" d	40 lbs


Online Resources


Our online resources are available 24/7 to help you get your project done right. With how-to videos and installation instructions, you'll have everything you need to make your next job efficient and successful.




 <p>Adhesive APPLICATION CHART PAGES 10-11</p>	Surface Material													
	Retaining Walls	Pavers/ Concrete	Pool Copings	Natural Stone & Veneers	Manufactured Stone	Brick	Firepits/ Outdoor Kitchens	Masonry	Metals	Wood	Foamboard	Most Plastics	Glass & Mirror	Ceramic Tile
	VERTICAL INSTANT LOCK*	X	X		X	X	X	X	X	X	X		X	X
	SUPERIOR STRENGTH SOLVENT	X	X	X	X	X	X	X	X	X				
RAPID-SET POLYURETHANE	X	X	X	X	X	X	X	X	X	X	X			


 <p>Specialty Seal™ APPLICATION CHART PAGES 14-17</p>	Surface Material									SRW Sealer Benefits					
	Concrete Pavers	Clay Pavers	Granite/Quartz	Limestone	Marble/ Travertine	Bluestone/ Sandstone	Manufactured Stone	Fieldstone/ Boulders	Wetcast	Penetrating/ Natural Look	Film-Forming/ Enhancing	Reduce Salt & Freeze/Thaw Damage	UV Resistance	Stain Resistance	Commercial Grade
	SGX STAIN GUARD X-TREME	X	X						X	X		X		X	X
	JS JOINT STABILIZER	X	X						X	X	X				X
	CG COUNTER GUARD			X	X	X	X	X	X	X		X		X	X
	2PX TWO PART X-TREME	X	X		X	X					X	X	X		X
	S-PS PENETRATING			X	X	X	X	X			X				
S-PSX PENETRATING X-TREME			X	X	X	X	X			X			X	X	

 <p>Premium Seal™ APPLICATION CHART PAGES 20-21</p>	Surface Material										SRW Sealer Benefits				
	Concrete Pavers	Clay Pavers	Concrete Permeable Pavers	Granite/Quartz	Limestone	Marble/ Travertine	Wetcast	Manufactured Stone	Fieldstone	Concrete Retaining Walls	Penetrating/ Natural Look	Film-Forming/ Enhancing	Reduce Salt & Freeze/Thaw Damage	UV Resistance	Commercial Grade
	PSX PENETRATING X-TREME	X	X	X				X	X	X	X		X	X	X
	LGX LOW GLOSS X-TREME	X			X	X	X	X	X	X			X	X	X
	HGX HIGH GLOSS X-TREME	X			X	X	X	X	X	X			X	X	X
DG DUAL GUARD	X			X	X	X	X	X	X	X		X	X	X	


 <p>Paver Seal™ APPLICATION CHART PAGES 22-23</p>	Surface Material			SRW Sealer Benefits					
	Concrete Pavers	Clay Pavers	Concrete Permeable Pavers	Penetrating/ Natural Look	Film-Forming/ Enhancing	Reduce Salt & Freeze/Thaw Damage	Stabilizes Joint Sand	UV Resistance	
	PS PENETRATING	X	X	X	X		X		
	LG LOW GLOSS	X				X	X	X	X
HG HIGH GLOSS	X				X	X	X	X	

 <p>General Purpose Cleaners APPLICATION CHART PAGE 25</p>	Surface Material							
	Concrete Pavers	Clay Pavers	Concrete Retaining Walls	Wetcast	Granite	Limestone	Marble/ Travertine	Bluestone/ Sandstone
	PW PAVER WASH	X	X	X				
DW DUAL WASH				X	X	X	X	X

Always test a small area. Check product label for interior/exterior use. Refer to surface material manufacturer's recommendations on whether or not to seal.

 Specialty Clean™ APPLICATION CHART PAGES 26-27	Pavers		Natural Stone					Wetcast	
	Concrete Pavers/Block	Clay Pavers	Granite/Quartz	Limestone	Marble/Travertine	Bluestone/Sandstone	Fieldstone/Boulders	Wetcast	Manufactured Stone
EF EFFLORESCENCE	X	X							
MC MOLD, MOSS & MILDEW	X	X	X	X	X	X	X	X	X
CDX CLEANER DEGREASER X-TREME	X	X	X	X	X	X	X	X	X
RE RUST ELIMINATOR	X	X				X			
OC ORGANIC STAIN CLEANER	X	X	X	X	X	X	X	X	X
XY XYLENE SOLVENT	X		X	X	X		X		X
SS SEALER STRIPPER	X	X	X	X	X	X	X	X	

Always test a small area. Check product label for interior/exterior use. Refer to surface material manufacturer's recommendations.

 Diamond Blades APPLICATION CHART PAGES 48-53 Blade Type	Stone	Pavers		Wetcast		Concrete					Other			
	Natural Stone	Concrete Pavers	Clay Pavers/Brick	Wetcast	Manufactured Stone	Retaining Wall/Concrete Block	High PSI Concrete (5000 or higher)	Rebar Reinforced Concrete	Wire Mesh Reinforced Concrete	Green Concrete (12 hrs. or less)	Green Concrete (20 hrs. or more)	Cured Concrete	Asphalt	Porcelain
GENERAL PURPOSE	X	X	X	X	X	X			X		X	X		
ALL PURPOSE	X	X	X	X	X	X		X	X		X	X	X	
ABRASIVE MATERIAL										X			X	
HARD MATERIAL	X	X	X	X			X	X	X			X		X

GEOGRID: CROSS REFERENCE CHART														PAGES 37-39	
SRW		STRATA		SYNTEEN		MIRAFI		TENSAR		CARTHAGE		VERSA-LOK		GEOSTAR	
Series	LTDS	Stratagrid®	LTDS	SF	LTDS	Miragrid®	LTDS	MSE/HS	LTDS	GX®	LTDS	VersaGrid	LTDS	GeoGrid	LTDS
Universal	688	—	—	—	—	—	—	—	—	—	—	—	—	MG100	701
3 Series	1161	SG150	939	SF20	1161	2XT	1194	UX 1100	1450	SF20	1161	—	—	—	—
5 Series	2064	SG200	1919	SF35	2064	3XT	2090	UX 1400	1760	SF35	2064	VG3	2064	HP200	1884
7 Series	2867	SG350	2666	SF55	2867	5XT	2806	UX1500	2860	SF55	2867	VG5	2867	HP300	2597
8 Series	3555	SG500	3412	SF65	3555	7XT	3523	UX1600	3620	SF65	3555	—	—	—	—
9 Series	4329	SG550	4346	SF80	4329	8XT	4419	UX1700	4390	SF80	4329	VG8	4329	HP500	4442
10 Series	5160	SG650	5332	SF90	5160	—	—	UX1800	5080	SF90	5160	—	—	—	—
11 Series	5906	SG700	6292	SF110	5906	10XT	5672	—	—	SF110	5906	—	—	HP700	5970

SRW Roadbase Geogrids are also available. Call for quote and individual specs.

GEOGRID SPECIFICATIONS									
PROPERTIES	Units	3 Series	5 Series	7 Series	8 Series	9 Series	10 Series	11 Series	
Long Term Design Strength	lb/ft, MD	1161	2064	2867	3555	4329	5160	5906	
Aperture Size (avg)	MD x CMD	.79" x 1"	.79" x 1"	.79" x 1"	.79" x 1"	.79" x 1"	.63" x 1"	.63" x 1"	
Design Strength Properties	RFCR/RFID/RFD	1.51/1.05/1.10	1.51/1.05/1.10	1.51/1.05/1.10	1.51/1.05/1.10	1.51/1.05/1.10	1.51/1.1/1.05	1.51/1.05/1.1	
Wide Width Tensile Strength	% Ultimate, MD	2025	3600	5000	6200	7550	9000	10300	
Roll Widths	ft	4, 6, 12	6, 12	6, 12	6, 12	6, 12	6, 12	6, 12	
Comparative Products	—	Mirafi 2XT Strata SG150	Mirafi 3XT Strata SG200	Mirafi 5XT Strata SG350	Mirafi 7XT	Mirafi 8XT Strata SG550	—	—	

Specifications current at the time of printing. Call SRW Products 800-752-9326 for inquiries.

ROAD BASE GRID SPECIFICATIONS			
PROPERTIES	Units	Type 1	Type 2
Ultimate Strength	MD XMD	850 1300	1310 1970
Tensil at 2% Strain	MD XMD	580 920	810 1340
Load at 5% Strain	MD XMD	280 450	410 620
Aperture Size (avg)	MD XMD	1.06" 1.45"	1.10" 1.49"
Min. Rib Thickness	MD x CMD	.03" .03"	.05" .05"
Roll Widths	ft	13.1'	13.1'
Comparative Products	—	Mirafi BXG110	Mirafi BXG120

These cross-reference tables are for comparison only. This information has been obtained from the manufacturer's literature or website. It is the users' responsibility to verify that this is the most current information. All final geogrid/construction comparisons should be determined by a licensed design engineer.

FABRICS FOUND ON PAGES 28-35

GEOTEXTILE SPECIFICATIONS			NON-WOVEN FABRICS				WOVEN FABRICS	
PROPERTIES	TEST	UNITS	NW4	NW4.5	NW6	EC8	SS5	SS6
Weight (<i>typical</i>)	D5261	oz/sq yd	4	4.5	6	8	4	6
Grab Tensile Strength	D4632	lbs	100	120	160	205	200	315
Grab Elongation	D4632	%	50	50	50	50	15	15
Trap-Tear Strength	D4533	lbs	45	50	60	80	75	120
CBR Puncture	D6241	lbs	270	310	410	525	700	900
Water Flow Rate	D4491	gpm/ft ²	140	120	110	90	5	4
Permittivity	D4491	1/sec	2	1.8	1.6	1.4	.05	.05
UV Resistance (<i>500 hr</i>)	D4355	%	70	70	70	70	70	70
Apparent Opening Size	D4751	US Sieve	70	70	70	80	50	40

Specifications current at the time of printing. Call SRW Products 800-752-9326 for inquiries.

LANDSCAPE FABRIC CROSS REFERENCE CHART

SRW	DEWITT	FABRISCAPE	HANES	DALEN - GARDENEER
Residential (6 yr)	6 yr Weed Barrier	—	—	Weed Control
Contractor (10 yr)	—	—	Weed Barrier (Pro Ion)	Weed-Shield 5 yr
Professional (15 yr)	12 yr Weed Barrier	—	Weed Barrier (Pro Ion Plus)	Weed-Shield PLUS 10 yr
SB2 (10 yr)	Tygar Premium/Contractor's Select	Commercial Weed Stopper	Pro Steel	Pro-Shield Spun 2
SB3 (20 yr)	Tygar Professional/Contractor's Select Plus	Professional Spunbond	Pro Steel Plus	Pro-Shield Spun 3
GC3	—	Woven Ground Cover	Ground Cover (Pro Gold)	Pro-Shield Woven 3
GC PRO	Sunbelt	—	—	—
LS3	Filter Fabric	Professional Non-Woven	Filter Fabric	—
Pro Plus IV	20 yr Weed Barrier	Woven Weed Restrictor	Pro Platinum	20-yr Weed-Shield Premium
Pro Plus V	Pro 5	Woven Weed Restrictor Plus	Pro Platinum Plus	Professional Weed-X

These cross-reference tables are for comparison only. This information has been obtained from the manufacturers' literature or website. It is the users' responsibility to verify that this is the most current information. All final geogrid/construction comparisons should be determined by a licensed design engineer.

CONSTRUCTION FABRIC CROSS REFERENCE CHART

SRW	MIRAFI	WILLACOOCHÉ	PROPEX	US FABRICS	CARTHAGE	LINQ	SKAPS
NW4	140NC	400N	Geotex 451	US 115NW	FX 40HS	130EX	GRT 140
NW4.5	140N	450N	Geotex 401	US 120NW	FX 45HS	140EX	GT 142
NW6	160N	600N	Geotex 601	US 160NW	FX 60HS	150EX	GT 160
NW7	170N	700N	Geotex 701	US 180NW	FX 70HS	160EX	GT 170
EC8	180N	800N	Geotex 801	US 205NW	FX 80HS	180EX	GT 180
NW10	1100N	1000N	Geotex 1001	US 270NW	FX 100HS	250EX	GT 110
NW12	1120N	1200N	Geotex 1201	US 300NW	FX 120HS	275EX	GT 112
NW16	1160N	1600N	Geotex 1601	US 380NW	FX 160HS	350EX	GT 116
SS5	500X	200W	200 ST	US 200	FX 55	GTF 200	SW 200
SS6	600X	315W	315 ST	US 315	FX 66	GTF 300	SW 315

HIGH PERFORMANCE FABRIC CROSS REFERENCE CHART

SRW	MIRAFI	WILLACOOCHÉ	PROPEX	US FABRICS	CARTHAGE	SKAPS	THRACE/LINQ
SRW 270HP	HP270	WINFAB 270HP	2x2HF	US 2600	—	—	—
SRW 370HP	HP370	WINFAB 370HP	3x3HF	US 3600	FX 300MF	—	GTF 370
SRW 4x4	HP565	WINFAB 4x4	4x4	US 4800	FX 400MF	—	GTF 500
SRW 570HP	HP570	WINFAB 570HP	4x4HF	US 4800	FX 400MF	—	GTF 570
SRW 770HP	HP770	WINFAB 770HP	4x6	US 7200	—	—	—
SRW MM300	FW300	WINFAB 2300	—	US 830	—	—	—
SRW MM402	FW402	WINFAB 2197	111F	US 1540	Carthage 15%	GTF 400 EO	GTF 400 EO
SRW MM403	FW403	WINFAB 2403	—	US 840	—	—	—
SRW MM404	FW404	WINFAB 2404	—	US 230	FX-230M	—	GTF 404
SRW MM700	FW700	WINFAB 2199	104F	US670	Carthage 6%	M706	GTF 400 E
Permeable 350	—	—	—	—	—	—	—



Contact us: 800-752-9326
View our digital catalog at SRWProducts.com