

Type I Octagonal Technical Chart

Used for Street Lighting, Parking Lot and Security Lighting, Recreational and Industrial Lighting



Direct Embedment

CATALOG NUMBER SMOOTH GRAY	MOUNTING HEIGHT (Ft.)	POLE WEIGHT (Lbs.)	OVERALL LENGTH (Ft.)	POLE SIZE (In.)		EPA AT POLE TIP (Sq. Ft.)					ULTIMATE GROUNDLINE MOMENT (Ft. Lbs.)	BREAKING LOAD 2 Ft. FROM TIP (Lbs.)
				TIP	BUTT	90 MPH	110 MPH	130 MPH	140 MPH	160 MPH		
151012	11.5	450	15.0	5.0	6.83	49	31	21	18	13	9,400	989
201012	16.0	668	20.0	5.0	7.44	41	26	1	14	9	11,600	828
251012	20.5	924	25.0	5.0	8.05	34	20	13	10	6	13,700	740
301012	25.0	1,221	30.0	5.0	8.66	29	17	10	7	4	15,900	691
351012	29.5	1,565	35.0	5.0	9.27	24	13	7	5	1	17,700	643
401012	34.0	1,956	40.0	5.0	9.88	20	10	4	2	0	19,400	606

General Information

1. Different colors, finishes and exposed aggregates are available upon request.
2. Longer lengths of poles available upon request.
3. All corners are chamfered.
4. 7,000 PSI gray concrete is standard; higher strengths are available if required. The EPA's listed for poles using 7,000 psi concrete shall be reduced by 15% when decorative mixes are used.
5. STRENGTH: In most cases a higher ground line moment and a higher breaking strength and EPA can be attained without going to a larger pole.
6. EFFECTIVE PROJECTED AREA (EPA): Lonestar Prestress Mfg. concrete poles and mounting arms have been designed in accordance with accepted engineering practices to be structurally capable of withstanding wind loads and velocity pressure per ASCE 7-05. Poles to meet higher wind loads are available.
7. HOLES: Holes are precast to meet your specifications and requirements for mounting attachments, most any desired arrangement can be provided. Contact Lonestar Prestress Mfg. for any questions about field drilling light poles.
8. INSTALLATION: Lonestar Prestress Mfg. concrete poles are designed for setting directly into the ground, without the use of precast foundations, similar to the setting of wood poles. After the hole is drilled, the pole is set and plumbed, the earth is then backfilled and tamped. The depth is dependent on the nature of the soil and the anticipated load. Where it is impossible to embed the poles in the ground, such as on bridges or overpasses, a bolt-down base plate is available.
9. To specify a base plate for base mounted poles add the suffix BP to catalog numbers. Customer to supply the bolt circle drawings or template.



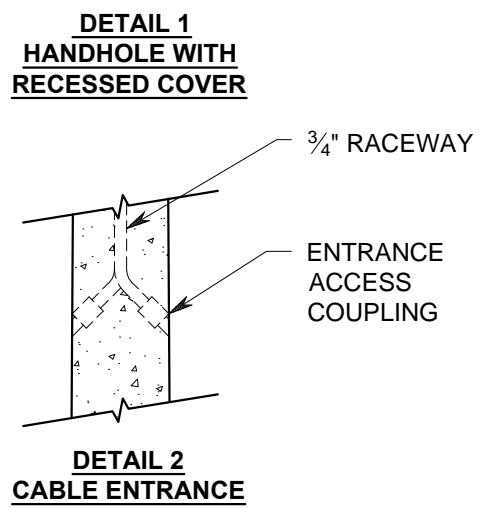
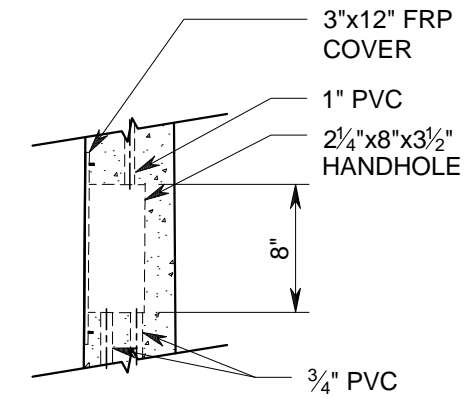
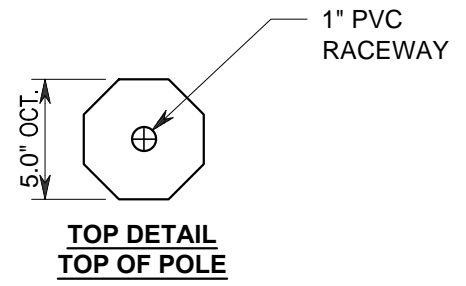
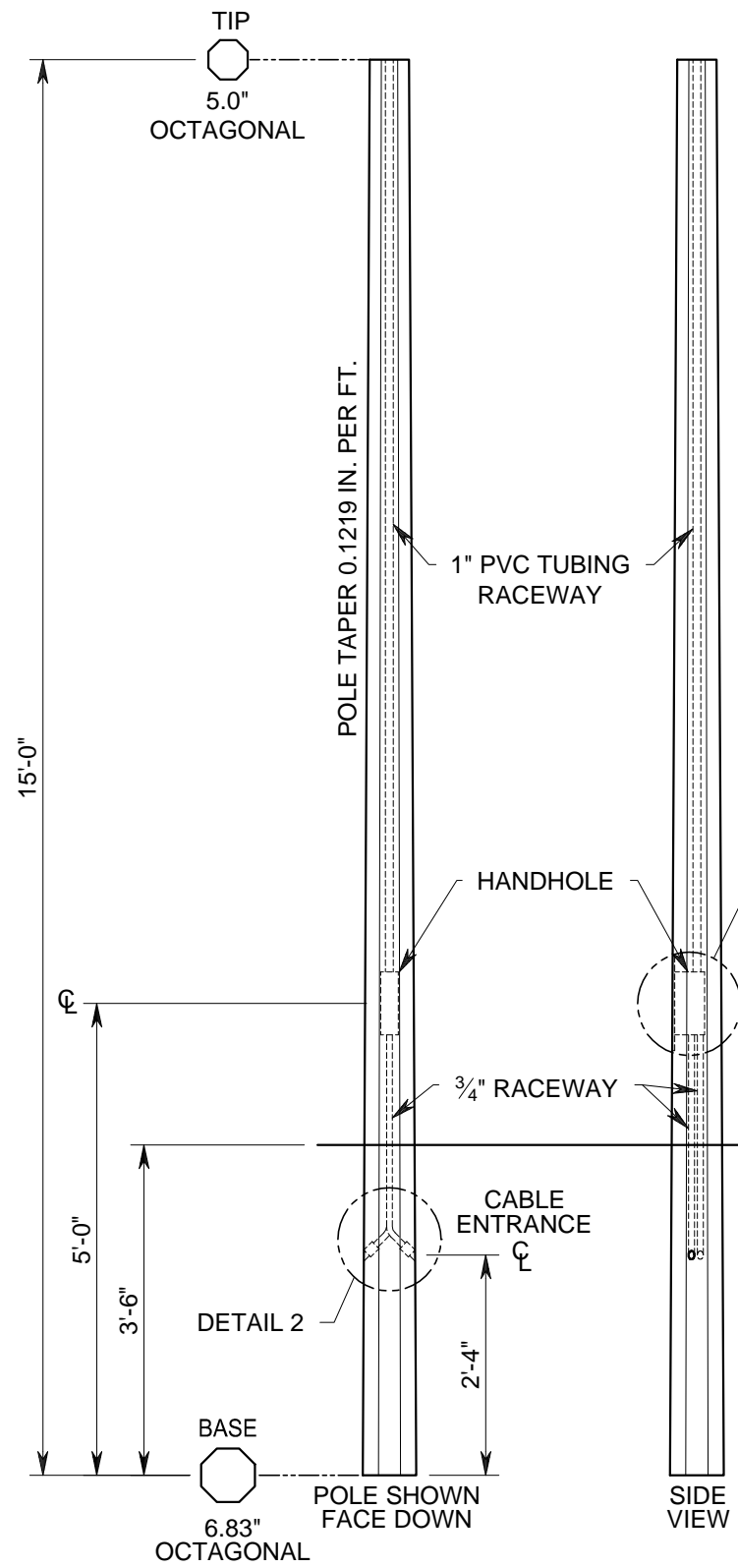
STOCK CODE:
DISTRIBUTOR:



8892 Hwy 159 E
Bellville, TX 77418
www.lonestarprestress.com
Tel: (713) 896-0994
Fax: (713) 896-0762

DWG. NO:	REV.
CAT. NO: 151012	DATE: 8/4/17
PROJECT:	

TEXAS PROFESSIONAL ENGINEERS REG. NO. F-9055
APPROVED BY: _____ DATE: _____



Rule of Thumb: 10% of length of pole plus 2 feet.
Actual depth of embedment to be determined by customer.

DESCRIPTION: 15'-0" TYPE I (OCT.) TOP MOUNT POLE		
TRUCK LOAD QTY:	DRWN: BD	CHKD:
WEIGHT: 450 LBS.	QTY:	
FINISH: SMOOTH FORM GRAY		

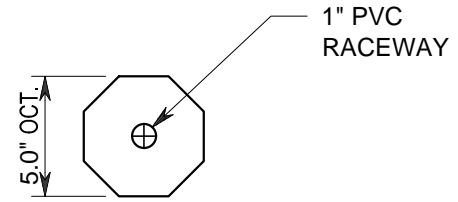
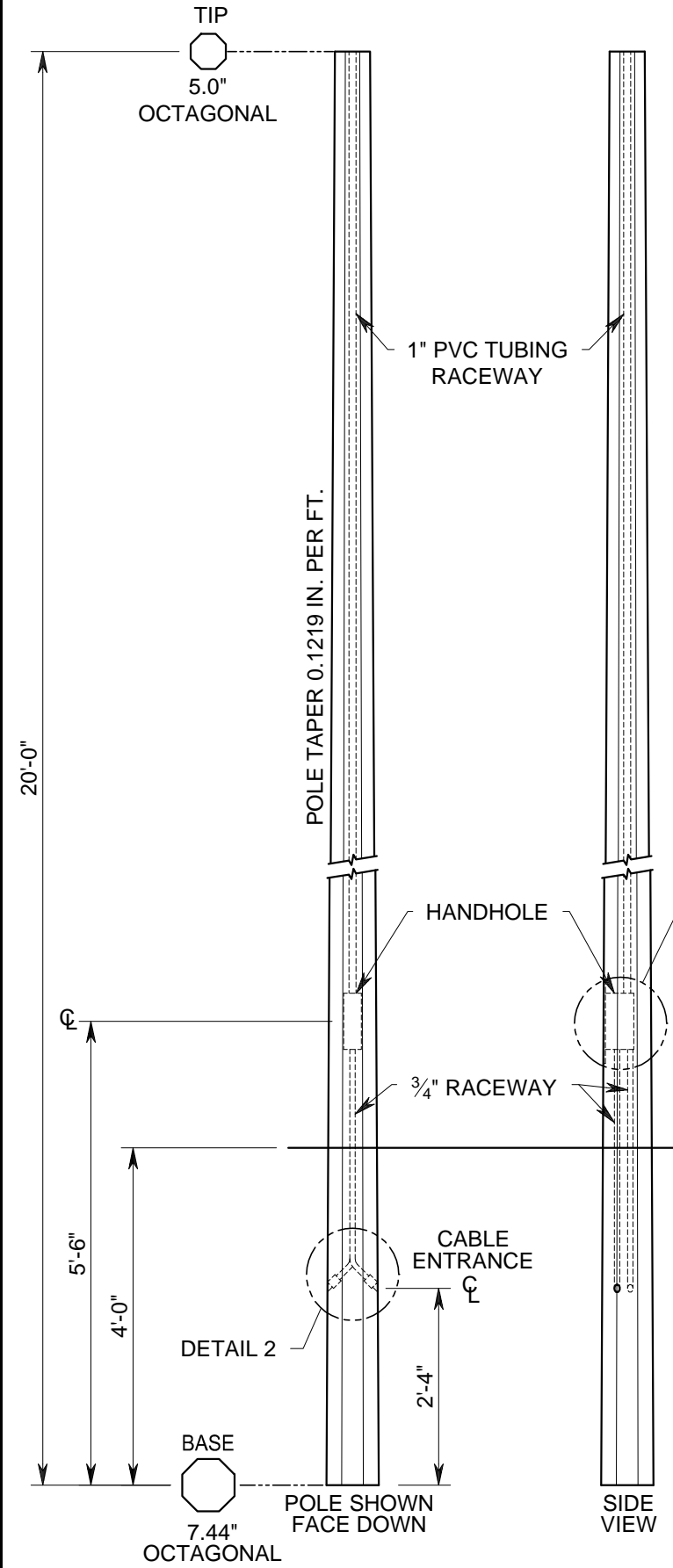
STOCK CODE:
DISTRIBUTOR:



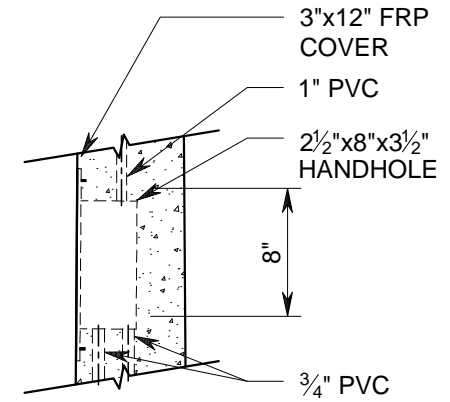
8892 Hwy 159 E
Bellville, TX 77418
www.lonestarprestress.com
Tel: (713) 896-0994
Fax: (713) 896-0762

DWG. NO.:
CAT. NO.: 201012
PROJECT:
REV.:
DATE: 8/4/17

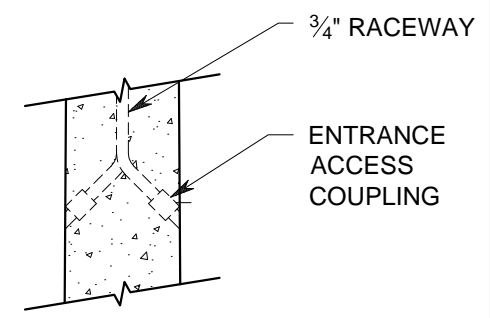
TEXAS PROFESSIONAL ENGINEERS REG. NO. F-9055
APPROVED BY:
DATE:



**TOP DETAIL
TOP OF POLE**



**DETAIL 1
HAND HOLE WITH
RECESSED COVER**



**DETAIL 2
CABLE ENTRANCE**

Rule of Thumb: 10% of length of pole plus 2 feet.
Actual depth of embedment to be determined by customer.

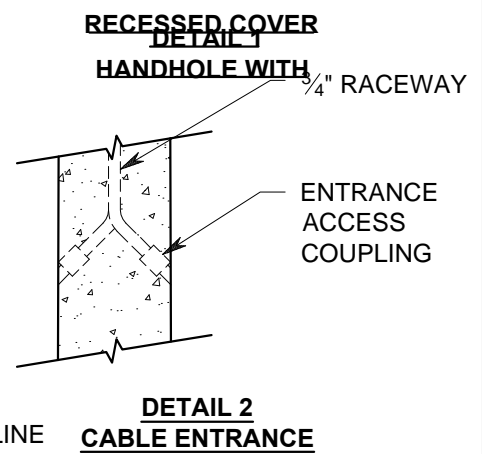
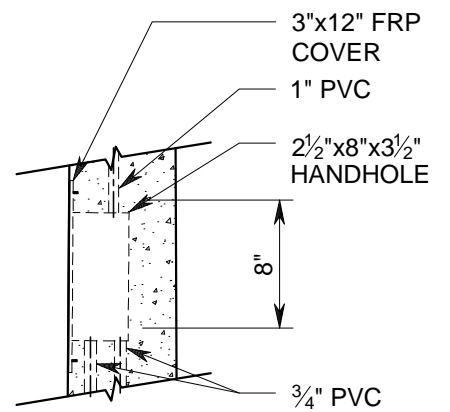
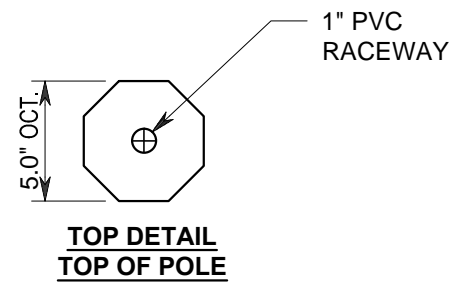
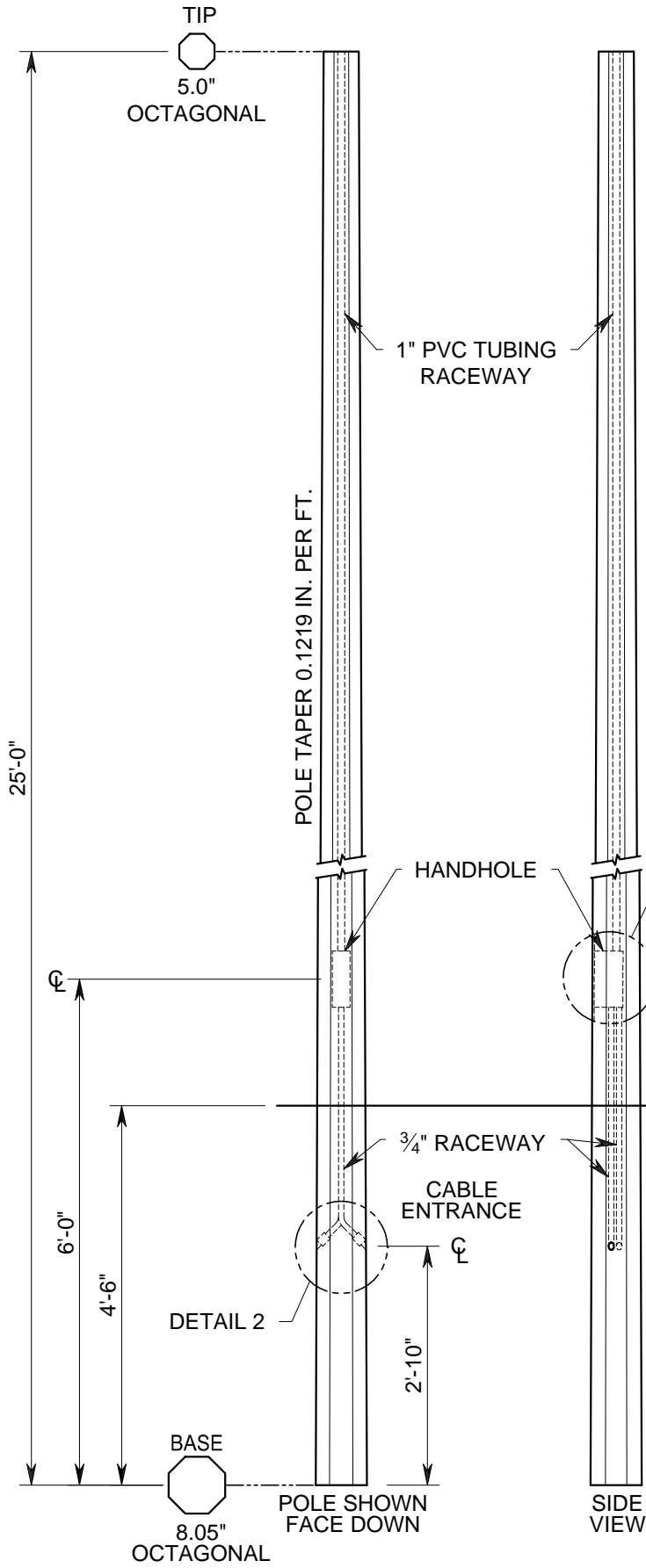
DESCRIPTION: 20'-0" TYPE I (OCT.) TOP MOUNT POLE			
TRUCK LOAD QTY:		DRWN: BD	CHKD:
WEIGHT:	668 LBS.	QTY:	
FINISH:	SMOOTH FORM GRAY		

STOCK CODE:
DISTRIBUTOR:



8892 Hwy 159 E
Bellville, TX 77418
www.lonestarprestress.com
Tel: (713) 896-0994
Fax: (713) 896-0762

DWG. NO:	REV.
CAT. NO: 251012	DATE: 8/4/17
PROJECT:	
TEXAS PROFESSIONAL ENGINEERS REG. NO. F-9055	
APPROVED BY:	DATE:



Rule of Thumb: 10% of length of pole plus 2 feet.
Actual depth of embedment to be determined by customer.

DESCRIPTION: 25'-0" TYPE I (OCT.) TOP MOUNT POLE			
TRUCK LOAD QTY:	51	DRWN: BD	CHKD:
WEIGHT:	924 LBS.	QTY:	
FINISH:	SMOOTH FORM GRAY		

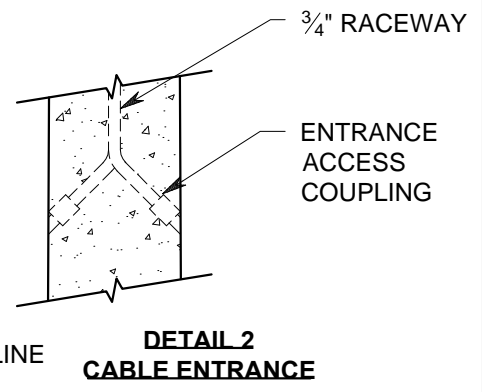
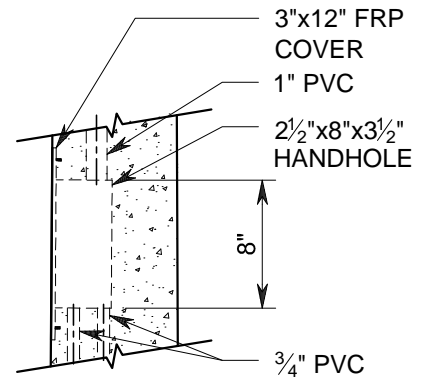
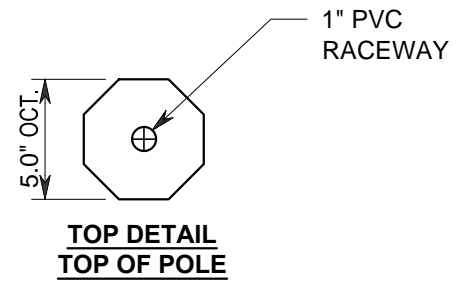
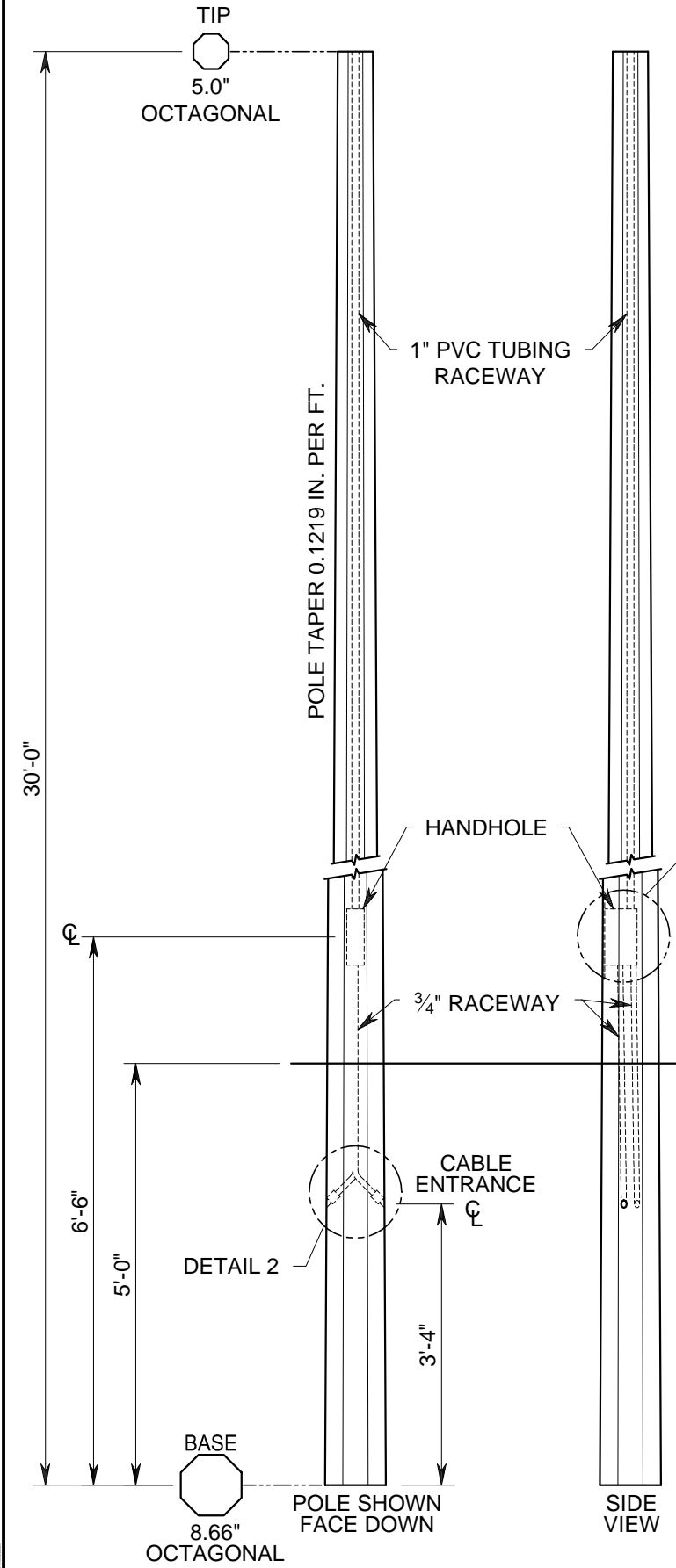
STOCK CODE:
DISTRIBUTOR:



8892 Hwy 159 E
Bellville, TX 77418
www.lonestarprestress.com
Tel: (713) 896-0994
Fax: (713) 896-0762

DWG. NO: REV.
CAT. NO: 301012 DATE: 8/4/17
PROJECT:

TEXAS PROFESSIONAL ENGINEERS REG. NO. F-9055
APPROVED BY: DATE:



Rule of Thumb: 10% of length of pole plus 2 feet.
Actual depth of embedment to be determined by customer.

DESCRIPTION: 30'-0" TYPE I (OCT.) TOP MOUNT POLE			
TRUCK LOAD QTY:	39	DRWN: BD	CHKD:
WEIGHT:	1,221 LBS.	QTY:	
FINISH:	SMOOTH FORM GRAY		

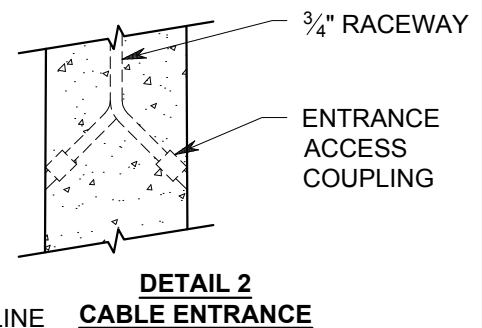
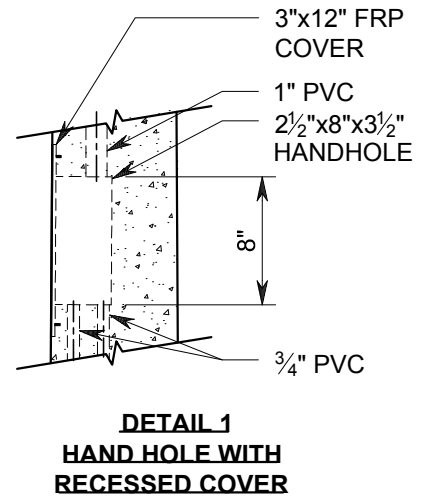
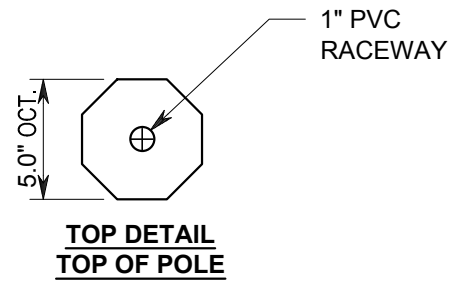
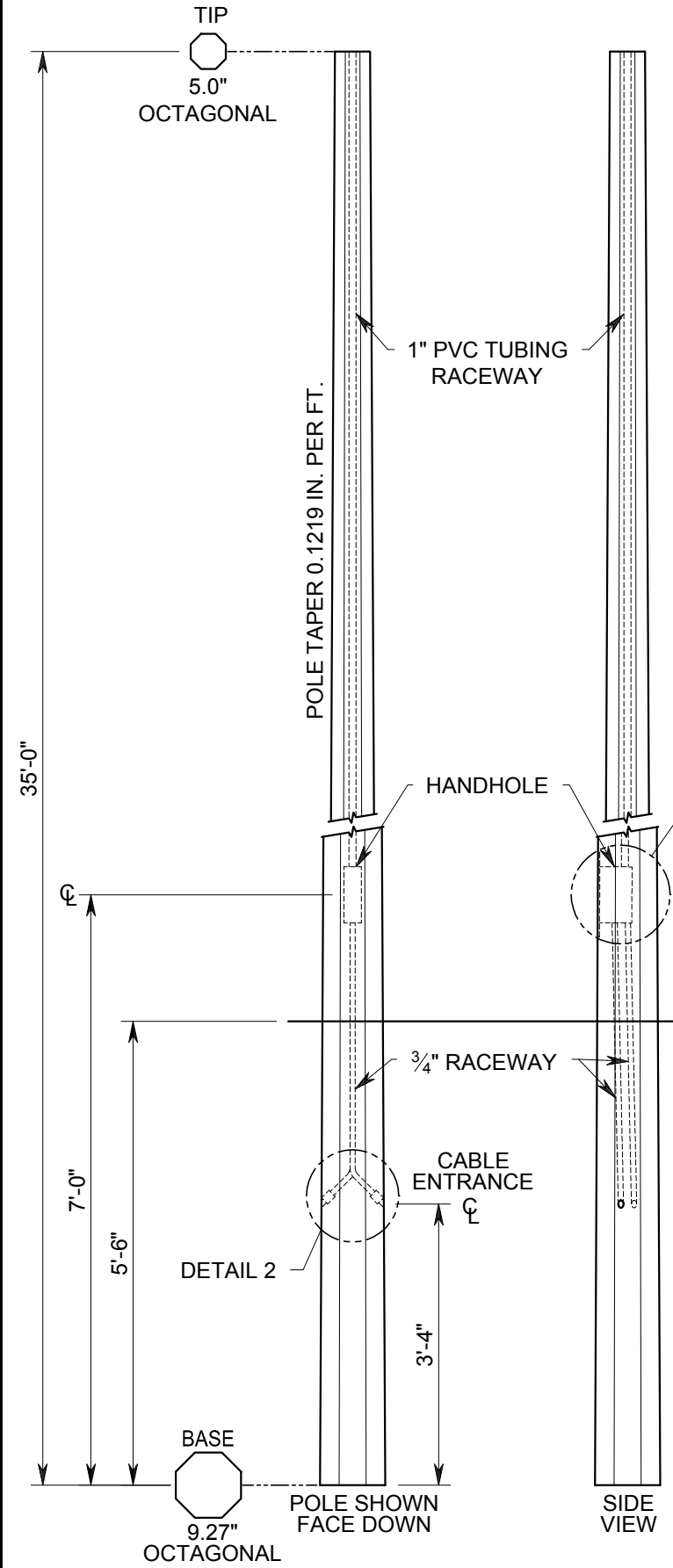
STOCK CODE:
DISTRIBUTOR:



8892 Hwy 159 E
Bellville, TX 77418
www.lonestarprestress.com
Tel: (713) 896-0994
Fax: (713) 896-0762

DWG. NO: REV.
CAT. NO: 351012 DATE: 8/4/17
PROJECT:

TEXAS PROFESSIONAL ENGINEERS REG. NO. F-9055
APPROVED BY: DATE:



Rule of Thumb: 10% of length of pole plus 2 feet.
Actual depth of embedment to be determined by customer.

DESCRIPTION: 35'-0" TYPE I (OCT.) TOP MOUNT POLE			
TRUCK LOAD QTY:	30	DRWN: BD	CHKD:
WEIGHT:	1,565 LBS.	QTY:	
FINISH:	SMOOTH FORM GRAY		

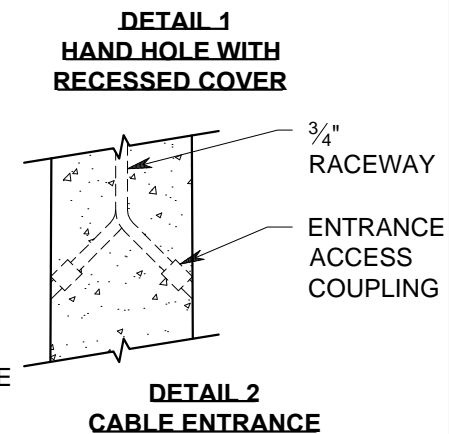
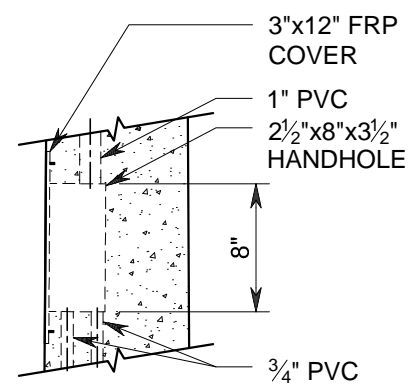
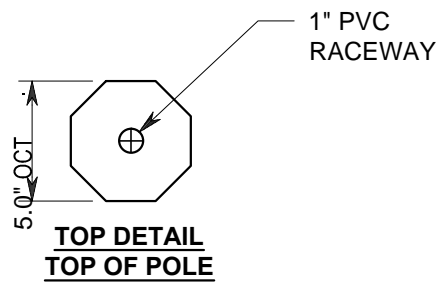
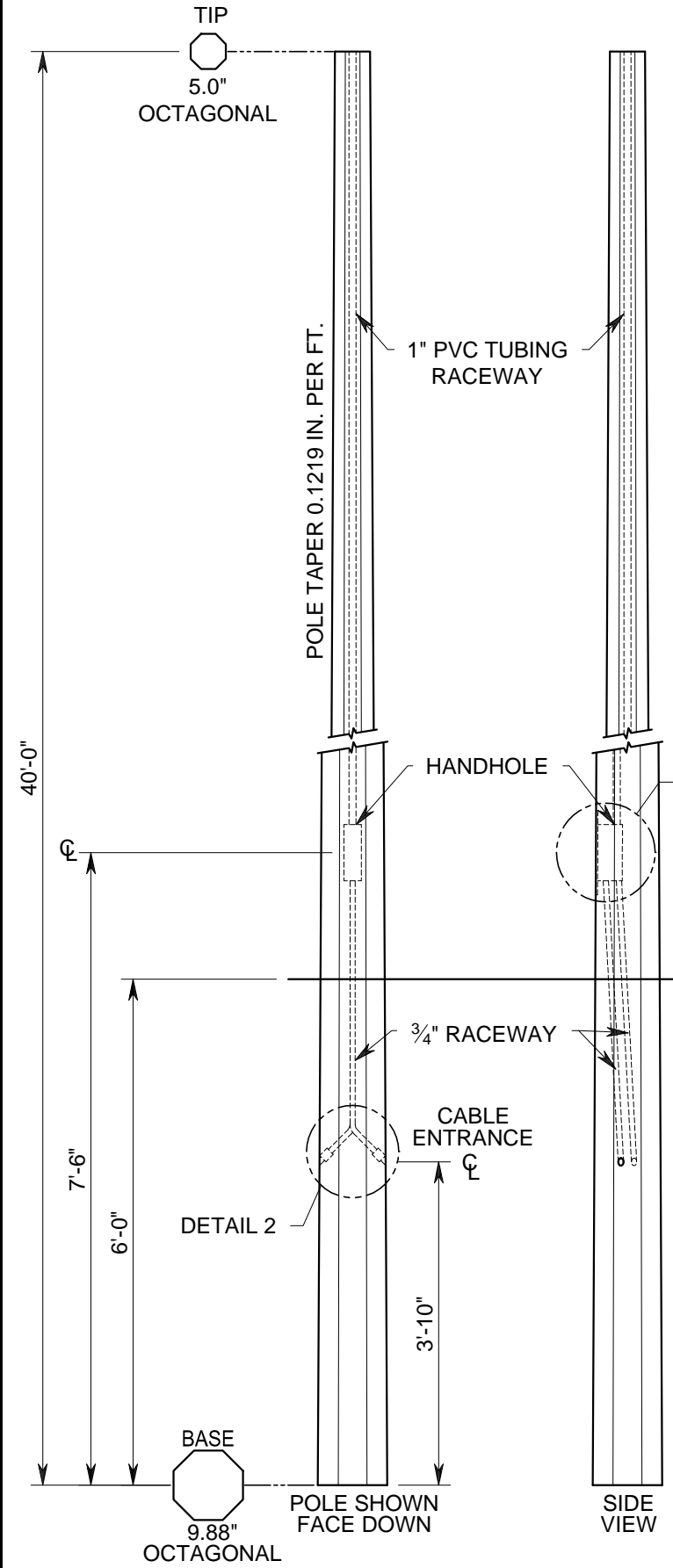
STOCK CODE:
DISTRIBUTOR:



8892 Hwy 159 E
Bellville, TX 77418
www.lonestarprestress.com
Tel: (713) 896-0994
Fax: (713) 896-0762

DWG. NO.:
CAT. NO: 401012
PROJECT:
REV.:
DATE: 8/4/17

TEXAS PROFESSIONAL ENGINEERS REG. NO. F-9055
APPROVED BY:
DATE:



Rule of Thumb: 10% of length of pole plus 2 feet.
Actual depth of embedment to be determined by customer.

DESCRIPTION: 40'-0" TYPE I (OCT.) TOP MOUNT POLE			
TRUCK LOAD QTY:	24	DRWN: BD	CHKD:
WEIGHT:	1,956 LBS.	QTY:	
FINISH:	SMOOTH FORM GRAY		