



Community Kiln



What's New

BY NATALIE DAHL

We are finally being greeted by the daffodils of Spring outside of the studio doors which could only mean that our Spring 2026 students have joined us inside of the studio. This newsletter has a lot of great resources and programming for students new and old, so make sure to read it through! As we approach our 10th year of business, our program has grown and shifted so much. In order to understand our community and program needs, we have a link to an important survey on page 6. Please take a few additional minutes to complete the anonymous survey and have your voice be heard. Feedback will be taken into consideration for programming Fall 2026 and beyond.

Inside:

College Level Studio Membership	pg. 2
Volunteer Opportunities	pg. 3
Studio Happenings	pg. 4
Amazing Glazes	pg. 5
Take our Survey	pg. 6
Staying Updated	pg. 6
Check out these Opportunities!	pg. 7-17

College Level Studio Membership

APPLY BY APRIL 30TH, 2026!

The College Level Studio Membership will be for the months of June, July and August at no cost for all three months. The intention of this offering is for students studying ceramics in higher education to have a space to continue their artistic practices over the summer, and build their knowledge of ceramics. Depending on the institution, additional college credits may be applied for.

Qualifications-

- Be studying ceramics (or a related field) in a 2 or 4 year program
- Willingness to volunteer 2-5 hours a week in our studio. (We are flexible with vacation dates)
- Transportation to our Framingham, MA location
- Attend a mandatory information session before independent work

Applications are open now and can be found through [clicking this link](#) or visiting the "Summer 2026" page at www.brickstack.org. Acceptance of participation will be communicated by May 10th, 2026.



Personal Testamony



"My experience at Community Kiln is a fond memory. I felt supported as an artist by Natalie and the studio members who were actively interested in my life and in my practice; it felt like a stepping stone into the working world at as ceramist. I learned a lot about running and managing a studio outside of an academic environment. It was my first experience working at a studio outside of college.

The time I spent at Community Kiln taught me that I will forever be learning and growing in this field. Absorbing information from others and sharing what knowledge I have to them as well. I learned that a lot of time and energy goes into running a ceramics studio but it solidified my want to work at a community studio in the future"

-Chelsea Perreault,
College Level Studio Membership, Summer 2024

Volunteer Opportunities

GET INVOLVED AT COMMUNITY KILN



Volunteers are valued members of our team at Community Kiln. New for the Winter 2026 semester and beyond, we are looking for volunteers to assist instructors in some classes and studio activities. Volunteer hours are open to past and present students of Community Kiln who wish to make an impact in the clay community. Due to the nature of our program, we can currently only accept past or present Community Kiln students that have familiarity with our program and operations. All re-occurring volunteers must pass a CORI check.

To say “thank you” to those who provide their help to the studio, volunteers who have completed at least 18 hours in a semester will receive pre-registration for classes. To qualify for pre-registration, volunteer hours will be tracked starting immediately after the registration time period and continue until the next registration date. In order to allow for more community use and equity only one volunteer per class can sign up, first-come, first-served.

WEEKEND ASSISTANCE POSITION

This position is good for anyone who enjoys working in the studio during the weekend.

Volunteers would provide... extra help with basic tasks such as cleaning, organizing and labeling. Volunteers will monitor the door and buzzer system while studio assistants are working in the back rooms/away from hearing the intercom system. These volunteers would report to the studio assistant on duty for relevant tasks to complete. Volunteers are not able to work on their own art projects during a volunteer shift.

Volunteers can **sign up through this form** and will be decided via random lottery to provide equality and fairness. Calendar dates will be decided at least 2 weeks in advance and communicated via email.

KIDS AND TEEN CLASS VOLUNTEER

This position is good for anyone who enjoys working with Kids. For our Thursday Teen Class, someone who is skilled in wheelthrowing is a bonus.

Volunteers would provide... extra help for kids who are working on a challenging project, help with maintaining a class schedule and help during transitional times. **Email ndahl@smoc.org with volunteer interest for this position.**

Kids Clay- Tuesday 4-6PM

Teen Clay- Thursday 4:15-6:15PM



Upcoming Events



College Level Studio Membership

Applications open now



The College Level Studio Membership will be for the months of June, July and August at no cost for all three months- offering students studying ceramics in higher education to have a space to build their knowledge of ceramics.

This program is now accepting applications. View qualifications and more by visiting www.brickstack.org under the "Summer 2026" tab

Made for Each Other

April 18th, 6-9PM

What happens when you create something not for yourself... but for the person sitting next to you?

In this fun workshop, each pair will hand-build a ceramic piece for the other. Perhaps a mug, cup, small bowl, or trinket dish.

Come with someone special – or invite someone you've been meaning to spend more intentional time with.

More information and registration at www.brickstack.org

Charcuterie Sets

May 2nd, 6-9PM

Make a ceramic charcuterie board to hold the best spread imaginable. Define your board with personalized divots, text, patterns and paintings to be the center of your next gathering. Instructor Amy Snyder will teach you how to create an original charcuterie board to enjoy now and for years to come. Bring a friend or two for a fun night out!


More information and registration at www.brickstack.org

Intro to Clay

**June 29th - July 1st,
9:30-11:30AM**

This summer program is an introduction to ceramics for our littlest artists. Students aged 6-10 will explore clay through pinching, coiling, slab building, and mini sculpture projects. Throughout the three days, youth students will be presented with mini projects and games to grow their joy for ceramics!

More information and registration at www.brickstack.org



What is a Mason Stain?

ADD SOME COLOR TO YOUR CLAY!

A mason stain is a colored, powdered pigment comprised of oxides and frits. Mason stains can be used in a variety of different ways. They can be...

- Added to ceramic slips
- Mixed into clay to create uniquely colored clay bodies
- Mixed with water to create a ceramic wash
- Used in ceramic glazes to provide vibrant pigment




At Community Kiln, we use mason stains in our Ruby Red and Obsidian glazes. These pre-made pigments help us to achieve dark black and bright red finishes. Curious about using your own mason stains? Mason stains are generally very stable and easy to use. Follow manufacturer's orders of how much pigment to add to your base recipe to achieve the best color results. If you are wedging mason stains into your own clay, we ask that you purchase your own piece of cloth or canvas to wedge on top of and do not wedge on any Community Kiln surfaces.

Amazing Glazes


Stunning combinations using Community Kiln glazes!



Aqua/Marigold
By Joseph



Floating/Black Beauty with a
Randy's Red Rim
By Rick



Floating and Aqua sponged over
White Liner
By Sarah

Take Our Survey!

WE WANT TO HEAR YOUR FEEDBACK

As we approach our 10th year as Community Kiln, we are looking to hear from students about our offerings and gather your feedback about how we can continue to serve you. It comes as no surprise that we are bursting at the seams with students new and old wanting to participate in our program. As registration continues to get busier, we are looking deeper into what aspects of our program are successful, and which could use some more care. **The results of this survey will be collected by May 15th, 2026** and taken into consideration while evaluating our program for Fall 2026 and beyond. We appreciate you taking the time to fill out our survey.

The results of this survey are completely anonymous so please answer honestly and to the best of your ability. The questions will outline several different aspects of the Community Kiln program, asking for your thoughts on each. There is opportunity for open ended answers at the end of the survey. Please feel free to complete the survey if you are a past or present student of Community Kiln in any of the following programs: 10 week long course, 5 week long course, studio membership, workshop, and private lesson. Physical copies of the survey can be found in the office and returned to any instructor, studio assistant or the program manager.

Click this text to be directed to the survey.



Follow the QR Code to the Survey

Staying Updated

Please check your student account to pay any outstanding fees from Spring 2026

Follow us!

 @CommunityKilnCeramics

 @community_kiln



We have Community Kiln merchandise and ceramic tools for sale in the office!



Please see a CK employee if you would like to purchase anything

We are constantly updating our website and would love to use any images of your work, daily studio activities, classes and teachers or our studio community. **Do you have an image you would like to share?** Submit your images to ndahlesmoc.org with the artist's name and title of the work.

OPEN STUDIO



APRIL

Masks Required
Thursday

2026

SUN	MON	TUE	WED	THU	FRI	SAT
			1	2	3	4
		No Open Studios Semester Break				
5 Open Studio 10:00-4:00PM	6 Open Studio 1:30-4:30PM	7	8 Open Studio 2:00-5:00PM	9 Open Studio 1:00-4:00PM	10 Open Studio 12:30-3:30PM	11 Open Studio 10:00-4:00PM
12 Open Studio 10:00-4:00PM	13 Open Studio 1:30-4:30PM	14	15 Open Studio 2:00-5:00PM	16 Open Studio 1:00-4:00PM	17 Open Studio 12:30-3:30PM	18 Open Studio 10:00-4:00PM
19 Open Studio 10:00-4:00PM	20	21	22	23	24	25
		No Open Studios April Vacation				
26 Open Studio 10:00-4:00PM	27 Open Studio 1:30-4:30PM	28	29 Open Studio 2:00-5:00PM	30 Open Studio 1:00-4:00PM		

OPEN STUDIO



MAY

Masks Required
Thursday

2026

SUN	MON	TUE	WED	THU	FRI	SAT
					1 Open Studio 12:30-3:30PM	2 Open Studio 10:00-4:00PM
3 Open Studio 10:00-4:00PM	4 Open Studio 1:30-4:30PM	5	6 Open Studio 2:00-5:00PM	7 Open Studio 1:00-4:00PM	8 Open Studio 12:30-3:30PM	9 Open Studio 10:00-4:00PM
10 Open Studio 10:00-4:00PM	11 Open Studio 1:30-4:30PM	12	13 Open Studio 2:00-5:00PM	14 Open Studio 1:00-4:00PM	15 Open Studio 12:30-3:30PM	16 Open Studio 10:00-4:00PM
17 Open Studio 10:00-4:00PM	18 Open Studio 1:30-4:30PM	19	20 Open Studio 2:00-5:00PM	21 Open Studio 1:00-4:00PM	22 Open Studio 12:30-3:30PM	23 Open Studio 10:00-4:00PM
24 No Open Studios Memorial Day	25	26	27 Open Studio 2:00-5:00PM	28 Open Studio 1:00-4:00PM	29 Open Studio 12:30-3:30PM	30 Open Studio 10:00-4:00PM
31 Open Studio 10:00-4:00PM						

Made for Each Other

A CREATIVE NIGHT FOR COUPLES, FRIENDS & KINDRED SPIRITS

Saturday, April 18th, 6-9PM

What happens when you create something not for yourself... but for the person sitting next to you?

In this fun workshop, each pair will hand-build a ceramic piece for the other. Perhaps a mug, cup, small bowl, or trinket dish. Each designed with their personality and everyday rituals in mind. Before you begin, you'll take a quiet moment to reflect on what we appreciate about the person you came with, whether that's a partner, a friend, a sister, a parent, or someone you simply love sharing time with. You'll be guided step-by-step through beginner-friendly hand-building techniques. You'll add textures, stamps, carved initials, or subtle symbols that hold meaning between you. At the end of the evening, you'll exchange your creations, a handmade reminder of your shared experience.

Come with someone special — or invite someone you've been meaning to spend more intentional time with.



\$50
per
student

COLLEGE STUDIO MEMBERSHIP PROGRAM

The College Level Studio Membership will be for the months of June, July and August at no cost for all three months. The intention of this offering is for students studying ceramics in higher education to have a space to continue their artistic practices over the summer, and build their knowledge of ceramics.

QUALIFICATIONS-

- Be studying ceramics (or a related field) in a 2 or 4 year program
- Willingness to volunteer 2-5 hours a week in our studio. We are flexible with vacation dates, etc.
- Transportation to our Framingham, MA location
- Acceptance of participation by May 10th
- Attend a mandatory information session before independent work

OPEN NOW!

Apply on our website
www.brickstack.org
under "Summer 2026"
& send your portfolio to
ndahl@smoc.org

SUBMISSIONS DUE APRIL 30TH



COMMUNITY KILN
AT BRICK STACK ARTS CENTER

A PROGRAM OF **SMOC**



CHARCUTERIE SETS CLAY NIGHT OUT!

SATURDAY, MAY 2ND, 6-9PM

Invite a friend or two and join us on Saturday, May 2nd from 6 to 9pm. We will be making free-form charcuterie boards with small bowls for dips and condiments.

These unique serving pieces are perfect for cheeses and meats, but also look great with fruits, cookies or whatever your heart desires. As a special bonus, we'll have a live demo (and tasting) on creating a truly gorgeous spread with a talented guest charcuterie expert! Your pieces will be fired and ready to enjoy in a few weeks time. \$65 registration includes instruction, all materials, tools and glazes, plus snacks and tons of good vibes. Ages 17 and up

MORE INFORMATION AND REGISTRATION
WWW.BRICKSTACK.ORG





Berry Sweet!

**MAY
29TH**

FRIDAY

**6:00 - 9:00
PM**

Spring calls for fresh berries, farmers markets, and handmade pieces that celebrate the season.

In this beginner-friendly workshop, you'll hand-build your own ceramic berry bowl or mug-style colander perfect for rinsing all sorts of berries straight from the market. You'll learn how to shape a functional bowl or handled colander, create drainage holes, and add decorate it with a colorful palette. The result a functional piece that feels right at home on your kitchen counter all season long.

46 Park Street, Framingham, MA

**More information and registration
at www.brickstack.org**

**\$50
per student**



**COMMUNITY KILN
AT BRICK STACK ARTS CENTER
A PROGRAM OF SMOG**

Intro to Clay

June 29th-July 1st,
9:30-11:30AM

\$105

This summer program is an introduction to ceramics for our littlest artists. Students aged 6-10 will explore clay through pinching, coiling, slab building, and mini sculpture projects. Throughout the three days, youth students will be presented with mini projects and games to grow their joy for ceramics!

Class takes place at our Framingham studio from 9:30-11:30AM, June 29th-July 1st. We recommend that students attend all days— there will not be make up sessions available.

\$105, all materials included.



**SIGN UP AND REGISTER NOW
AT WWW.BRICKSTACK.ORG**

SUMMER CLASSES 2026



**COMMUNITY KILN
AT BRICK STACK ARTS CENTER**

A PROGRAM OF **S M C**

SUMMER 1
July 5 - August 8th

SUMMER 2
August 16th -
September 19th

Kids Clay

Tuesday 4PM - 6PM

Students ages 9 -12 will learn to create one of a kind ceramics using basic handbuilding techniques. Tuition includes instruction, clay, glaze, underglazes, and firing. Each session meets for 5 weeks.

\$175

Teen Clay

***Thursday 4:15PM -
6:15PM***

Teens ages 13-18 will explore methods and strategies to create their own, unique ceramic pieces. With a focus on handbuilding techniques, students will learn to make a variety of functional items such as bowls, mugs and dishes, as well as decorative objects. Each session meets for 5 weeks.

\$215

TALK TO US

communitykiln@smoc.org
508-309-4604

WWW.BRICKSTACK.ORG

TOOLS FOR SALE

COMMUNITY KILN

LT5  \$5

KSP4  \$6

Mudtools Do All  \$25



Wooden Rib  \$8


S-10 X Serrated  \$3

S-4 X Scraper  \$3


S-6 X Scraper  \$3

S-11S Serrated  \$4

Mudtools R5  \$9

Mudtools Y1  \$9

Mudtools G2  \$9

Mudtools B3  \$9

TOOLS FOR SALE

COMMUNITY KILN

Pin Tool



\$4

COH Fettling Knife



\$5

Wire Cutter



\$5

Hake 1' Glaze Brush



\$4.25

Sponge



\$2

Chamois



\$.50

Kemper 402



\$6

Wood Tool



\$1

Calipers



\$10

Kemper WLS



\$4

Doo Woo Paddle 4-9



\$25

TOOLS FOR SALE

COMMUNITY KILN

Beginner Tool Set

\$30



Sponge



Large Loop Tool



Small Loop Tool



Clay Cutter



Needle Tool



Wooden Rib

Metal Rib



Wooden Knife