



# Community Kiln



## *What's New*

**BY NATALIE DAHL**

What wonderful gifts late July and August has brought. We had a fantastic fairy house workshop where pairs were able to create the woodland houses of their dreams. We also have some more community events approaching, like our first ever pot swap; We hope that you will join us for some time together! Made possible by the Massachusetts Cultural Council, Community Kiln and various donors, we are hosting a FREE luster firing workshop. Read more about it in this issue. We ask that students enrolled in the workshop are able to attend our MANDATORY meeting on Saturday, August 16<sup>th</sup> from 1-2PM and are a past or present Community Kiln student. Happy potting!


## *Inside:*

Overglaze Firings	pg. 2
Ceramic Lusters	pg. 2
Upcoming Events	pg. 3
Amazing Glazes	pg. 4
Teacher Surveys	pg. 5
Staying Updated	pg. 5
Check out these Opportunities!	pg. 6-17


# Overglaze Firings

## A THIRD FIRING?

Did you know that ceramics can go through a third firing? This process is called “overglaze firing.” In short, overglaze materials, such as lusters or overglaze decals, are applied on top of finished glazeware. To prevent the glaze underneath from becoming fluid again, overglaze must be fired at a lower temperature than bisqueware, around cone 018 (or about 1300 - 1350 degree Fahrenheit). If the glaze underneath softens and becomes fluid again, the effect of the overglaze may become sacrificed. Common frits used in cone 6 glazing melt at too high of a temperature to be used in overglaze firings, so as a replacement much more expensive frits that are high in bismuth are used. To apply materials to glaze and have them dry, the overglaze mixtures must be suspended in petroleum and solvents, noted in the strong smell that overglazes generally have. Community Kiln does not offer third, overglaze firings, but other shared kilns may fire to overglaze temperatures for an additional fee.



Ceramic Gold Luster



Ceramic Mother of Pearl Luster

## Ceramic Lusters

### OVERGLAZE FIRING

Luster is an overglaze, meaning that it's applied over the vitrified, glaze-fired piece and requires a third firing. Luster is a material made from real metal along with an organic binder. The binder is burned away at a low temperature to leave behind only the metal. As the finished, lustered piece is used, harsh soaps can wear on the gold finish. Be careful with the finished results and remember, this is real metal! your pieces will no longer be microwave safe after applying luster.

Community Kiln is hosting a FREE luster firing workshop. Mandatory orientation will be held on Saturday, August 16<sup>th</sup> from 1-2PM to go over safety procedures and give more information for the actual luster firing. More information and RSVP on pages 3 and 14.



Image courtesy of  
Mary Habib



# ***Upcoming Events***



## ***Fall Registration***

***Saturday, August 30th  
9AM***



Interested in pottery classes? Come take a class at Community Kiln! Fall classes run for 10 weeks and include open studio time, group instruction, and all firing/glaze fees. Get curious about clay and take the leap by joining one of our instructional classes. Space is limited, so sign up promptly.

More information at  
[www.brickstack.org](http://www.brickstack.org)

## ***Luster Firing***

***Saturday, August 16<sup>th</sup> 1-2PM***


This FREE event was made possible by Framingham Cultural Council, Community Kiln and various independent donors.

You **MUST** be able to attend the mandatory orientation and one of the glazing dates to have your work fired in the luster firing. Mandatory orientation is Saturday, August 16<sup>th</sup> from 1-2PM. More information and sign up through the link below. We ask that you are a past or present Community Kiln student, over the age of 18, in order to participate in this program.

Sign up [here!](#)

## ***Clay Camp***

***August 11th-15th  
1-4PM, Daily***



This summer program is an introduction to ceramics for our littlest artists. Students aged 11-15 will explore clay through pinching, coiling, slab building, wheelthrowing and mini sculpture projects.

For more information and to register, visit [www.brickstack.org](http://www.brickstack.org)

## ***Clay Night Out!***

***Friday, September 5th  
6-9PM***



Pinch, coil, and shape a miniature vase with instructor Meghan Albee. Perfect for small flowers or plant cuttings! You will learn and use multiple hand building techniques to make and keep up to 3 mini vases. Ages 16 and up.

More information and registration at  
[www.brickstack.org](http://www.brickstack.org)



# Shining Stars



You all are the shining stars!

Thank you to everyone who participated in our birthday donations July-August 2025. We were able to gift over 25 presents to children in SMOC's Clinton Street shelter.



# Amazing Glazes

Stunning combinations using Community Kiln glazes!



Nutmeg/Raspberry wiped  
By Jane



Aqua/Obsidian/White Liner  
By Shel



Turquoise Matt/Aqua  
By Michelle



# Teacher Surveys

## WE WANT YOUR FEEDBACK!

Have you had an awesome experience with a teacher at Community Kiln? Maybe you have some feedback for an instructor on something they can improve upon. We want to hear from you!

Your real feedback is so important to us and helps us grow our program for the future. Collected responses will be completely anonymous and monitored by the studio manager. If you have 5 minutes to fill out a response to this form, your voice will go a long way. Responses will close on September 10<sup>th</sup>. Teachers will receive collected feedback from the forms by September 15<sup>th</sup>.



If you are feeling particularly eager to share your experience with Community Kiln, write us a review on Google or our Facebook (@ Community Kiln) to let everyone know about our studio. Or better yet, refer a friend to one of our many workshops, classes or private lessons. One student, who has provided feedback and/or a review of our studio, will be randomly selected and contacted by September 15th to receive one, free, 25lb bag of clay. Every response and review is one entry into the raffle.

Fill out the Google Form by [following this link](#) or [leave us a review here](#).

## Staying Updated

Please check your student account to pay any outstanding fees from Summer 2025

Follow us!



@CommunityKilnCeramics




@community\_kiln



We have Community Kiln merchandise and ceramic tools for sale in the office!

Please see Natalie if you would like to purchase anything

# OPEN STUDIO



## AUGUST

2025

SUN	MON	TUE	WED	THU	FRI	SAT
					1 Open Studio 12:30-3:30PM	2 Open Studio 10:00-4:00PM
3 Open Studio 10:00-4:00PM	4 Open Studio 1:30-4:30PM	5	6 Open Studio 2:00-5:00PM	7 Open Studio 1:00-4:00PM	8 Open Studio 12:30-3:30PM	9 Open Studio 10:00-4:00PM
10 No	11 Open	12 Studios	13	14 Semester	15 Vacation	16
17 Open Studio 10:00-4:00PM	18 Open Studio 1:30-4:30PM	19	20 Open Studio 2:00-5:00PM	21 Open Studio 1:00-4:00PM	22 Open Studio 12:30-3:30PM	23 Open Studio 10:00-4:00PM
24 Open Studio 10:00-4:00PM	25 Open Studio 1:30-4:30PM	26	27 Open Studio 2:00-5:00PM	28 Open Studio 1:00-4:00PM	29 Open Studio 12:30-3:30PM	30 Open Studio 10:00-4:00PM
31 No Open Studios Labor Day						



# OPEN STUDIO



## SEPTEMBER

2025

SUN	MON	TUE	WED	THU	FRI	SAT
No Open Studios	1 Labor Day	2 Open Studio 1:00-4:00PM	3 Open Studio 2:00-5:00PM	4 Open Studio 1:00-4:00PM	5 Open Studio 12:30-3:30PM	6 Open Studio 10:00-4:00PM
7 Open Studio 10:00-4:00PM	8 Open Studio 1:30-4:30PM	9	10 Open Studio 2:00-5:00PM	11 Open Studio 1:00-4:00PM	12 Open Studio 12:30-3:30PM	13 Open Studio 10:00-4:00PM
14 Open Studio 10:00-4:00PM	15 Open Studio 1:30-4:30PM	16	17 Open Studio 2:00-5:00PM	18 Open Studio 1:00-4:00PM	19 Open Studio 12:30-3:30PM	20 Open Studio 10:00-4:00PM
21 No	22 Open	23 Studios	24 Semester	25 Vacation	26 Vacation	27 Vacation
28 Open Studio 10:00-4:00PM	29 Open Studio 1:30-4:30PM					

# ***SUMMER CLASSES 2025***



**COMMUNITY KILN  
AT BRICK STACK ARTS CENTER**

**A PROGRAM OF S M C**

***SUMMER 1***  
July 6 - August 9th

***SUMMER 2***  
August 17th -  
September 20th

## ***Kids Clay***

***Tuesday 4PM - 6PM***

Students ages 9 -12 will learn to create one of a kind ceramics using basic handbuilding techniques. Tuition includes instruction, clay, glaze, underglazes, and firing. Each session meets for 5 weeks.

***\$200***

***Teen  
Wheelthrowing***  
***Thursday 4:15PM -  
6:15PM***

Teens will learn the process of wheel throwing including centering, opening, pulling, and forming shapes such as bowls, vases and mugs. Tuition includes instruction, 25 lbs of clay, firing costs, underglazes and glazing. Each session meets for 5 weeks.

***\$215***

## ***TALK TO US***

communitykiln@smoc.org  
508-309-4604

***WWW.BRICKSTACK.ORG***



COMMUNITY KILN  
AT BRICK STACK ARTS CENTER

A PROGRAM OF **S M C**

MORE INFO:

[WWW.BRICKSTACK.ORG](http://WWW.BRICKSTACK.ORG)

The graphic features a large yellow semi-circle in the center, resembling a rising sun. Ten thick, orange-yellow rectangular bars of varying lengths radiate outwards from the top and sides of the semi-circle. Below the semi-circle, on a light green ground plane, are three ceramic vessels: a large reddish-pink vase on the left, a small orange vase in the middle-right, and a taller, darker brown vase on the right. The text 'SUMMER CLAY CAMP' is arched over the top of the semi-circle, and '2025' is written in large, bold, dark grey letters across its center.

# SUMMER CLAY CAMP 2025

\$275

August 11-15, 1-4PM  
Ages 11-15

Throughout the week, kids will be presented with ceramic mini projects, collaborative pieces and games. Students are encouraged to pursue their creative interests, whether that be handbuilding or wheelthrowing. Class tuition includes daily instruction, underglaze, clay and firing. All finished pieces can be picked up at a later date.

Class takes place at our Framingham studio from 1PM to 4pm everyday for a week. We recommend that students attend all sessions — there will not be make up sessions available.

community kiln

# BIRTHDAY GIFT DRIVE

On now until August 15th  
.....

You can help spread joy and love by donating toys for children in SMOC family shelters. Your generous contribution will bring smiles to many faces.

Email [ndahl@smoc.org](mailto:ndahl@smoc.org) for more details on how to help

## How to Donate:

Pick a tag off of the birthday gift in the studio (by the handbuilding tables).

Shop for the child on the tag by looking at their wants on the back of the tag.

Return the donations with the ornament to the CK office by August 15th Look for the box that says "Birthday Donations"





**AUGUST 15TH AT 6PM**

**AT COMMUNITY KILN  
46 PARK STREET,  
FRAMINGHAM, MA**

**NO ENTRANCE FEE**



# **POTTERY SWAP**



This is a pottery swap program hosted by Community Kiln. Bring something that you are proud of and would be happy to receive.

# REGISTER HERE!



<https://forms.gle/MJ4msupm7hqyndTJA>

This is a pottery swap program hosted by Community Kiln. Bring something that you are proud of and would be happy to receive.

This event will be held on Friday, August 15th at 6PM. Everyone will bring one piece of pottery (valued \$25-\$50) that they have made themselves to be traded. We ask that you do not bring "seconds" or anything that has been collecting dust.

Once everyone has arrived, we will stand in a circle and move the pots to the left and right, following the instructed prompts. If you are a representative for yourself and another person, you can hold a pot in your left hand and one in your right hand. Once the prompts finish, that is your pot to take home!

Unsatisfied with your pot? Everyone who wants to give trading one more go can make another circle and be instructed to follow the prompts again. Once this circle is done, that is your final pot. There will not be a third round of trading.

Stay for a small potluck (bring your own food and beverages) and use your new items to eat some delicious food out of! If you are bringing food or drink items, please mark any common allergens on a notecard to leave by your food item.

All ages are welcome to attend, under 18 with an adult.



COMMUNITY KILN  
AT BRICK STACK ARTS CENTER

A PROGRAM OF **S M C**

# LUSTER FIRING



## When:

Mandatory Orientation  
August 16th, 1-2PM

## Where:

At Community Kiln  
46 Park Street,  
Framingham, MA

## What:

A luster firing is a third, overglaze firing. Luster overglaze is a decorative detailing material that can create metallic or iridescent surfaces.

## RSVP:

Mandatory orientation will be held Saturday, August 16<sup>th</sup> from 1-2PM. Luster application days will be September 25<sup>th</sup> and 26<sup>th</sup> 6-9PM.

RSVP by signing up on [the Google Form below.](#)





# CLAY NIGHT OUT!

**\$45**  
PER  
PERSON

Pinch, coil, and shape a miniature vase with instructor Meghan Albee. Perfect for small flowers or plant cuttings! You will learn and use multiple hand building techniques to make and keep up to 3 mini vases. Ages 16 and up.

**FRIDAY, SEPTEMBER 5<sup>TH</sup>, 6-9PM** | **46 PARK STREET, FRAMINGHAM, MA**

More info at [www.brickstack.org](http://www.brickstack.org)



COMMUNITY KILN  
AT BRICK STACK ARTS CENTER

A PROGRAM OF **SMOC**





COMMUNITY KILN  
AT BRICK STACK ARTS CENTER

A PROGRAM OF **SMC**

**AUGUST**

**SATURDAY**

**30**

**AT 9 AM**

**2025**

# **FALL REGISTRATION**

Classes start September 28th and  
run for 10 weeks long. Registration  
for fall 2024 classes opens on  
**Saturday, August 30th at 9AM.**

To read more on our policies and  
see more class information, visit  
our website at

**[WWW.BRICKSTACK.ORG](http://WWW.BRICKSTACK.ORG)**





COMMUNITY KILN  
AT BRICK STACK ARTS CENTER

A PROGRAM OF **S M C**

## TALK TO US

communitykiln@smoc.org  
508-309-4604

### All Level Wheelthrowing

Sunday 6PM - 9PM

Tuesday 10AM - 1PM

Tuesday 6:30PM - 9:30PM

Thursday 10AM - 1PM

Friday 9AM - 12PM

### Intermediate Wheelthrowing

Monday 6:30PM - 9:30PM

Thursday 6:30PM - 9:30PM

### Handbuilding

Wednesday 9:30AM - 1:30PM

Wednesday 6:30PM - 9:30PM

### Sculptural Handbuilding

Monday 10AM - 1PM

[www.brickstack.org](http://www.brickstack.org)



COMMUNITY KILN  
AT BRICK STACK ARTS CENTER

A PROGRAM OF **S M C**

## TALK TO US

communitykiln@smoc.org  
508-309-4604

### **Kids Clay** **Tuesday 4PM - 6PM**

Students ages 9 -12 will learn to create one of a kind ceramics using basic handbuilding techniques. Tuition includes instruction, clay, glaze, underglazes, and firing. Class meets for 8 weeks.

### **Teen Clay** **Thursday 4:15PM - 6:15PM**

Both handbuilding and wheelthrowing exploration is encouraged. Class discussions and critiques of fired works will allow students to better explore these individual styles. Tuition includes instruction, 25 lbs of clay, firing costs, underglazes and glazing. Class meets for 8 weeks.

**[www.brickstack.org](http://www.brickstack.org)**