



# Community Kiln



## What's New

BY NATALIE DAHL


Summer I has come and gone by so fast. I am always blown away to see all of the hard work and dedication our students put into perfecting their crafts. I saw countless new projects from mini houses, to exploring stamping clay, to wheel thrown lantern forms. Keep exploring and pushing the boundaries of what clay can do; We love to support you in your journeys. The last open studio for Summer I will be on Saturday, August 10th and then a bit of rest and relaxation with Clay Camp and workshops the following week! Make sure to check out the posters at the end of the newsletter to see what's coming up at Community Kiln.

## Inside:

Our New...	pg. 2
One Bag of Clay	pg. 2
Shining Stars	pg. 3
Ask the Newsletter	pg. 3
Upcoming Events	pg. 4
Commercial Glaze Update	pg. 5
Staying Updated	pg. 5
Check out these Opportunities!	pg. 6-15

# Our New...

## PUG MILL!



Arriving in June, our new piece of machinery sits in the clay room and helps with reclaiming all extra bits of clay. A pug mill is essentially a giant clay mixer and wedger in one! Here's how it works- anyone in the studio can place clay scraps or unwanted pieces into the designated buckets by the sink. That clay is re-hydrated, stirred and placed on plaster slabs to dry out. Once the clay hardens to the perfect amount it's cut up and placed into the pug mill. Then, the magic happens and the pug mill mixes all of the clay inside of the machine together. After 10 minutes the vacuum is activated and all air is removed from the chamber. Clay is then pushed out of the end and bagged up, ready to be used!

Clay from the pug mill is available for purchase in the "reclaim clay" area; Bags of reclaim are sold at a reduced price! Your 1st bag of clay is free with class, 2nd bag is \$15, 3rd is \$20 and 4th is \$35. Please note that reclaimed clay is not free to use and will need to be written down in your teacher's clay log. We recommend testing reclaimed clay by putting a small piece of greenware through the bisque kiln and then the glaze kiln to check the color and absorbency rate of the clay body.

## One Bag of Clay

### POLICY UPDATE



You may have noticed a policy shift that impacts our Summer semester.

*"If you are enrolled in Summer 1 and Summer 2, you will be limited to ONE free bag and can purchase up to 4 bags for all 10 weeks of class. Students enrolled in only one Summer session will receive one free bag of clay and can purchase up to 1 more bag of clay for all 5 weeks of class. Your fourth bag will be \$40."*

Now, let's go over that a bit, why the change? A typical semester at Community Kiln is 10 weeks long, with Summer being the exception to our normal schedule. Since the Summer semester is half of what a normal semester is, students enrolled in just one semester are eligible to purchase up to 1/2 of our normal clay allotment.



Students in Teen Wheel learning how to attach handles to their thrown pieces.

Kids Clay students finish glazing their bisqued works with vibrant underglazes.



## Ask the Newsletter



*"Any idea when registration for fall classes will open? I have to skip summer II class but don't want to miss registration for fall"*

I have just been enjoying Summer so much that I haven't wanted to move onto Fall yet! In light of your question about when Fall registration will be, I have gone ahead and began to work on creating our next semester's schedule. Fall classes will begin **September 29th and extend through December 21st**. Each class will be 10 weeks long and tuition includes one free, 25 lb. bag of clay, glazes, firing and access to all open studios. To view our full schedule of programs, visit our website [www.brickstack.org](http://www.brickstack.org) under "Classes."

**Registration for the Fall 2024 semester will begin starting Saturday, August 17th at 9AM.** About one week before classes start you will receive a confirmation email including more information about your class and helpful beginner information. Individuals on the waitlist for a class will also be emailed at the same time. If you are on the waitlist, please do not show up to the first day of class, you will be contacted if anything changes. Students on the waitlist will not be charged anything for being on the waitlist. View the poster on page 6 to see more details!





# Upcoming Events



## Clay Camp

**August 12-16th**  
**1-4PM, Daily**



Come spend a week at camp (clay camp, that is)! Open to ages 9-15 clay camp will kick off for the week of August 12-16th. Meet in our Framingham studio from 1-4PM daily and learn more about ceramics through mini-projects, individual projects and skill builders. Students will have the opportunity to wheel throw on Monday, Wednesday and Friday! Register at [www.brickstack.org](http://www.brickstack.org)



## Garden Snails

**August 16th, 10-12PM**

Bring your snail friends to this exciting August workshop. Learn how to make a snail garden buddy using hand building techniques on Friday, August 16th. Make and keep up to three snails or other small animals for your spring and summer gardens.

\$50 Workshop fee includes clay, glaze and firing. Students can pick from a selected palette of glazes or decorate with underglaze.

Ages 12+ welcome!

Register at [www.brickstack.org](http://www.brickstack.org)

## Have a Question?

Do you enjoy reading the monthly newsletter? Do you have a question about Community Kiln or ceramics?

Write in to have your question answered! All submissions will be read and one question will be answered each month in a new news column.

Scan the QR code on page 10 to submit your question.

## Two-Time Wheel

**August 13th and 15th**

You asked for it and we answered! Two-time wheel workshops are back for August.

August 13th and 15th, ages 8-15 join us in the morning and ages 16+ join in the evening for a two-time wheel experience. Workshop fee includes clay, glaze and firing. Students can pick from a selected palette of glazes. All experience levels welcome. Masks required.

To view more details and register, visit [www.brickstack.org](http://www.brickstack.org)





# New Commercial Glazes

## ON THE INSIDE ONLY

Back in Winter 2024 Community Kiln introduced a select number of commercial glazes that were permitted to be used on pieces within our glaze kilns. Along with this came some rules and regulations; Each piece should be used with a cookie (a flat piece of clay) that students create themselves, only approved glazes from the list may be fired and there is a \$5 glaze run charge for spitting glazes. This trial has gone so well that we have re-evaluated the list of approved glazes and decided to add some "inside only" commercial glazes.

The omission of some glazes off of our approved list was due in fact to those glazes being runny in combination or alone; This poses a risk to others' work and our equipment. As a runny glaze is brushed onto the inside of a piece, it does not threaten damaging others' work because the pooling will be contained within the piece. Some high movement glazes may be acceptable to put on the inside of vessels ONLY while still using a cookie under the outside of the piece. Find the spreadsheet of approved "inside only" glazes by going to our website --> About ---> FAQs and scroll to the question about Cone 6 commercial glazes.

We recommend all pieces with commercial glaze be fired at cooler temperatures in our kiln to prevent running. Please place all pieces on the "speckled" or "brown" shelves regardless of clay body to do so, and make a note of this preference on your glaze tag. Please read all rules and regulations properly before using commercial glazes!



## Staying Updated

Please check your student account to pay any outstanding fees from Summer 2024

Follow us!

 @CommunityKilnCeramics

 @community\_kiln



We have Community Kiln merchandise and ceramic tools for sale in the office!

Please see Natalie if you would like to purchase anything



COMMUNITY KILN  
AT BRICK STACK ARTS CENTER

A PROGRAM OF **S M O C**

AUGUST

SATURDAY

**17**

AT 9 AM

2024

# FALL REGISTRATION

CLASSES START SEPTEMBER 29TH  
AND RUN FOR 10 WEEKS LONG.  
REGISTRATION FOR FALL 2024  
CLASSES OPENS ON  
**SATURDAY, AUGUST 17TH AT 9AM.**

TO READ MORE ON OUR POLICIES  
AND SEE MORE CLASS  
INFORMATION, VISIT OUR WEBSITE  
AT

**[WWW.BRICKSTACK.ORG](http://WWW.BRICKSTACK.ORG)**

# OPEN STUDIO




## AUGUST

2024

SUN	MON	TUE	WED	THU	FRI	SAT
				1 Open Studio 1:00-4:00PM	2 Open Studio 12:30-3:30PM	3 Open Studio 10:00-4:00PM
4 Open Studio 10:00-4:00PM	5 Open Studio 1:30-4:30PM	6	7 Open Studio 2:00-5:00PM	8 Open Studio 1:00-4:00PM	9 Open Studio 12:30-3:30PM	10 Open Studio 10:00-4:00PM
11 <b>No</b>	12 <b>Open</b>	13 <b>Studios</b>	14	15 <b>Semester</b>	16 <b>Vacation</b>	17
18 Open Studio 10:00-4:00PM	19 Open Studio 1:30-4:30PM	20	21 Open Studio 2:00-5:00PM	22 Open Studio 1:00-4:00PM	23 Open Studio 12:30-3:30PM	24 Open Studio 10:00-4:00PM
25 Open Studio 10:00-4:00PM	26 Open Studio 1:30-4:30PM	27	28 Open Studio 2:00-5:00PM	29 Open Studio 1:00-4:00PM	30 Open Studio 12:30-3:30PM	31 Open Studio 10:00-4:00PM

# OPEN STUDIO



## SEPTEMBER

2024

SUN	MON	TUE	WED	THU	FRI	SAT
1 Open Studio 10:00-4:00PM	2 Open Studio 1:30-4:30PM	3	4 Open Studio 2:00-5:00PM	5 Open Studio 1:00-4:00PM	6 Open Studio 12:30-3:30PM	7 Open Studio 10:00-4:00PM
8 Open Studio 10:00-4:00PM	9 Open Studio 1:30-4:30PM	10	11 Open Studio 2:00-5:00PM	12 Open Studio 1:00-4:00PM	13 Open Studio 12:30-3:30PM	14 Open Studio 10:00-4:00PM
15 Open Studio 10:00-4:00PM	16 Open Studio 1:30-4:30PM	17	18 Open Studio 2:00-5:00PM	19 Open Studio 1:00-4:00PM	20 Open Studio 12:30-3:30PM	21 Open Studio 10:00-4:00PM
22 <b>No</b>	23 <b>Open</b>	24 <b>Studios</b>	25 <b>Semester</b>	26 <b>Vacation</b>	27 <b>Vacation</b>	28 <b>Vacation</b>
29 Open Studio 10:00-4:00PM	30 Open Studio 1:30-4:30PM					



# Garden Snails

FRIDAY, AUGUST 16TH  
10-12PM



Learn how to make a snail garden buddy from instructor Meghan Albee using hand building techniques. Make and keep up to three snails or other small animals for your spring and summer gardens. \$50 workshop fee includes clay, glaze and firing. Students can pick from a selected palette of glazes or decorate with underglaze.

Ages 12+ welcome!

Register at  
[www.brickstack.org](http://www.brickstack.org)



@community\_kiln



Community Kiln  
communitykiln@smoc.org

# CERAMIC

KIDS WHEELTHROWING

**TUESDAY**  
AUGUST 13TH

**FIRST LESSON**  
10-12PM

**THURSDAY**  
AUGUST 15TH

**SECOND LESSON**  
10-12PM

**A TWO SESSION KIDS  
WHEELTHROWING  
CLASS TAUGHT BY  
DAVID LAPIERRE.**

**CHILDREN AGED 9-15  
CAN COME AND  
EXPERIENCE  
THROWING ON THE  
POTTER'S WHEEL.  
STUDENTS MUST BE  
ACCOMPANIED BY AN  
ADULT. MASKS  
REQUIRED.**

**\$75, KEEP UP  
TO TWO ITEMS**

**COMMUNITY KILN  
AT BRICK STACK ARTS CENTER**

A PROGRAM OF **SMC**

Community Kiln Presents



# WHEEL THROWING WORKSHOP

AUGUST 13TH AND 15TH  
6:30PM – 9:30PM

Two session wheel throwing workshop with David LaPierre. All experience levels welcome.

Ages 16+, \$115, Keep up to two pots.

Masks Required.


COMMUNITY KILN  
AT BRICK STACK ARTS CENTER

A PROGRAM OF **S M C**

REGISTRATION: [WWW.BRICKSTACK.ORG](http://WWW.BRICKSTACK.ORG)

# Community Kiln BINGO

Summer 2024

Handbuild a tall piece (over 12")	Reclaim your own clay	Take a photo with your instructor	Swap a ball of clay with your friend	Kinsugi a piece
Make an imaginary creature	Throw on a lefty wheel	Make something into a lamp	Take a workshop at CK	Make a chain with clay
Use a new glaze combination	Tell a friend about our studio!	 COMMUNITY KILN AT BRICK STACK ARTS CENTER A PROGRAM OF <b>SMOC</b>	Try Sgraffito	Add handles to a pot
Make a mini item (under 3")	Make an item with a face on it	Trim a piece on a chuck	Paint an animal with underglaze	Donate a piece of pottery
Come to a weekend open studio	Throw a piece without your hands	Buy a tool from the office	Make a vessel for a big salad	Tag CK on Instagram with a work in progress photo

Participation Details on Side 2



# Community Kiln **BINGO**

*Summer 2024*

---

## **How to Participate**

Fill out your Bingo card with what you've made in the studio between July 7th - September 21st;

We want to see what you've been up to!

When you're ready to share your work from this summer, email a copy of your finished Bingo card AND pictures of your work that complete the Bingo on your card. Please submit all Bingos by September 21st, 2024. One, randomly generated winner will receive a FREE bag of clay! The winner will be announced September 22nd, 2024.



# Q&A



Have a question? Write  
in to the newsletter to  
have it answered.



@community\_kiln



COMMUNITY KILN  
AT BRICK STACK ARTS CENTER

A PROGRAM OF  S M O C

MORE INFO:

[WWW.BRICKSTACK.ORG](http://WWW.BRICKSTACK.ORG)



# SUMMER CLAY CAMP 2024

\$275

August 12-16, 1-4PM  
Ages 9-14

Throughout the week, kids will be presented with ceramic mini projects, collaborative pieces and games. Students are encouraged to pursue their creative interests, whether that be handbuilding or wheelthrowing. Class tuition includes daily instruction, underglaze, clay and firing. All finished pieces can be picked up at a later date.

Class takes place at our Framingham studio from 1PM to 4pm everyday for a week. We recommend that students attend all sessions — there will not be make up sessions available.