



Community Kiln

YEAR IN REVIEW



What's New

BY NATALIE DAHL

Welcome a very special edition of our monthly newsletter: the 2025 year in review!

It's easy to forget how much has changed within a year, so please read through and reflect on all of these amazing evolutions that have come to Community Kiln. We feel so honored to be a part of your lives and to see so many students walk through our door. Together, we make up the fabric of Community Kiln. Thank you all and have a wonderful New Year.

Inside:

New Teacher, Amy Snyder

pg. 2

Height Limit Policy

pg. 2

Amazing Glazes

pg. 3

2025 Holiday Fair

pg. 4

Giving Tree

pg. 4

Year in Review

pg. 5 + 6

Staying Updated

pg. 6

Check out these Opportunities!

pg. 7-14

Meet our New Instructor

AMY SNYDER

How did you get started in art?

I was raised by artists; Which is kind of like being raised by wolves. My mother was a painter and a sculptor. She used to drag me to the Museum of Modern at in New York. She was a big fan of Modern Sculptors like, it installed a great visual vocabulary in my mind at an early age. My sister was a visual artist who now works in performance and installation art. I admired her while we were growing up- I wanted to be just like her. I followed Ellen to Boston to attend the Massachusetts College of Art and Design where I majored in ceramics. I didn't feel like I had the drive to pursue art at the time and pivoted to become a pastry chef. When my twins were old enough, around 2010, I took a Summer class with Michelle Lougee and was instantly hooked.



What inspires you?

I am really inspired by forms in nature. Leaves, seeds, nests, eggs, ovals of all sorts. I'm obsessed with ovals and the shape of the edges of my work. I'm also inspired by the qualities of the clay and getting to work with it.



New Height Limit Policy

WINTER 2026

As we have grown in the past couple of years, the amount of large and oversized projects has grown. These cause a backlog in our firing, and the footprint that these large pieces have is not sustainable for our small studio. As much as it pains us to put limits on our student's creativity, this is a necessary step in running a community studio. We are offering a grace period for in-progress oversized bisqueware stamped with a date before 2026. Those pieces will have until May 1st, 2026 to be glazed and fired. No pots over 15 inches will be fired after May 1st, 2026. We appreciate your understanding. The policy is as follows-

"Greenware pots that are larger than 12" in any direction (including diagonal) require an oversize pot fee.

Pots over 15" in any direction are not allowed and will not be fired. The fee is calculated as...

Height x Width x Length (in inches) x .05 = Oversize Fee (in dollars)

13in x 3in x 5in x .05 = \$9.75

Notes: A calculated fee below \$5 becomes \$5. Pots shorter than 2" should be calculated using 2" as the height.

To pay the firing fee, you must email the office at communitykiln@smoc.org. This fee includes both firings. Your piece will then receive a receipt to be placed with the item. Lost receipt? Send us an email and we'll print another. Items without receipts and items over 15" will not be fired.



Amazing Glazes

Prepare for Winter break!
December 21st- January 3rd

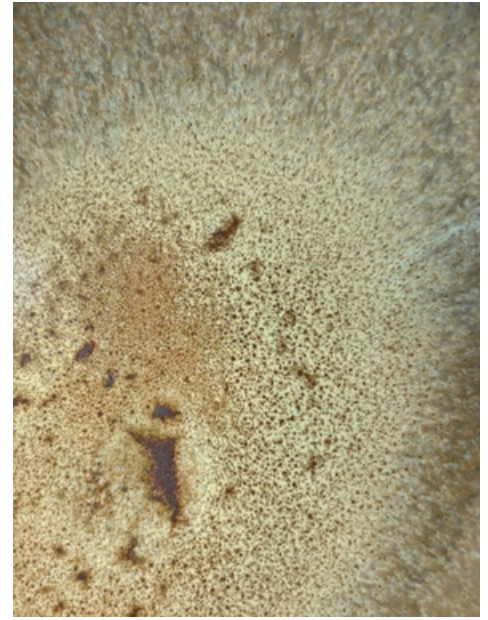
Stunning combinations using Community Kiln glazes!



Green Bronze over Pine Green
By Misung



Purple Haze over Aquamarine
By Amy P.



Rutile over Randy's Red
By Amy S.



Eggshell over Pine Green
By Carrie



White Liner over Celadon
By Sue



Pine over Randy's Red
By Kathy

2025 Holiday Fair

OVER 15 AMAZING ARTISTS!

Are you looking for the perfect gift for your loved ones? Maybe you're just looking for inspiration to take into your own ceramics practice. Look no further than the 2025 Community Kiln Holiday Fair! We will have 18 different artists showcasing their amazing work, as well as a Community Kiln table filled with raffles, mystery boxes and Community Kiln merchandise.

Join us on Saturday, December 13th from 11-4PM at 7 Bishop Street, Framingham, MA. Free parking is available on site, just steps away from the entrance to our fair. Cash is not required, but recommended. Don't miss your opportunity to support your favorite local studio!



The Giving Tree

This Holiday season, please consider giving back to those in need. Community Kiln has partnered with one of our local SMOC family shelters to provide Holiday gifts. All donations to this program will go to local families receiving SMOC services. This is an opportunity to create a direct impact in your community.

In the Community Kiln studio, near the handbuilding tables, you will see a paper Holiday tree. The tree has 30 ornaments on it signifying the 30 youth looking for Holiday gifts. On the back of the ornament is noted each individual's name and what gift they're wishing for.

If you see one you like, take the ornament down and shop for the individual. When you're done, place your wrapped (preferred) or unwrapped gifts with the ornament in the office. You will see a large, gift wrapped box in the office to place your items. DO NOT FORGET TO RETURN THE ORNAMENT attached to the gift in some way! Return your items no later than December 20th

SMOC family shelters can always use children's toys, gas gift cards, grocery gift cards and infant items for incoming families.





YEAR IN REVIEW



2025 Workshops

February	Lovebirds, Clay Night Out! Two Time Wheel Throwing
March	Mini Sculptures, Clay Night Out!
April	Bird and Bee Baths, Clay Night Out! Sectional Wheelthrowing
June	Pride Clay Handbuilding for Wheelthrowers Series Pinching, Slabs, Extruder and Coils
July	Clay Mini Camp Fairy Houses, Clay Night Out!
August	Snail Friends Clay Camp
September	Mini Vases, Clay Night Out! Luster Firing
October	Pie Treasure Boxes, Clay Night Out!
November	Luminary Workshop, Clay Night Out! Holiday Ornament Workshop
December	Frog Friends, Clay Night Out! Gold Leaf Workshop

763

Students enrolled in
5-10 week long classes
at Community Kiln 2025

\$7,490

Awarded in Financial
Aid to Community
Kiln members

174

Students enrolled in
workshop classes at
Community Kiln 2025

13,950lbs of clay

Whew! That's a lot of pounds. Our students sure made a lot of projects this year. We are so glad you are able to express your artistic visions with us. This number excludes reclaim clay and clay used during Fall 2025.

2025 Faculty

Natalie Dahl, Program Manager
Meghan Albee, Studio Assistant and
Instructor

David LaPierre, Instructor
Michelle Lougee, Instructor
Martha Gold, Instructor
Mary Habib, Instructor
Zachary Stuart, Youth Instructor

Zen Crosby, Visiting Instructor
Cheska Komissar, Visiting Instructor
Shel Senai, Visiting Instructor
Amy Snyder, Visiting Instructor

Aries Green, Summer Intern

1 New Glaze

Ruby Red was added in July of
2025, rounding out our rainbow
of glaze offerings!

942 Hours

Studio Monitors provided
942 hours of open studio to
our students. Thank you so
much for your hard work!

www.brickstack.org

Always updating! Check out our new "Student Resource"
page published in late 2025



Staying Updated

Please check your student account to
pay any outstanding fees from Fall 2025

Follow us!



@CommunityKilnCeramics




@community_kiln



We have Community Kiln merchandise
and ceramic tools for sale in the office!

Please see Natalie if you
would like to purchase anything

OPEN STUDIO




DECEMBER

2025

SUN	MON	TUE	WED	THU	FRI	SAT
	1 Open Studio 1:30-4:30PM	2	3 Open Studio 2:00-5:00PM	4 Open Studio 1:00-4:00PM	5 Open Studio 12:30-3:30PM	6 Open Studio 10:00-4:00PM
7 Open Studio 10:00-4:00PM	8 Open Studio 1:30-4:30PM	9	10 Open Studio 2:00-5:00PM	11 Open Studio 1:00-4:00PM	12 Open Studio 12:30-3:30PM	13 Holiday Fair 11-4PM
14 Open Studio 10:00-4:00PM	15 Open Studio 1:30-4:30PM	16	17 Open Studio 2:00-5:00PM	18 Open Studio 1:00-4:00PM	19 Open Studio 12:30-3:30PM	20 Open Studio 10:00-4:00PM
21 Open Studio 10:00-4:00PM	22 Volunteer Cleanup Day	23 PICK UP ONLY 12-4PM	24 No Sem	25 Open ester	26 Studios Vacation	27
28	29	30	31			

OPEN STUDIO



JANUARY

2026

SUN	MON	TUE	WED	THU	FRI	SAT
				¹ New Year's Day	²	³
⁴ Open Studio 10:00-4:00PM	⁵ Open Studio 1:30-4:30PM	⁶	⁷ Open Studio 2:00-5:00PM	⁸ Open Studio 1:00-4:00PM	⁹ Open Studio 12:30-3:30PM	¹⁰ Open Studio 10:00-4:00PM
¹¹ Open Studio 10:00-4:00PM	¹² Open Studio 1:30-4:30PM	¹³	¹⁴ Open Studio 2:00-5:00PM	¹⁵ Open Studio 1:00-4:00PM	¹⁶ Open Studio 12:30-3:30PM	¹⁷ Open Studio 10:00-4:00PM
¹⁸ No Open Studios Martin Luther King Jr. Day	¹⁹	²⁰	²¹ Open Studio 2:00-5:00PM	²² Open Studio 1:00-4:00PM	²³ Open Studio 12:30-3:30PM	²⁴ Open Studio 10:00-4:00PM
²⁵ Open Studio 10:00-4:00PM	²⁶ Open Studio 1:30-4:30PM	²⁷	²⁸ Open Studio 2:00-5:00PM	²⁹ Open Studio 1:00-4:00PM	³⁰ Open Studio 12:30-3:30PM	³¹ Open Studio 10:00-4:00PM



Gold Leaf workshop

Friday, December 12th, 6-8PM

\$65/per person

Discover the magic of gilding in this hands-on workshop where you'll learn how to apply luminous sheets of gold leaf to embellish your artwork. Each participant will receive a **gold leaf kit** (included in your registration) with plenty of materials to use during the class and more to take home to continue experimenting. No prior experience is necessary.

Ages 18+



For more information and registration visit
www.brickstack.org



community kiln

HOLIDAY GIFT DRIVE

On now until December 20th, 2025
.....

How to Donate:

Pick an ornament off of the tree in the studio (by the handbuilding tables).

Shop for the child on the tag by looking at their wants on the back of the ornament.

Return the donations with the ornament to the CK office by December 20th. Look for the box that says "Giving Tree." Wrapped gifts are preferred.

You can help spread joy and love this holiday season by donating toys for children in SMOC family shelters. Your generous contribution will bring smiles to many faces.

Email ndahl@smoc.org for more details on how to help





December
22nd
12:30- 3:30PM

STUDIO CLEANING DAY

Come and help us tidy up our space!

To say "Thank You" to all of our cleaning day volunteers, join us from 10:30-2:30PM on December 22nd for a free open studio.

If you can not make it help out when you can and clean out your cubby. Make space for new items, wipe down any dirty surfaces or reorganize anything disorderly in the studio.

We appreciate ALL of your help.




COMMUNITY KILN
AT BRICK STACK ARTS CENTER

A PROGRAM OF **SMOC**

HOLIDAY MARKET

DECEMBER 13TH, 11-4PM

AT SMOC:
7 BISHOP STREET
FRAMINGHAM, MA

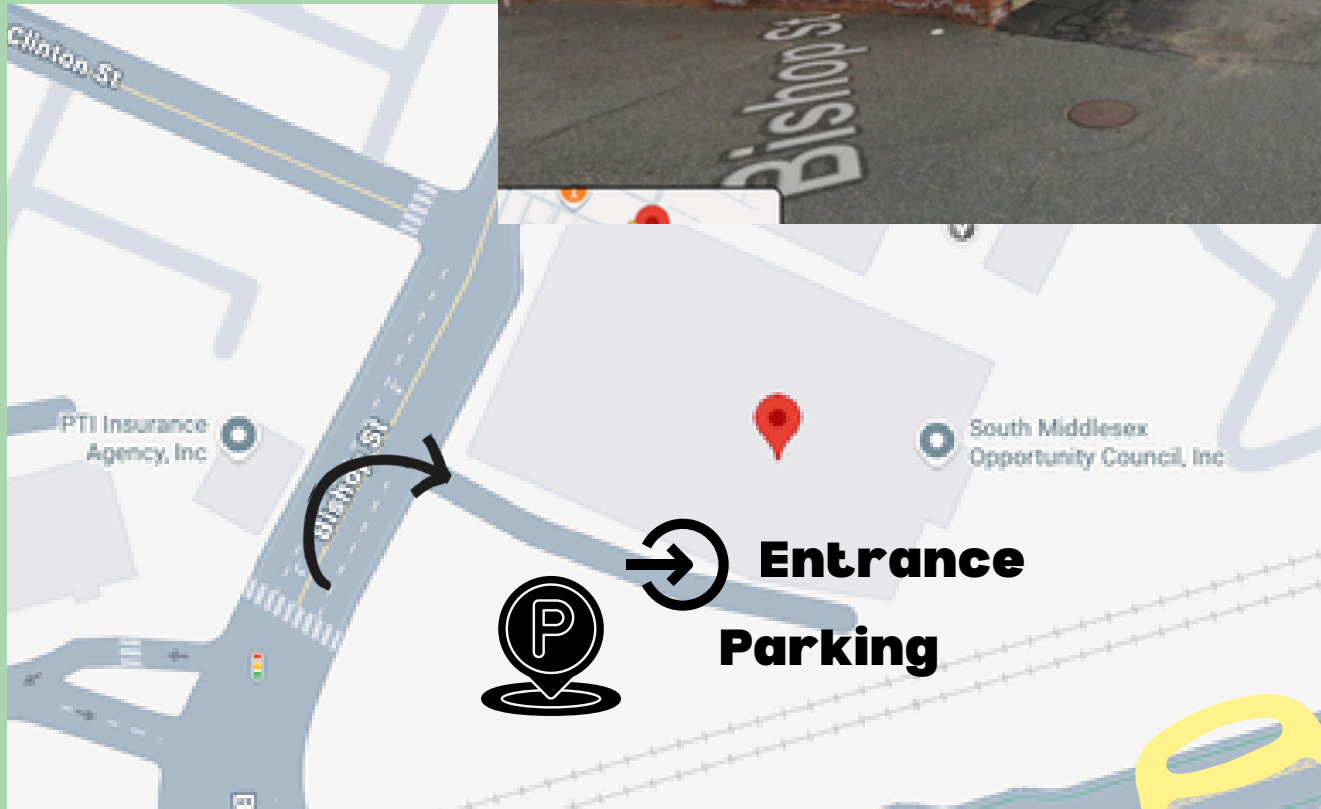



FREE ENTRY

CERAMIC VENDORS, RAFFLES,
MYSTERY BOXES AND MORE!

CASH RECOMMENDED,
BUT NOT REQUIRED

WWW.BRICKSTACK.ORG



Directions

From Bishop Street, turn directly into the parking lot. The entrance to the building is steps away from the lot.

This building does have one step to enter the fair.





Q&A



Have a question? Write
in to the newsletter to
have it answered.



@community_kiln

