



Community Kiln



What's New

BY NATALIE DAHL

Those April showers have certainly turned into May flowers because the whole studio is blooming with life! Floral motifs have become a source of inspiration for the frostbitten students and the sweet aroma of fresh cut blossoms has filled the studio.

Our Summer ONE registration is also quickly approaching, starting Saturday, June 6th at 9AM. A shorter Summer schedule is preferred to provide accommodations for students travelling or needing to take a break. We also get to welcome back our Summer students who wait all year long to visit us! I can't wait to see what's in store this month for Community Kiln.

Inside:

Take a Look!	pg. 2
Three New Webpages	pg. 3
Studio Happenings	pg. 4
Amazing Glazes	pg. 5
Summer Reminders	pg. 6
Staying Updated	pg. 6
Check out these Opportunities!	pg. 7-19

Take a Look!

COMMUNITY KILN, MAY WORKSHOPS



CRYSTALLINE FIRING

Students were invited to join Community Kiln in a special, Cone 10 Crystalline firing. Our amazing instructor, Marc Dobay met with the students three times to guide them through all of the steps of this workshop.

First, students learned more about the Crystalline process including how to make glaze catchers for their pieces. During their second session, students applied a selection of 3 glazes onto their pieces and attached the catchers. Then...the magic! The Cone 10 firing turned the glaze into a beautiful sea of crystals.

Students returned the following week for the final step of knocking off their catchers and sanding the bottoms. Thank you to all of our participants who made this workshop great.

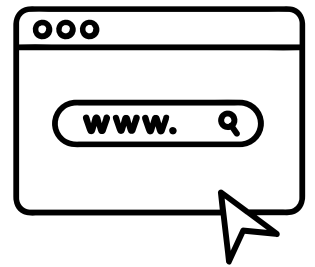


CHARCUTERIE SETS

This exciting Clay Night Out was a bit different than our normal set up. Students were treated to some snacks, demonstrations AND clay fun. The wonderful Anna Tonelli came in and gave a live demonstration on how to arrange and set up a charcuterie board. With their new directions, students had time to snack, chat and sculpt their own charcuterie boards. Thank you to Anna and Amy for hosting a great night out!

Three New Webpages

EXPLORE WWW.BRICKSTACK.ORG



There's always a lot of information to share about our program! As always, we try to publish updates and important information in our monthly newsletter, but keeping up with the news can be hard sometimes. These webpages are made with the intention of being able to find information easier. We encourage you to take some time to explore all of the new information you can find on each of these pages.




SUMMER 2026

Interested in everything that Summer 2026 has to offer? Then this is the right page for you! Located in the main navigation of our website (www.brickstack.org) you will find the "Summer 2026" tab. This is the one stop shop for everything you need to know about the Summer. This page holds information about Summer registration and the Summer semester breakdown. Also find helpful information about our two youth clay camps and 5 week long youth classes. This page includes hyperlinks to all of the information you may want to explore further as you take a deeper look into our program.



VOLUNTEER OPPORTUNITIES

Explore all of Community Kiln's volunteer information in one place! Struggling to find which newsletter information was posted in? Look no further because this page has it all. Find this page by visiting www.brickstack.org under "Student Resources." Click on the page titles "Volunteer Opportunities" to read all about the process of volunteering at Community Kiln. Helpful instructions on how to sign up for volunteering are also featured on this page.



STUDIO PROCEDURES

Curious to know all of the "ins and outs" of Community Kiln? This webpage is an in depth overview of ALL Community Kiln procedures and policies- Think, "everything written on a piece of paper on the walls" and maybe a little bit more. Visit this page under the "Student Resources" tab, then clicking on "Studio Procedures." This page has information about studio clays, kilns, how firings work, cleaning, commercial glazes, policies and more. Did you ever have a question about which commercial glazes you can use? That can be found here! Or maybe you want to get to know more about the process in the kilns that your pieces undergo- That's here too! Take a look to learn more about ceramics or brush up on Community Kiln's daily procedures.



Upcoming Events



Summer ONE Registration

Saturday, June 6th at 9AM

The Summer semester is divided into two sections (Summer I and Summer II) to accommodate for those traveling/away during the Summer months. A shorter, 5 week long session, encourages those who want to try pottery, but don't know if they are invested, to try at a lower cost and commitment.

Summer I (One) classes run from July 5th- August 8th and include 5 weeks of instruction.

Survey Result Meeting

Friday, June 5th, 1PM

Join Community Kiln's Program Manager for a meeting on the results of our 2026 program survey. We will be presenting the data collected from our community and elaborating on how this data will help guide program planning for the 2026-2027 calendar. Please feel free to bring your questions to this meeting. We will meet in the handbuilding area at 1PM.

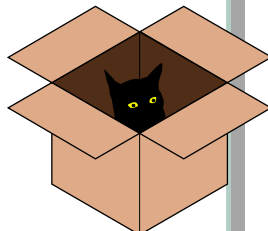


Parent-Child Clay Night Out!

Friday, June 12th, 4-6:30PM

In this parent-child workshop, students will handbuild ceramic boxes out of clay. \$50 registration per person. Children aged 12 and up are welcome!

For more information and registration visit www.brickstack.org




Intro to Clay

**June 29th - July 1st,
9:30-11:30AM**

This summer program is an introduction to ceramics for our littlest artists. Students aged 6-10 will explore clay through pinching, coiling, slab building, and mini sculpture projects. Throughout the three days, youth students will be presented with mini projects and games to grow their joy for ceramics!

More information and registration at www.brickstack.org




Highlight on: Nutmeg

ALL ABOUT YOUR FAVORITE GLAZES!

Nutmeg is a rich orange and white glaze, mimicking the surface of an atmospherically fired pot. With multiple dips of nutmeg, different color and texture can appear, providing beautiful variety within the glaze. Nutmeg is a very stable glaze, with little movement, crawling or glaze problems. I would rank Nutmeg as an easy glaze to use and very beginner friendly.

Q: My technique applying this glaze hasn't changed but my results are different?

A: The exciting (and sometimes frustrating) thing about ceramics is that the results are always changing. Each glaze is composed of several different raw ingredients that are mixed together with water and strained for impurities. After being dipped, poured or brushed, the result is a vibrant glassy coating. As mines close or glaze ingredients are mined out of existence, ceramicists turn to replacements to fill the gaps. However, each ingredient has a separate chemical makeup, meaning that sometimes the replacement is not a perfect fit. When layered with other glazes, the complex chemical structures can lead to unexpected results that weren't previously experienced.

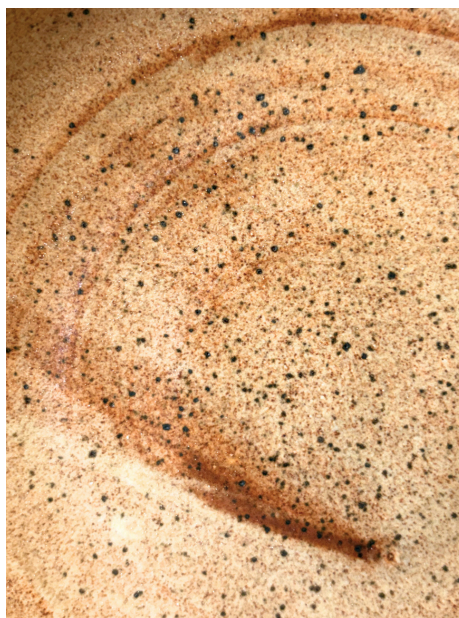


Amazing Glazes

Stunning combinations using Community Kiln glazes!



Green Bronze/Nutmeg
By Jane



Nutmeg 2x
By Morgan



Iron Breaking/Nutmeg
By Amanda

Summer Reminders

COOL TIPS YOU SHOULD KNOW

As we approach Summer 2026, read through the following reminders to stay “in the know.”

- Kilns run on a limited schedule during the hotter months. If the temperature is above 80 degrees Fahrenheit, one kiln may be run. Above 90 degrees, no kilns may be run. Expect delays during heat waves and a slower schedule during the Summer.
- Because of our abbreviated Summer schedule, students are limited to 50lbs of clay per semester. If you are enrolled in Summer 1 and Summer 2, you will be limited to ONE free bag and can purchase 3 more bags for all 10 weeks of class (4 total)
- Stay cool, and be conscious of how much kiln space you’re using! Consider saving large-scale and repetitive projects for cooler months- There will be delays in our firing schedule!
- Try not use the greenware shelves for drying wet pieces. If you are able to, the best place to store drying pieces is your student cubby. Because of our limited firing capabilities, all storage space is needed for bone dry pieces waiting for firing.



Staying Updated

Please check your student account to pay any outstanding fees from Spring 2026

Follow us!

 @CommunityKilnCeramics

 @community_kiln



We have Community Kiln merchandise and ceramic tools for sale in the office!



Please see a CK employee if you would like to purchase anything

We are constantly updating our website and would love to use any images of your work, daily studio activities, classes and teachers or our studio community. **Do you have an image you would like to share?** Submit your images to ndahlesmoc.org with the artist’s name and title of the work.

OPEN STUDIO




MAY

Masks Required
Thursday

2026

SUN	MON	TUE	WED	THU	FRI	SAT
					1 Open Studio 12:30-3:30PM	2 Open Studio 10:00-4:00PM
3 Open Studio 10:00-4:00PM	4 Open Studio 1:30-4:30PM	5	6 Open Studio 2:00-5:00PM	7 Open Studio 1:00-4:00PM	8 Open Studio 12:30-3:30PM	9 Open Studio 10:00-4:00PM
10 Open Studio 10:00-4:00PM	11 Open Studio 1:30-4:30PM	12	13 Open Studio 2:00-5:00PM	14 Open Studio 1:00-4:00PM	15 Open Studio 12:30-3:30PM	16 Open Studio 10:00-4:00PM
17 Open Studio 10:00-4:00PM	18 Open Studio 1:30-4:30PM	19	20 Open Studio 2:00-5:00PM	21 Open Studio 1:00-4:00PM	22 Open Studio 12:30-3:30PM	23 Open Studio 10:00-4:00PM
24 No Open Studios Memorial Day	25	26	27 Open Studio 2:00-5:00PM	28 Open Studio 1:00-4:00PM	29 Open Studio 12:30-3:30PM	30 Open Studio 10:00-4:00PM
31 Open Studio 10:00-4:00PM						

OPEN STUDIO



JUNE

Masks Required
Thursday

2026

SUN	MON	TUE	WED	THU	FRI	SAT
	1 Open Studio 1:30-4:30PM	2	3 Open Studio 2:00-5:00PM	4 Open Studio 1:00-4:00PM	5 Open Studio 12:30-3:30PM	6 Open Studio 10:00-4:00PM
7 Open Studio 10:00-4:00PM	8 Open Studio 1:30-4:30PM	9	10 Open Studio 2:00-5:00PM	11 Open Studio 1:00-4:00PM	12 Open Studio 12:30-3:30PM	13 Open Studio 10:00-4:00PM
14 Open Studio 10:00-4:00PM	15 Open Studio 1:30-4:30PM	16	17 Open Studio 2:00-5:00PM	18 Open Studio 1:00-4:00PM	19 No Open Studios Juneteenth	20 Open Studio 10:00-4:00PM
21 Open Studio 10:00-4:00PM	22 Open Studio 1:30-4:30PM	23	24 Open Studio 2:00-5:00PM	25 Open Studio 1:00-4:00PM	26 Open Studio 12:30-3:30PM	27 Open Studio 10:00-4:00PM
28 No Open Studios	29 No Open Studios	30 Semester Break				



Berry Sweet!

**MAY
29TH**

FRIDAY

**6:00 - 9:00
PM**

Spring calls for fresh berries, farmers markets, and handmade pieces that celebrate the season.

In this beginner-friendly workshop, you'll hand-build your own ceramic berry bowl or mug-style colander perfect for rinsing all sorts of berries straight from the market. You'll learn how to shape a functional bowl or handled colander, create drainage holes, and add decorate it with a colorful palette. The result a functional piece that feels right at home on your kitchen counter all season long.

46 Park Street, Framingham, MA

**More information and registration
at www.brickstack.org**

**\$
50
per student**



**COMMUNITY KILN
AT BRICK STACK ARTS CENTER
A PROGRAM OF **S M O C****

Summer Registration

Our Summer Session is split into two sessions, Summer I and Summer II; Each run for 5 weeks long.

Registration for Summer I (July 5th - August 8th) classes opens on **Saturday, June 6th at 9AM.**

Registration for Summer II (August 16th - September 19th) opens on **Saturday, July 18th at 9AM.**

To read more on our policies and see more class information, visit our website at

www.brickstack.org

COMMUNITY KILN
AT BRICK STACK ARTS CENTER

A PROGRAM OF **S M C**

COMMUNITY KILN
AT BRICK STACK ARTS CENTER

A PROGRAM OF **S M C**

TALK TO US

communitykiln@smoc.org

508-309-4604

All Level Wheelthrowing

Sunday 6PM - 9PM

Tuesday 10AM - 1PM

Tuesday 6:30PM - 9:30PM

Thursday 10AM - 1PM

Friday 9AM - 12PM

Intermediate Wheelthrowing

Monday 6:30PM - 9:30PM

Thursday 6:30PM - 9:30PM

Handbuilding

Wednesday 9:30AM - 1:30PM

Wednesday 6:30PM - 9:30PM

Sculptural Handbuilding

Monday 10AM - 1PM

www.brickstack.org

COMMUNITY KILN
AT BRICK STACK ARTS CENTER

A PROGRAM OF 

TALK TO US

communitykiln@smoc.org
508-309-4604

Kids Clay

Tuesday 4PM - 6PM

Students ages 9 -12 will learn to create one of a kind ceramics using basic handbuilding techniques. Tuition includes instruction, clay, glaze, underglazes, and firing. Each session meets for 5 weeks.

Teen Clay

Thursday 4:15PM - 6:15PM

Both handbuilding and wheelthrowing exploration is encouraged. Class discussions and critiques of fired works will allow students to better explore these individual styles. Tuition includes instruction, 25 lbs of clay, firing costs, underglazes and glazing. Each session meets for 5 weeks.

www.brickstack.org

CLAY NIGHT OUT!

PARENT-
CHILD
WORKSHOP

Friday, June 12th 4-6:30PM



\$50
PER PERSON



COMMUNITY KILN
AT BRICK STACK ARTS CENTER
A PROGRAM OF S M C



**FRIDAY, JUNE
12TH, 4-6:30PM**



**COMMUNITY KILN
46 Park Street
Framingham, MA**

In this parent-child workshop, students will handbuild ceramic boxes out of clay. Use your box to store treasures, love letters, bobbles and more. Choose from a variety of glazes to finish your pieces. Each student will be able to make up to 1, medium sized box. Children aged 12 and up are welcome!

For more information and registration visit
www.brickstack.org

Intro to Clay

June 29th-July 1st,
9:30-11:30AM

\$105

This summer program is an introduction to ceramics for our littlest artists. Students aged 6-10 will explore clay through pinching, coiling, slab building, and mini sculpture projects. Throughout the three days, youth students will be presented with mini projects and games to grow their joy for ceramics!

Class takes place at our Framingham studio from 9:30-11:30AM, June 29th-July 1st. We recommend that students attend all days— there will not be make up sessions available.

\$105, all materials included.



COMMUNITY KILN
AT BRICK STACK ARTS CENTER
A PROGRAM OF **SMOC**

**SIGN UP AND REGISTER NOW
AT WWW.BRICKSTACK.ORG**

OUT ART

OPENING RECEPTION



JUNE 7TH
5 - 8 PM

CLOSING RECEPTION

JULY 26TH
5 - 8 PM




FAMILY FRIENDLY

FEATURING
10
ARTISTS



ON VIEW JUNE + JULY

THE FRAME
SHOP
NATICK, MA



DETAILS & RSVP



ALL ARE WELCOME



SUMMER CLASSES 2026



**COMMUNITY KILN
AT BRICK STACK ARTS CENTER**

A PROGRAM OF **S M C**

SUMMER 1
July 5 - August 8th

SUMMER 2
August 16th -
September 19th

Kids Clay

Tuesday 4PM - 6PM

Students ages 9 -12 will learn to create one of a kind ceramics using basic handbuilding techniques. Tuition includes instruction, clay, glaze, underglazes, and firing. Each session meets for 5 weeks.

\$175

Teen Clay

***Thursday 4:15PM -
6:15PM***

Teens ages 13-18 will explore methods and strategies to create their own, unique ceramic pieces. With a focus on handbuilding techniques, students will learn to make a variety of functional items such as bowls, mugs and dishes, as well as decorative objects. Each session meets for 5 weeks.

\$215


TALK TO US

communitykiln@smoc.org
508-309-4604

WWW.BRICKSTACK.ORG

TOOLS FOR SALE

COMMUNITY KILN

LT5  **\$5**

KSP4  **\$6**

Mudtools Do All  **\$25**



Wooden Rib  **\$8**

S-10 X Serrated  **\$3**

S-4 X Scraper  **\$3**


S-6 X Scraper **\$3**

S-11S Serrated  **\$4**

Mudtools R5  **\$9**

Mudtools Y1  **\$9**

Mudtools G2  **\$9**

Mudtools B3  **\$9**

TOOLS FOR SALE

COMMUNITY KILN

Pin Tool



\$4

COH Fettling Knife



\$5

Wire Cutter



\$5

Hake 1' Glaze Brush



\$4.25

Sponge



\$2

Chamois



\$.50

Kemper 402



\$6

Wood Tool



\$1

Calipers



\$10

Kemper WLS



\$4

Doo Woo Paddle 4-9



\$25

TOOLS FOR SALE

COMMUNITY KILN

Beginner Tool Set

\$30



Sponge



Large Loop Tool



Small Loop Tool



Clay Cutter



Needle Tool



Wooden Rib

Metal Rib



Wooden Knife