



Instructions for loading single market data into the Radius software program from your email.

First, make sure that the Radius software program is closed.

Now Click on the link in your email.

Your email will look like this when it arrives.

A new FileShare™ has been created for you. Please use this link to download the shared file(s). If clicking the link does not work, manually copy the link and paste it in your web browser.

FileShare™ link: [Click here to access FileShare™](#)

FileShare™ Details have been given below:

| | |
|---------------------|---------------------------|
| FileShare™ Sent By: | |
| Link Expiration: | Jan. 09, 2016 04:27:30 PM |


If you have questions about the files, please contact the sender:


Thank you for using our service.

Eastlan Ratings

You can also copy this link to your web browser:
<https://private.filesanywhere.com/M66W/FS/v.aspx?v=8a6d68bd60a6a5bb6f9b>

This email was sent to [dhaslings@eastlanratings.com]. To stop emails from this user, you may [unsubscribe](#) or write to: FilesAnywhere Postmaster, 3301 Airport Freeway, Suite 200, Bedford, TX 76021. [Eastlan Ratings](#) [Privacy Policy](#)



 **EASTLAN**
R A T I N G S



English  LOG OUT




Root Folder




FileShare Links

Shared by: Dave Hastings dhastings@eastlanratings.com

Search by filename  

 DOWNLOAD ALL FILES  PREVIEW ALL FILES

☐ Sort by: Name | Type | Date | Size | View:   

| | | | | | |
|--------------------------|---|-----------------------------|----------------------|----------|---|
| <input type="checkbox"/> |  | Las Cruces, NM Fall2017.EXE | Dec 09 2017 04:02 PM | 490.2 KB |   |
|--------------------------|---|-----------------------------|----------------------|----------|---|

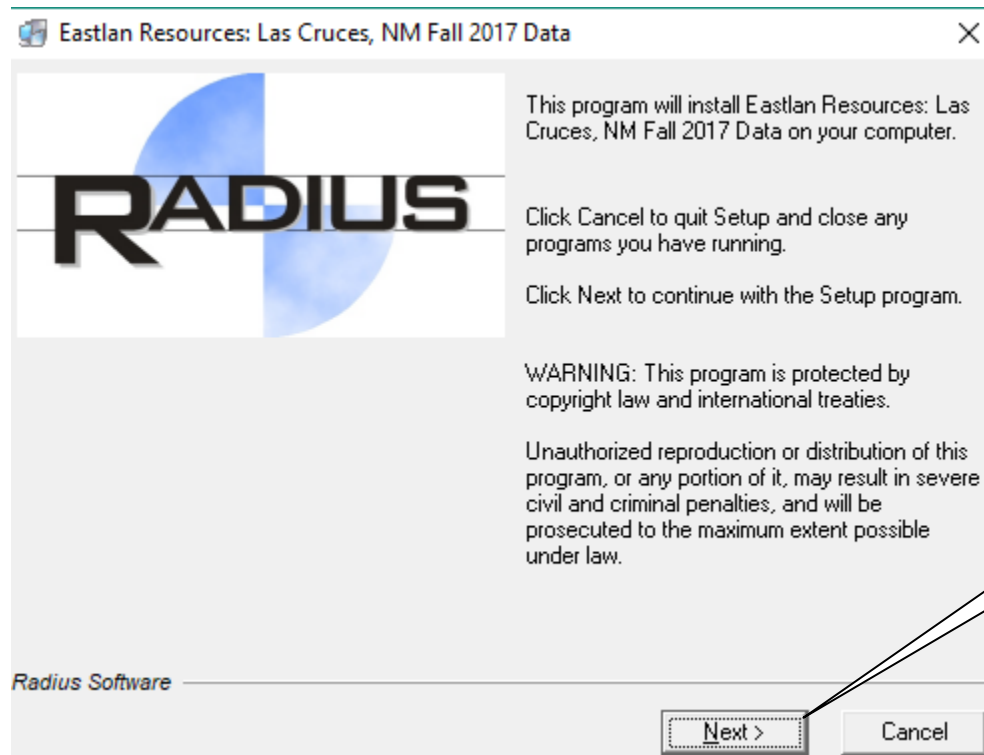
Click on the market title to download, or..... left click once on the green arrow to download.

The set-up files will now be transferred to your computer. If you receive any Security Warnings, select to Continue, Run or Allow.

Depending on your browser, Chrome, Internet Explorer, Edge, Firefox: once the file has downloaded, click on the file from the folder or browser and double-click to begin installation.



Click Next to proceed.



1) Click I Agree, then 2) click Next.

Eastlan Resources: Las Cruces, NM Fall 2017 Data

End-User License Agreement

Please Read The Following Carefully...

microtherapy inc. END-USER LICENSE AGREEMENT

This End-User License Agreement ("EULA") pertains to this microtherapy inc. ("MICROTHERAPY") software product (called the "SOFTWARE" in this Agreement). Read the terms and conditions of this End-User License Agreement ("EULA") before installing, copying, or otherwise using the SOFTWARE.

This End-User License Agreement ("EULA") is a legal agreement between you, ("Customer" or "You" or "Client"), and MICROTHERAPY. By selecting "I Agree" and pressing the "Next" button, installing, copying, or otherwise using any part of the above Software or any associated media, any printed materials, or any "online" or electronic documentation (the "SOFTWARE"), you agree to be bound by the terms of this EULA. If you do not agree with the terms and conditions of this EULA, contact

☒ I Agree
☐ I do not accept these terms

Radius Software

< Back Next > Cancel

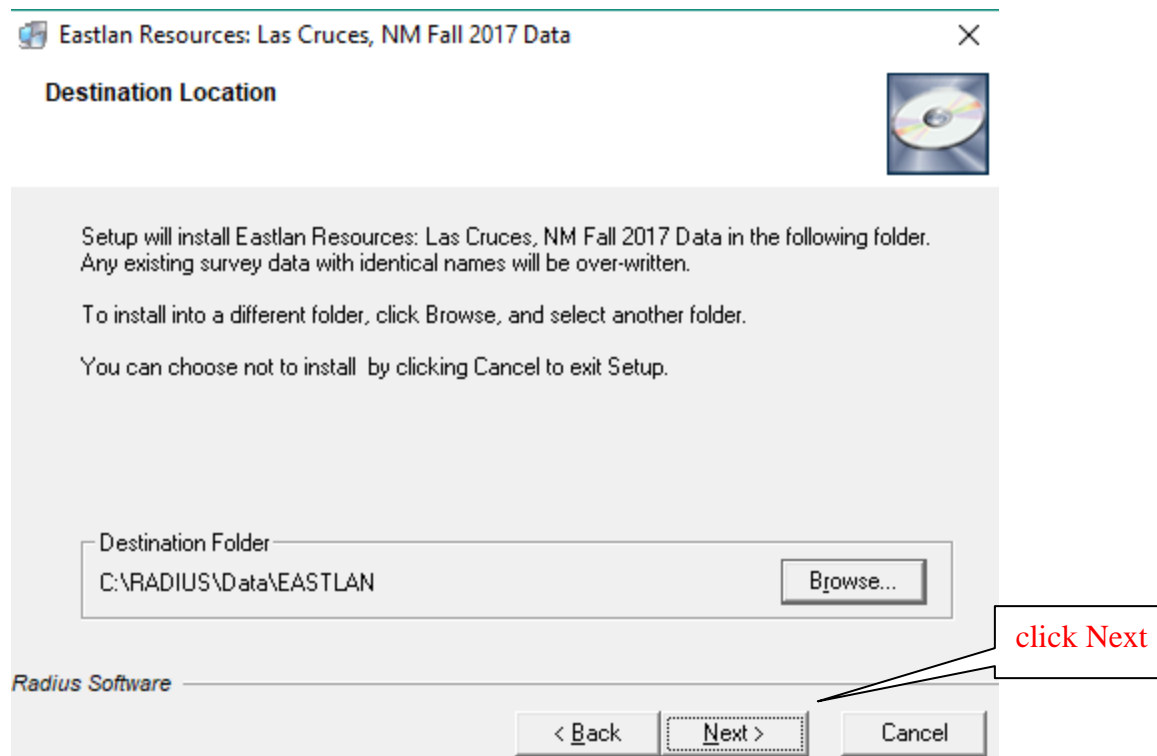
1) Click I Agree

2) Click Next

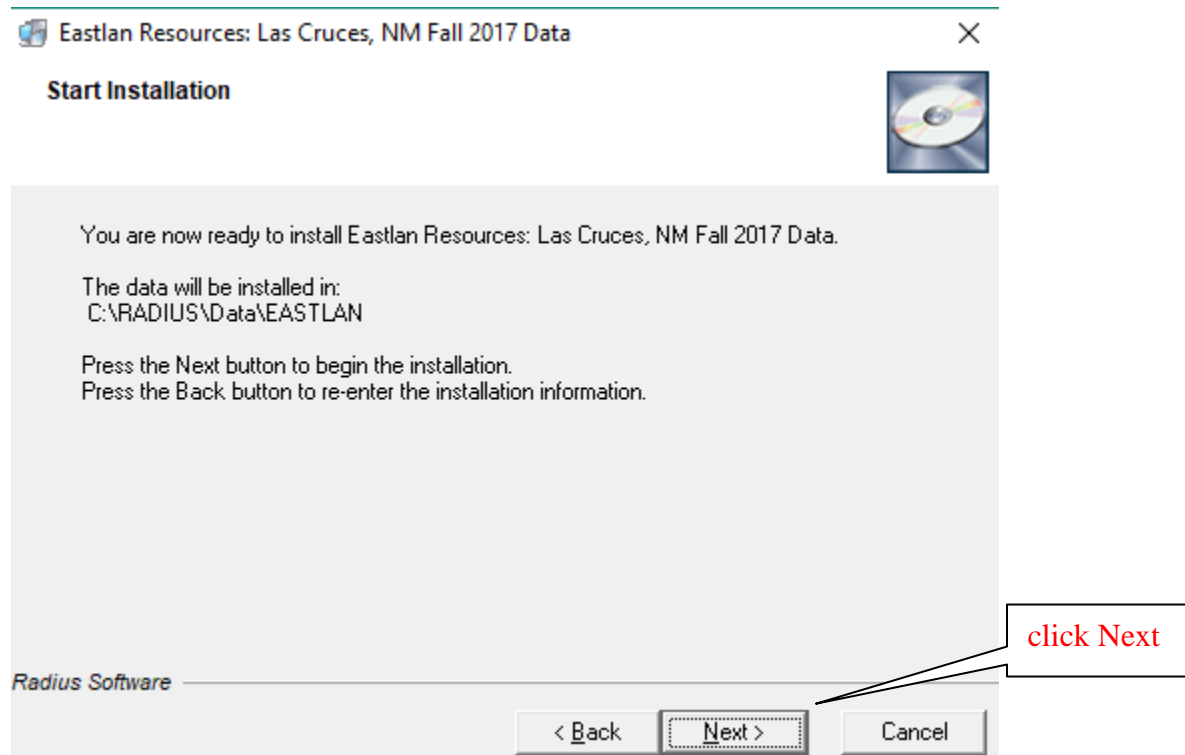
The next window, Destination Location *is the most important part* of the data installation.

In the lower left, the Destination Folder should read:

C:\Radius\Data\EASTLAN/(name of market) .If it does, click the Next button. (if it does not, contact Eastlan Ratings Support; 253-858-6671)

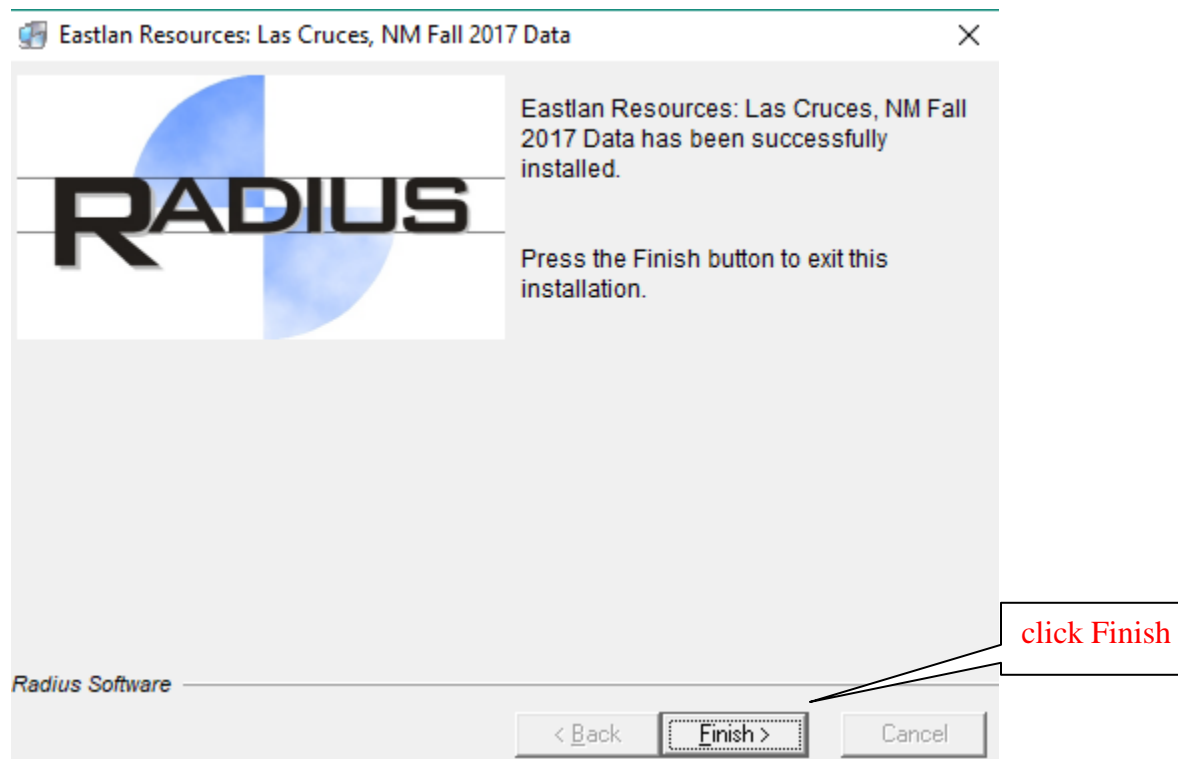


The Start Installation window is confirming you wish to continue; click the Next button.





Click on Finish, now your data is installed.
Begin using Radius by double-clicking the Radius icon on your desk top screen.





Should you need training or need assistance with your installation, please contact Eastlan Ratings Support.

1+253-858-6671
support@eastlanratings.com

Thank you for using Radius and Eastlan Ratings.