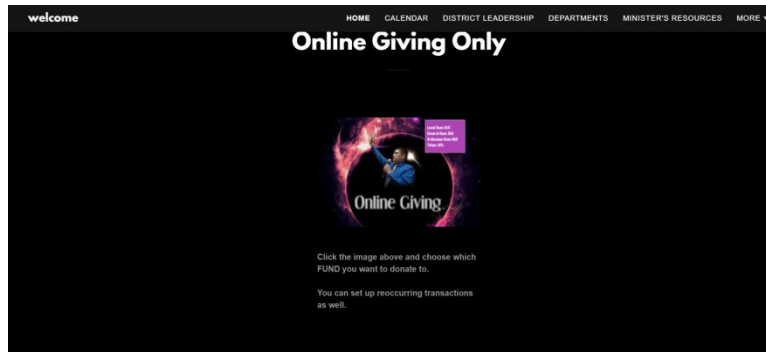


Breeze Tutorial – Credit Card setup

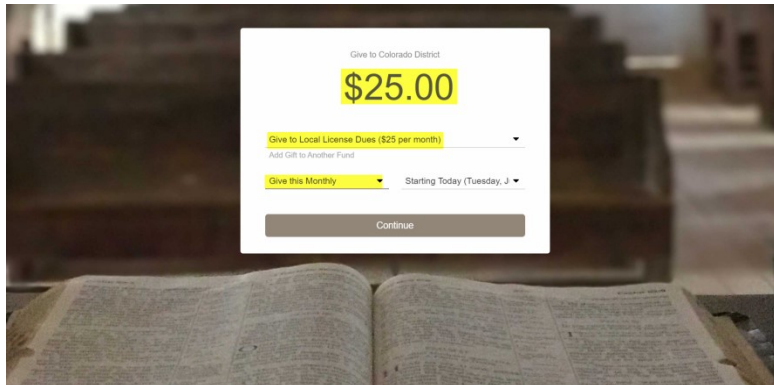
Last Updated: 7/21/2020

There are multiple ways to pay your dues/tithes, or give an offering on Breeze.

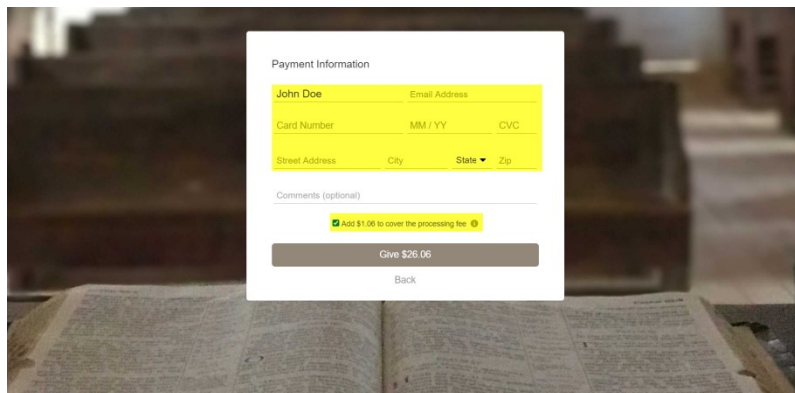
The first way to give is from the front page of the www.coloradodistrict.com website, scroll down to the “Online Giving” icon.



Fill out the form as required.



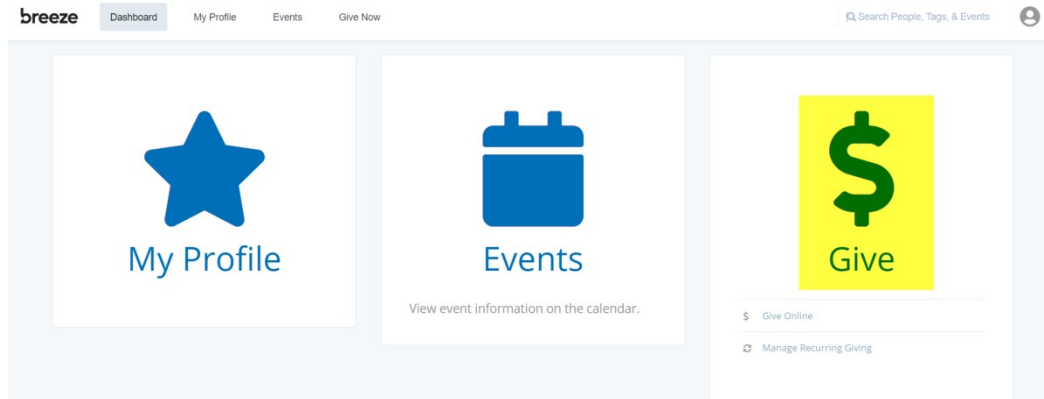
Fill out the form as required.



When the form is filled out click “Give \$ _____”

The second way to give is from within Breeze.

Click on the dollar sign “Give” icon below.



Fill in the amount.

Choose a fund.

Choose how often to give (Monthly or annually is best).

Give to Colorado District

\$35.00

Give to Ordination License Dues (\$35 per month) ▼
Add Gift to Another Fund

Give this Monthly ▼ Starting Today (Tuesday, July 21) ▼

Continue

Fill out your credit card information.

Payment Information

John Doe JohnDoe@Geniuos.com

Card Number MM / YY CVC

Street Address City State ▼ Zip

Comments (optional)

Add \$1.35 to cover the processing fee ⓘ

Give \$36.35

Back

This secure site is powered by Breeze and is protected by reCAPTCHA. The Google Privacy Policy and Terms of Service apply.