

**My Stead Scholar Experience**

Presentation for Arkansas Department of Health  
employees

Approximately 40 attendees

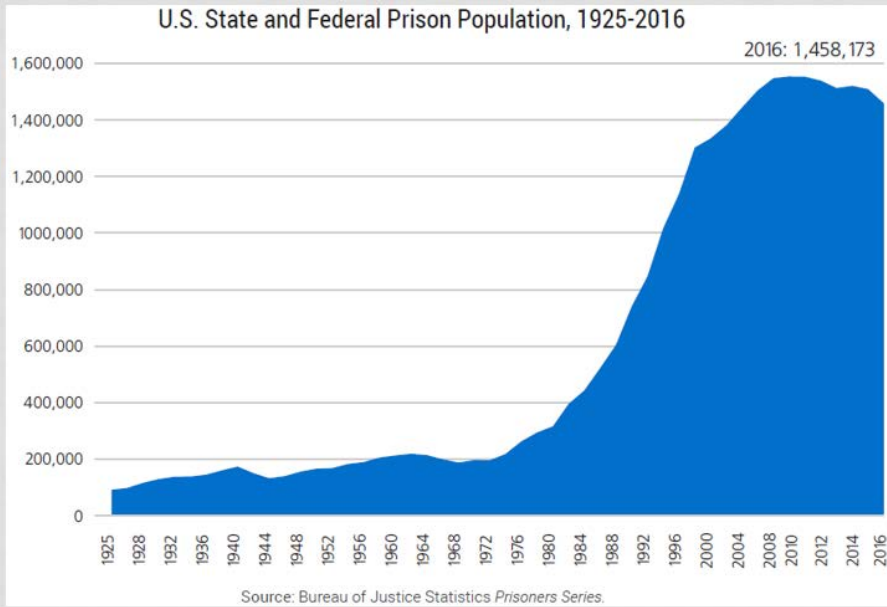
Advertisement: email invitation

# MY STEAD SCHOLAR EXPERIENCE

HANNAH BRANTON, STEAD SCHOLAR, UCA  
UNDERGRADUATE - HEALTH EDUCATION

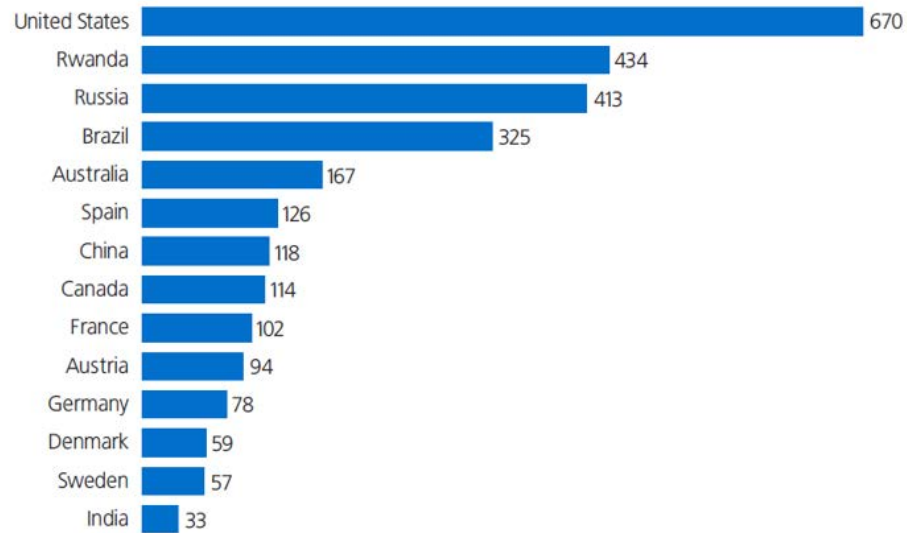


# BACKGROUND



## BACKGROUND CONT...

International Rates of Incarceration per 100,000



Source: Walmsley, R. (2018). World Prison Brief. London: Institute for Criminal Policy Research. Available online: <http://www.prisonstudies.org/world-prison-brief>

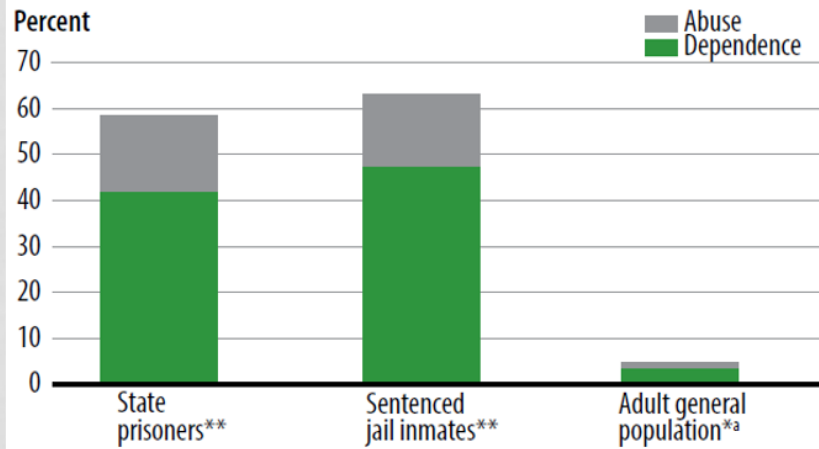
## BACKGROUND CONT...

- **Jail inmates have a higher prevalence of almost all mental illnesses.**



## BACKGROUND CONT...

### Inmates and adult general population who met the criteria for drug dependence or abuse, 2007–2009



Note: See *Methodology* for definition of dependence and abuse based on the *Diagnostic and Statistical Manual of Mental Disorders*, Fourth Edition. See appendix

## STUDY OVERVIEW

- **Title: A Preliminary Assessment of Health and Disorder Among Incarcerated Persons in the Pulaski County Jail**
- **Melissa Zielinski, Ph.D., Department of Psychiatry; Nickolas Zaller, Ph.D., CPH**
- **Goal: Gain insight into the health of those who are in the Pulaski County Jail, regarding mental health and substance use, in order to implement affective mental health programs.**

## METHODS

- **Method #1: Administer mental health questionnaire in medical unit.**
- **Method #2: Administer mental health questionnaire in inmate units.**

## MY ROLE

1. Data collection
2. Data entry
3. Filing





# MENTAL HEALTH QUESTIONNAIRE

- Consent form
- PHQ-9
- GAD2
- SIAS-6
- PC-PTSD
- MCSF-X1
- McLean Screening Instrument for BPD
- CAGE-AID
- NIDA ASSIST
- Survey About Trauma Experiences
- PCL-5
- PTCI
- WHOQOL-BREF
- SSQ-6
- Rejection Sensitivity
- Demographics
- Suggestions

# PRELIMINARY RESULTS

**Table 1.** *Demographic Data for Study Participants*

|                      | <i>Men</i><br><i>N</i> = 66<br><i>M (SD)</i> or <i>n (%)</i> | <i>Women</i><br><i>N</i> = 34<br><i>M (SD)</i> or <i>n (%)</i> |
|----------------------|--|--|
| Age                  | 40.72 (10.23)  | 34.15 (9.19)   |
| Race                 |  |  |
| American Indian      | 3 (4.5%)   | -  |
| Black                | 32 (48.5%)   | 4 (11.8%)  |
| White                | 17 (25.8%)   | 25 (73.5%)   |
| More than One Race   | 13 (19.7%)   | 4 (11.8%)  |
| Not Reported/Missing | 1 (1.5%)   | 1 (2.9%)   |
| Latino ethnicity     |  |  |
| Yes                  | 5 (7.6%)   | 5 (14.7%)  |
| No                   | 45 (68.2%)   | 25 (73.5%)   |
| Not Reported         | 16 (24.2%)   | 4 (11.8%)  |
| Marital status       |  |  |
| Single/Never married | 26 (39.4%)   | 17 (50.0%)   |
| Married/Cohabiting   | 14 (21.2%)   | 6 (17.6%)  |
| Separated            | 12 (18.2%)   | 6 (17.6%)  |
| Divorced             | 13 (19.7%)   | 5 (14.7%)  |
| Not Reported/Missing | 1 (1.5%)   | -  |

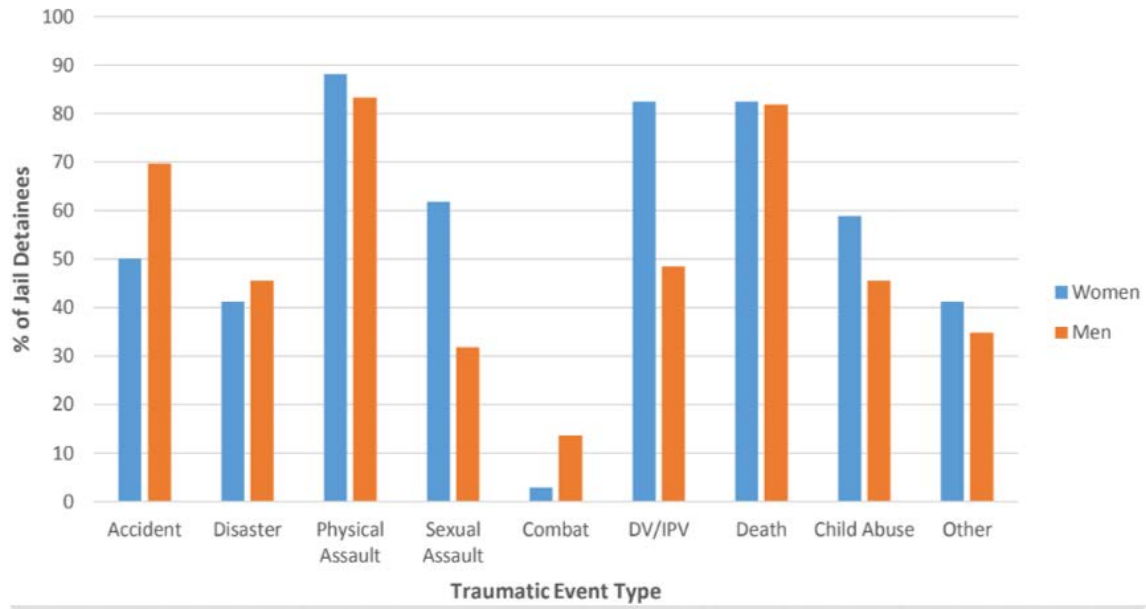
# PRELIMINARY RESULTS

**Table 1.** *Demographic Data for Study Participants*

|                               | <i>Men</i><br><i>N</i> = 66<br><i>M</i> ( <i>SD</i> ) or <i>n</i> (%) | <i>Women</i><br><i>N</i> = 34<br><i>M</i> ( <i>SD</i> ) or <i>n</i> (%) |
|-------------------------------|---|---|
| Education                     |   |   |
| 8 <sup>th</sup> Grade or Less | 2 (3.0%)  | -   |
| Some High School              | 11 (16.7%)  | 10 (29.4%)  |
| Completed GED                 | 5 (7.6%)  | 3 (8.8%)  |
| Graduated High School         | 21 (31.8%)  | 6 (17.6%)   |
| Some College                  | 19 (28.8%)  | 8 (23.5%)   |
| Graduated College             | 7 (10.6%)   | 7 (20.6%)   |
| Not Reported/Missing          | 1 (1.5%)  | -   |
| Employment prior to arrest    |   |   |
| Yes                           | 45 (68.2%)  | 15 (44.1%)  |
| No                            | 19 (28.8%)  | 19 (55.9%)  |
| Not Reported/Missing          | 2 (3.0%)  | -   |

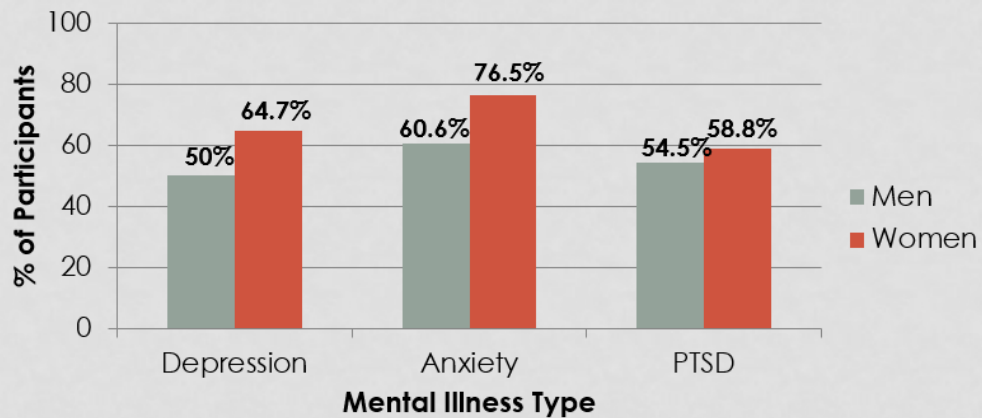
# PRELIMINARY RESULTS

Trauma Screening Results



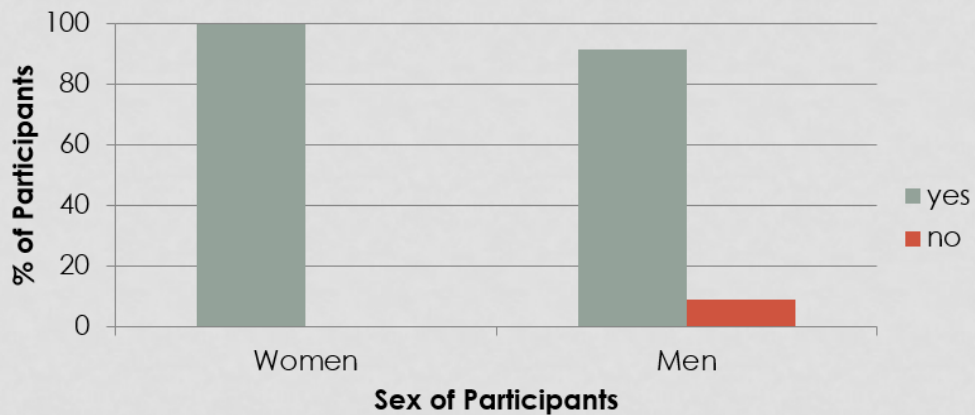
## PRELIMINARY RESULTS

### Symptoms Of Mental Illness Above Clinical Cutoff




## PRELIMINARY RESULTS

### Do you wish there were more treatment programs?



## REQUESTED PROGRAMS

- **Better educational programs**
- **Drug classes**
- **More religious classes**
- **Mental Health**
- **Physical activity**



## LIMITATIONS

- Self reporting
- Jail availability
- Time



## DISCUSSION

- Programs are needed.
- Programs are wanted.
- Funding.
- Further research.



# ACKNOWLEDGEMENTS

- **Mentors**

- Dr. Melissa Zielinski, Ph.D., Department of Psychiatry
- Dr. Nicholas Zaller, Ph.D., COPH

- **Research Assistants**

- Taylor Neher
- Devin Guillory
- Ariel Noble
- Symone Bennett

- Dr. Namvar Zohoori, MD, PhD, MPH

- Dr. Joe Bates, MD, MS

- Dr. Austin Porter, DrPH, MPH

- Dr. Kevin Ryan

- Stead Scholars: Caleb, Mylon, Emma, Erika, Charis





## REFERENCES

- Bronson, J., Berzofsky, M. (2017). *Indicators of mental health problems reported by state prisoners and jail inmates*. Retrieved from <https://www.bjs.gov/content/pub/pdf/imhprpji1112.pdf>.
- Collier, L. (2014). *Incarceration nation*. Retrieved from <http://www.apa.org/monitor/2014/10/incarceration.aspx>
- The sentencing project. (2018). *Trends in U.S. corrections*. Retrieved from <http://sentencingproject.org/wp-content/uploads/2016/01/Trends-in-US-Corrections.pdf>.
- Bronson, J., Stroop, J., Zimmer, S., Berzofsky, M. (2017). *Drug use, dependence, and abuse among state prisoners and jail inmates, 2008-2009*. Received from <https://www.bjs.gov/content/pub/pdf/dudaspji0709.pdf>.
- Diagnostic and statistical manual of mental disorders (5th edition). (2013). Washington, DC: American Psychiatric Association.