

TRAVEL GUIDE:

BARCELONA,
SPAIN



FOR YOUR MOST AMAZING PHOTOS


5 BEST SPOTS

for your instagram



SAGRADA FAMILIA

This iconic basilica, designed by architect Antoni Gaudí, is one of Barcelona's most famous landmarks. Its intricate facades, towering spires, and colorful stained glass windows provide endless opportunities for striking photos.



PARK GÜELL

Another masterpiece by Antoni Gaudí, Park Güell is a whimsical park filled with colorful mosaics, winding paths, and unique architectural features. Capture panoramic views of the city from the park's terraces, and photograph the famous mosaic dragon fountain and the iconic serpentine bench.



BARRI GÒTIC

Wander through the narrow medieval streets of the Gothic Quarter, lined with historic buildings, hidden squares, and charming cafes. Capture architectural details like Gothic churches, Roman ruins, and ornate doorways as you explore this atmospheric neighborhood.



BARCELONETA BEACH

Barcelona's bustling beachfront offers plenty of photo opportunities, from panoramic views of the Mediterranean Sea to colorful beach umbrellas and lively beachgoers. Capture the vibrant energy of the waterfront promenade, or photograph the iconic W Hotel rising above the sand.



CASA BATLLÓ AND CASA MILÀ (LA PEDRERA)

These two modernist masterpieces by Antoni Gaudí are must-see attractions in Barcelona. Casa Batlló's undulating facade and colorful mosaic tiles make for stunning photos, while Casa Milà's sculptural rooftop chimneys and winding staircases offer unique architectural details to capture.

when at **SAGRADA FAMILIA**

Follow these tips!

The Sagrada Família is one of Barcelona's most iconic landmarks, offering numerous stunning photo opportunities. Here are some of the top locations for capturing memorable photos of the Sagrada Família:



01 PLAÇA DE GAUDÍ

This square is located directly in front of the Nativity Facade of the Sagrada Família. It offers an unobstructed view of the facade, making it an ideal spot for capturing the full grandeur of the basilica in your photos.

02 NATIVITY FACADE

Explore the intricate details of the Nativity Facade, designed by Antoni Gaudí himself. This side of the Sagrada Família is adorned with elaborate sculptures depicting scenes from the birth of Jesus, making it a rich and visually captivating subject for photography.

03 PASSION FACADE

The Passion Facade, located on the opposite side of the basilica, offers a starkly different aesthetic with its angular, modernist sculptures depicting the crucifixion and death of Jesus. Capture the dramatic lines and expressive figures of this facade in your photos.

04 INTERIOR

Don't miss the opportunity to photograph the breathtaking interior of the Sagrada Família. The soaring columns, colorful stained glass windows, and intricate ceiling vaults create a mesmerizing space filled with light and color. Be sure to capture the play of light and shadow as it filters through the stained glass.

05 SURROUNDING AREA

Step back and capture the Sagrada Família in its urban context, surrounded by the bustling streets of Barcelona. Look for vantage points that offer interesting perspectives or frame the basilica against the backdrop of the city skyline.

when at PARK GÜELL

Follow these tips!

Park Güell in Barcelona is a stunning location with many picturesque spots perfect for selfies. Here are some of the best spots for selfies in Park Güell:



01 THE MAIN TERRACE

This area features the iconic mosaic serpent bench, designed by Antoni Gaudí. The colorful mosaic tiles and sweeping curves of the bench make for a vibrant and dynamic backdrop for selfies.

02 THE HYPOSTYLE ROOM

This covered area features a series of Doric columns supporting a mosaic ceiling. The intricate tile work and unique architectural details provide a dramatic setting for selfies.

03 THE SALAMANDER STATUE

The Passion Facade, located on the opposite side of the basilica, offers a starkly different aesthetic with its angular, modernist design. At the entrance of Park Güell, you'll find the famous mosaic salamander (also known as "el drac"), which has become a symbol of the park. This whimsical statue makes for a fun and memorable selfie prop.

04 THE VIADUCTS

The viaducts and pathways throughout the park offer stunning views of the surrounding city and countryside. Find a scenic spot along one of the paths or on one of the viaducts for a selfie with a panoramic backdrop.

05 THE NATURE TRAIL

Take a stroll along the park's nature trails to discover secluded spots surrounded by lush vegetation and towering trees. These tranquil settings provide a peaceful backdrop for selfies amidst nature.

when at **BARRI GÒTIC**

Follow these tips!

The Gothic Quarter (Barri Gòtic) in Barcelona is a historic and atmospheric neighborhood filled with narrow medieval streets, Gothic architecture, and hidden squares. Here are some of the best photo opportunities in the Gothic Quarter:



01 CATEDRAL DE BARCELONA

The Cathedral of Barcelona is a masterpiece of Gothic architecture and a must-see landmark in the Gothic Quarter. Capture photos of its impressive facade, intricate gargoyles, and soaring spires.

02 PLAÇA DEL REI

This historic square features several notable buildings, including the Palau del Lloctinent and the Palau Reial Major. Photograph the picturesque square with its elegant arcades, Renaissance fountain, and medieval architecture.

03 CARRER DEL BISBE

This charming street is famous for its neo-Gothic bridge, Pont del Bisbe, which connects the Palau de la Generalitat with the Casa dels Canonges. Capture photos of the ornate bridge against the backdrop of historic buildings.

04 PLAÇA SANT FELIP NERI

This tranquil square is home to the Sant Felip Neri Church, known for its scarred facade from bomb damage during the Spanish Civil War. Capture the peaceful atmosphere of the square and the poignant beauty of the church.

05 CARRER DELS ARCS

This picturesque street is lined with Gothic arches and historic buildings, providing a quintessential backdrop for photos of the Gothic Quarter's medieval charm.

06 PLAÇA HIDDEN ALLEYS AND PASSAGEWAYS

Take time to explore the narrow alleys and hidden passageways of the Gothic Quarter, where you'll discover charming corners, ancient doorways, and unexpected architectural details perfect for atmospheric photos.

07 PLAÇA DE SANT JAUME


This historic square is home to the Palau de la Generalitat and the City Hall (Ajuntament), two important government buildings. Capture photos of the grand facades and the lively activity in the square.



when at BARCELONETA BEACH

Follow these tips!

Barcelona's beaches offer a variety of picturesque spots for photography. Here are some of the best photo spots on Barcelona's beaches:



01 **BARCELONETA BEACH**

This popular beach is known for its lively atmosphere and stunning views of the Mediterranean Sea. Capture photos of the sandy shore, colorful beach umbrellas, and the iconic W Hotel in the background.

02 **BREAKWATERS**

Walk along the breakwaters that extend into the sea for unique photo opportunities. These structures offer panoramic views of the coastline and city skyline, as well as interesting perspectives of the beachgoers and waterfront activities.

03 **SUNRISE AND SUNSET**

Visit the beach during sunrise or sunset for golden-hour photography. The soft, warm light creates a magical atmosphere, illuminating the sky with vibrant colors and casting a beautiful glow over the beach and sea.

04 **BEACH BARS AND CAFES**

Capture the lively atmosphere of the beachfront bars and cafes, where locals and tourists gather to enjoy drinks and snacks with a view. These spots offer opportunities for candid photography and street scenes.

05 **WATER SPORTS**


Barcelona's beaches are popular for water sports such as paddleboarding, windsurfing, and kite surfing. Capture action shots of athletes in motion against the backdrop of the sea and skyline.

06 **PUBLIC ART INSTALLATIONS**

Look for public art installations and sculptures along the beach promenade, such as Frank Gehry's "Peix d'Or" (Golden Fish) sculpture. These artistic elements add visual interest to your photos and reflect the city's vibrant cultural scene.

07 **BEACH PROMENADE**


Walk along the beach promenade, known as the Passeig Marítim, for scenic views and architectural details. Capture photos of palm trees, street performers, and the bustling activity along the waterfront.



when at CASA BATLLÓ AND CASA MLÀ (LA PEDRERA)

Follow these tips!

Photographing Casa Batlló, one of Antoni Gaudí's masterpieces in Barcelona, requires attention to detail and creativity to capture its unique architectural features and artistic elements. Here are some tips for photographing Casa Batlló:



01 CHOOSE THE RIGHT TIME

Visit Casa Batlló during the early morning or late afternoon for soft, flattering light that enhances the building's colors and textures. Avoid harsh midday sunlight, which can create harsh shadows and blown-out highlights.

02 CAPTURE THE FACADE

Start by photographing the exterior facade of Casa Batlló, focusing on its undulating curves, colorful mosaic tiles, and intricate details. Experiment with different angles and perspectives to showcase the building's unique architecture.

03 FOCUS ON DETAILS

Pay attention to the architectural details and decorative elements of Casa Batlló, such as the dragon-inspired roof, the swirling facade, and the whimsical balconies. Use a zoom lens or get close to capture these details in your photos.

04 INCLUDE CONTEXT

Incorporate the surrounding environment into your photos to provide context and perspective. Include nearby buildings, streets, and pedestrians to convey the building's place within the cityscape.

05 EXPERIMENT WITH COMPOSITION

Experiment with different composition techniques, such as leading lines, symmetry, and framing, to create visually compelling images. Look for interesting patterns, textures, and reflections to add depth and interest to your photos.

06 VISIT AT NIGHT

Consider visiting Casa Batlló at night when it's illuminated with colorful lights, creating a magical atmosphere. Use a tripod and a slow shutter speed to capture long-exposure shots of the building's illuminated facade.

07 BE CREATIVE

Don't be afraid to get creative with your photography. Experiment with different camera settings, angles, and perspectives to capture unique and artistic images of Casa Batlló.

BOOK YOUR VACATION PHOTOGRAPHER NOW WITH

Pix Around



PIX AROUND

Pix Around Ltd

590 Green Lanes

N13 5RY, London, England

Phone +44 75 1148 8211

WhatsApp +44 75 1148 821

KEEP IN TOUCH

[About us](#)

[Contact us](#)

[For Travel Advisors](#)

[Newsletter](#)

[Photographer application](#)

[Stories](#)

OUR SERVICES

[Photoshoot packages](#)

[Proposal photoshoot](#)

[Give a Gift Card](#)

[Redeem a Gift Card](#)

TERMS & PRIVACY

[Terms & Conditions](#)

[FAQS](#)

[Give a Gift Card](#)

[Redeem a Gift Card](#)

[Privacy Policy](#)

[Cookie Policy](#)



PIXAROUND
YOUR VACATION PHOTOGRAPHER