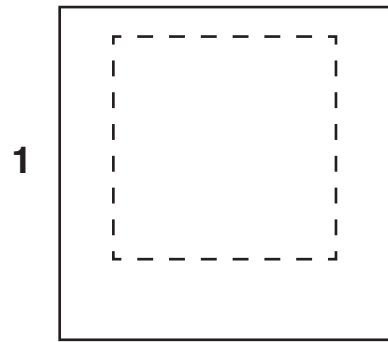


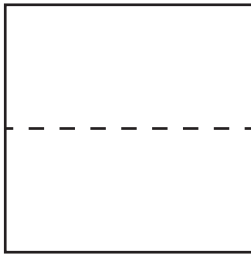
CANINE CATCHER

HOW TO FOLD

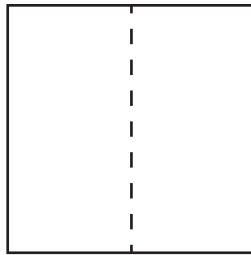
- 1 CUT OUT ON THE LINES
- 2 FOLD IN HALF HORIZONTALLY
- 3 FOLD IN HALF VERTICALLY
- 4 FOLD EACH CORNER TO THE CENTER
- 5 FLIP OVER
- 6 FOLD EACH CORNER TO THE CENTER
- 7 FLIP OVER
- 8 FOLD IN HALF AND PUT FINGERS INTO FLAPS
- 9 READY TO CATCH A CANINE'S FORTUNE!



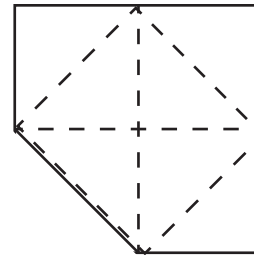
1



2

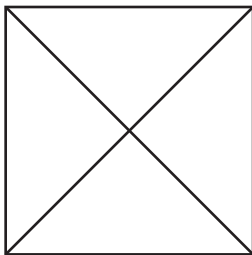


3

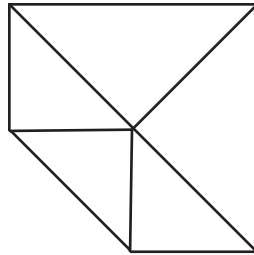


4

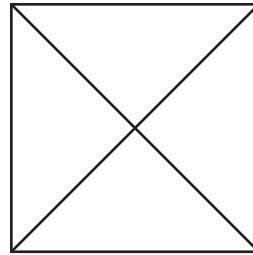
Blank side



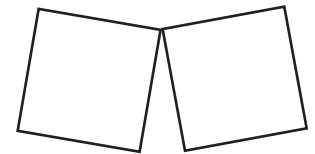
5



6



7



8



PAW

BALL

POOP

COLLAR

PLAY INSTRUCTIONS

Ask your canine to pick one of the images on the outside of the canine catcher.

Then the human holding the catcher will move their fingers in and out as many times as there are letters in the image name (count listed here).

So for example they pick the paw, the holder will switch back and forth as the spell out P-A-W (count 1, 2, 3).

The player then picks one of the numbers that is showing on the inside and repeats the process moving their fingers in and out that number of times.

Then your canine picks a number one more time, which reveals what's under the flap - their fortune!



CANINE CULT