

## Impact of Covid-19 pandemic on unemployment in India

Shubarat Shameem <sup>1</sup>, M Rajeswari <sup>2</sup>

<sup>1</sup> Research Scholar, Department of Economics, Annamalai University, Chidambaram Tamil Nadu (608002), India; bhatshubarat100@gmail.com

<sup>2</sup> Assistant Professor, Department of Economics, Annamalai University, Chidambaram Tamil Nadu (608002), India; saran-raji@yahoo.co.in

\*correspondence:bhatshubarat100@gmail.com

### Article History

Received: 20 May, 2022

Accepted: 03 July, 2022

Published: 10 August, 2022

### Citation

Shameem, S., & Rajeswari, M. (2022). Impact of Covid-19 pandemic on unemployment in India. *Journal of Economic Issues*, 1(1), 72-78.

<https://doi.org/10.56388/ei220810>

### Copyright

This is an open-access article under the terms of CC BY License, which permits use, distribution and reproduction in any medium, provided the original work is properly cited. © 2022 The Authors.

### Publisher's Note

Sci-hall press Inc. stays neutral with regard to jurisdictional claims in published maps and institutional affiliations.

**Abstract:** It is not wrong to say that the corona virus is a 'Black Swan Event- a term used to describe unpredictable events that have severe impacts worldwide. The economic impact of the pandemic has severe consequences on the Indian economy by dragging them into recession. This paper attempts to analyze the impact of the Covid-19 pandemic on unemployment in India, considering the secondary data collected through websites, newspapers, journals, and reports. For the past few years, the Indian economy is experiencing jobless growth. The existence of the unemployment crisis has been going on for a long time. Nevertheless, it was accomplished in developed countries during the great depression, while it was seen after the Second World War in developing countries. The rate of unemployment in India has risen rapidly over the past few years, despite the boost in the Indian economy. Due to the Covid-19 pandemic lockdown, as most private enterprises have fired their employees, the economy was further exacerbated by the unemployment crisis. The informal sector is the most affected by the lockdown, as construction works were closed, and most workers lost their jobs.

**Keywords:** Covid-19, Lockdown, Construction, Recession, Unemployment, Information Sector, Jobless growth.

## 1. Introduction

Unemployment has become a significant issue in many developing and developed countries. The most complicated socio-economic aspect in India is the unemployment problem. Increasing the army of unemployed has a diverse range of consequences on households, societies, and economies. At the household level, unemployment reduces the consumption level of the household because of a lack of income. At the social level, individuals who have been unemployed for a long time are compelled to commit crimes. At the economic level, unemployment reduces savings, output, and the amount of tax levied by the government, and as a result, the budget deficit grows in the economy. The most complicated macro-economic issue in India is unemployment the problem can't be removed by a golden touch instantly; the pressure on the unemployed could only be minimized by durable planning. In India Unemployment is considered a curse of development particularly the literate unemployed. In India, any person working about 8 hours a day for 273 days annually is considered as employed on a standard person-year basis. Thus, a person to be called an employed person must get meaningful work for a minimum of 2184 hours in a year. The person, who does not get work for this duration, is known as an unemployed person Ali et al. (2020). The vastness of job creation in an economy depends to a large extent on the level of its progress, thus when an economy makes progress and its production expands, employment opportunities increase. Over the past four decades, the Indian economy has been growing at unprecedented rates, but it has been characterized by jobless growth and the formalization of job opportunities in the organized sector. According to Jha & Mohapatra (2019), every 1% increase in GDP increases jobs by only 0.18%. Theoretically, if India achieves 10% growth for a significant number of years, it would mean jobs will grow at 1.8% annually- hardly enough to take care of the numbers entering the jobs market in any year (about 12 million). While jobs will not grow in proportion to with GDP, the unemployment scenario is unlikely to be gloomy. The International Labor Organization (ILO) report says that the number of unemployed in India increased from 1.7 crores in 2017 to 1.8 crores in 2018, and employment elasticity reduced to 0.15%, which means 1% GDP growth has increased just 0.15% of jobs in the country (ILO). This indicates jobless growth in the country during the past decade. According to the Centre for Monitoring Indian Economy Pvt. Ltd. (CMIE) report, the unemployment rate as of February 2019 was 7.2% which was 5.9% in February 2018 (Business Today,

2020)<sup>1</sup>. The unprecedented decline in employment in recent times has been a subject of debate and a matter of concern for the government, economists and policymakers on how to intensify job creation across India.

The Covid-19 health crisis has evolved into a global economic crisis, putting at risk the job, health, and income of millions of people worldwide and will have long-lasting ramifications for economies around the world. The pandemic has incapacitated the global labor market and governments around the globe. With the number of Covid-19 cases rising, the Indian government announced a complete lockdown between March 2020 and May 2020 to practice social distancing, as many other countries did. The pandemic revealed India's jobless growth by hitting the middle and lower-income groups quite hard. The full extent of the impact of Covid-19 on jobs and employment is still unfolding. The unemployment rate, which is the proportion of the labor force that fails to find employment, jumped to 23.5% immediately after the lockdown in April 2020 (CMIE).

Over 2.5 million employment have been jeopardized by the spread of Covid-19, according to research from the International Labor Organization (ILO). According to a study, about 81% of the world's 3.3 billion individuals have been harmed by the closing of their workplaces. As a result, the unemployment rate in the United Kingdom, the United States, Canada, and the number of European and Asian countries have increased significantly (Parul 2020). This paper aims to examine how Covid-19 affects joblessness in India. Literature and government sources are used to gather secondary data for the study.

## 2. Literature Review

Using data from both before and after the Covid-19 crisis, Dev & Rajeshwari (2020) examine the effect of the Covid-19 crisis on the informal sector. By putting an abrupt stop to all economic operations, a Covid-19 shutdown reduces the overall growth of the economy, which will impact income, employment, investment, and consumption. The central and state governments and the Reserve Bank of India have all improved India's economic status, which was also addressed in the paper.

This virus has a wide range of effects on the global economy, including travel, hospitality, healthcare, education, the labor market, and media and entertainment (Ozili & Thankom, 2020). The study shows how Covid-19 pandemic brings uncertainty among consumers, and investors by behaving optimistically. The study also explored the numerous policy steps countries took to lessen the virus's devastating effects.

Kumar et al. (2021) predicted that the consequences of Covid-19 on Indian economic development would be worse than the Great Depression of 1930. The article explores how Covid-19 may impact GDP growth and industrial output and simultaneously, dreams like \$5 trillion economy no longer even a distant chance. The researchers conduct an online survey on 400 professional experts to check out the possible effects of covid-19 on Indian economic development.

By adopting the Social Accounting Matrix (SAM), Bhupesh (2020) assesses the impact of Covid-19 on India's output and employment. According to the research, India's GDP will increase by 2.26% to 6.29% due to significant supply and a possible significant demand-side slowdown. The paper also addressed how critical linking industries and overseas demand have been hurt by the lockdown (Mehrotra et al., 2020).

From the available literature, it is found that most of the studies are associated with the economic impact of the Covid-19 pandemic on different sectors of the economy and the GDP of a country. Also, most of the studies are conducted to show the effect of the Covid-19 pandemic on the global supply chain. However, there are few studies available which unveil the impact of the Covid-19 pandemic on unemployment in India. This study intends to examine the overall impact of the Covid-19 pandemic on unemployment in India.

## 3. Data and Method

This study aims to analyze the impact of the Covid-19 Pandemic on unemployment in India. Secondary sources are the main database. The data have been extracted from the CMIE. A comparison has been made between the unemployment rates before and after the pandemic, with visualization using plot graphs.

## 4. Result and Discussion

Employment has been a significant worry for policymakers and the government in recent years. By raising the economy's growth rate and creating new jobs, each plan aims to eliminate unemployment. Most economists believe that a higher rate of economic growth can alleviate the backlog of unemployed workers and create new jobs, although this theory has yet to be proven (Dobriyal, 1970). Despite being the world's sixth-largest nominal GDP economy and the third-largest in terms of purchasing power parity, it remains by and large in the grip of a high unemployment rate.

Indian economy had recovered from a significant downturn in April and May 2020 when the labor participation rate decreased, unemployment soared, and there was much stress, many jobs were lost during that period. Roughly 126 million

---

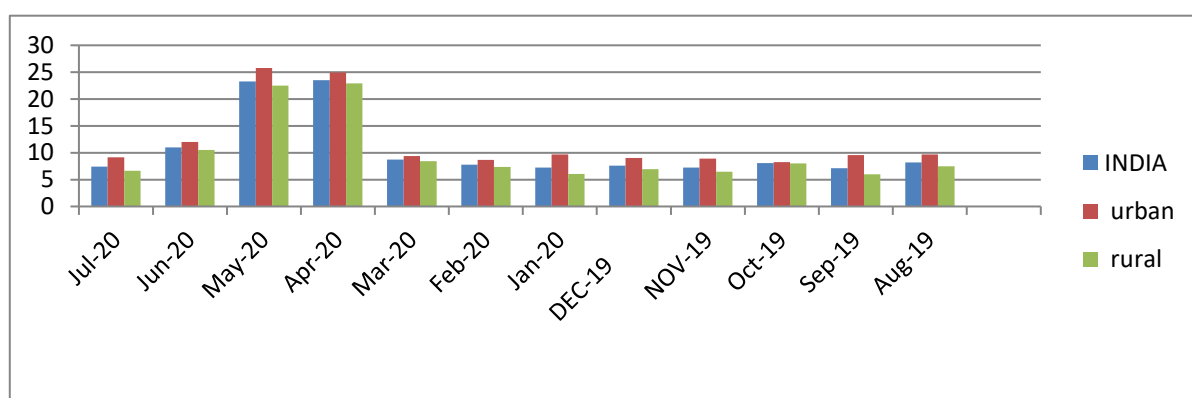
<sup>1</sup> BusinessToday. (2020, April 03). India's unemployment rate in March rises to nearly 9%, highest in 43 months: CMIE. Retrieved May 1, 2020, from <https://www.businesstoday.in/current/economy-politics/india-unemployment-rate-in-march-rises-to-nearly-9-highest-in-43-months-cmie/story/400057.html>

employment were destroyed when the epidemic struck in April 2020, which is a lot, and about 90 million of those positions were more daily wage earners (CMIE). A daily-wage earner can get work by going out to the curb, going to a construction site, or pulling a cart to sell his wares and finding work in those places. There was no way for the daily-wage workers to earn a living or keep their jobs after the nation went into lockdown on 24 March 2020, with one of the most strict preventative and containment measures against the epidemic. After the opening of lockdown, all of them pushed up their cards and started seeking for hiring opportunities again. So these are the daily-wage earners who can in a sense move in and out of the employment fairly casually. What happened though is their income-earning propensities declined, and so are the job opportunities for them. Many persons who had formal occupations before the pandemic returned to work in an informal capacity, indicating a rise in informality following the epidemic (Kesar et al., 2021). Even more worrisome, approximately 73 million salaried employees have been affected by Covid-19 (CMIE).

**Table 1.** The unemployment rate of India from August 2019- June 2020.

Month	Unemployment rate (%)		
	India	Urban	Rural
July -20	7.43	9.15	6.66
June -20	10.99	12.02	10.52
May -20	23.48	25.79	22.48
April-20	23.52	24.95	22.89
March -20	8.75	9.41	8.44
February-20	7.76	8.65	7.34
January- 20	7.22	9.7	6.06
December-19	7.6	9.07	6.93
November- 19	7.23	8.88	6.45
October-19	8.1	8.27	8.02
September -19	7.14	9.58	5.99
August -19	8.19	9.71	7.48

Source: Centre for Monitoring Indian Economy Pvt. Ltd. (CMIE)



**Figure 1.** Unemployment Rate of India from August 2019 to June 2020.

Data Source: Table 1.

India's unemployment rate decreased to 11% in June 2020, from a record high of 23.5% in April and May 2020, when the closed businesses reopened after weeks of Covid-19 pandemic lockdown (Table 1). The Report of CMIE says the unemployment rate in India has risen to 29% since the country went into lockdown in (March 2020). Many businesses have been forced to close as a result of the nationwide shutdown to contain the coronavirus outbreak (Nicola et al., 2020).

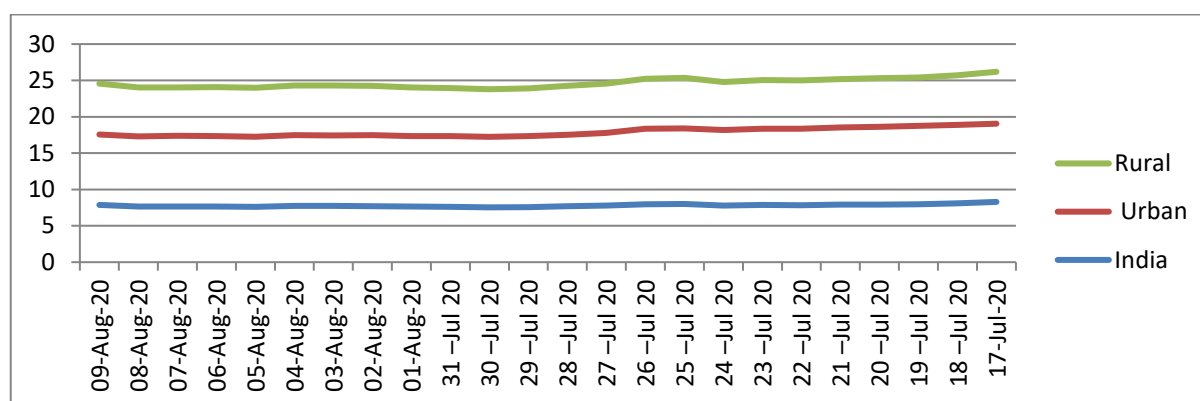
**Table 2.** 30-Days moving average (%) unemployment rate.

Date	India	Urban	Rural
9Aug -20	7.86	9.72	6.99
8Aug-20	7.65	9.67	6.72
7Aug-20	7.64	9.74	6.67
6 Aug -20	7.67	9.69	6.73
5Aug -20	7.63	9.64	6.71
4Aug-20	7.73	9.74	6.82
3Aug-20	7.75	9.7	6.86
2 Aug -20	7.72	9.74	6.8

Source: Center for Monitoring Indian Economy Pvt. Ltd. (CMIE)

**Table 2.** Continued.

Date	India	Urban	Rural
1 Aug -20	7.64	9.7	6.71
31 -Jul 20	7.59	9.76	6.6
30 -Jul 20	7.54	9.7	6.55
29 -Jul 20	7.57	9.79	6.56
28 -Jul 20	7.69	9.85	6.72
27 -Jul 20	7.78	10	6.77
26 -Jul 20	7.97	10.39	6.87
25 -Jul 20	8.02	10.38	6.96
24 -Jul 20	7.79	10.4	6.6
23 -Jul 20	7.88	10.47	6.7
22 -Jul 20	7.84	10.53	6.62
21 -Jul 20	7.9	10.62	6.66
20 -Jul 20	7.94	10.69	6.68
19 -Jul 20	7.95	10.81	6.64
18 -Jul 20	8.09	10.79	6.83
17- Jul 20	8.29	10.76	7.14

**Figure 2.** Moving Average showing an Unemployment rate of India (a 30-day moving average, %).

Data Source: Table 2

**Table 3.** Unemployment Rate of Indian states and UT, between lockdown phases (March 2020 - July 2020).

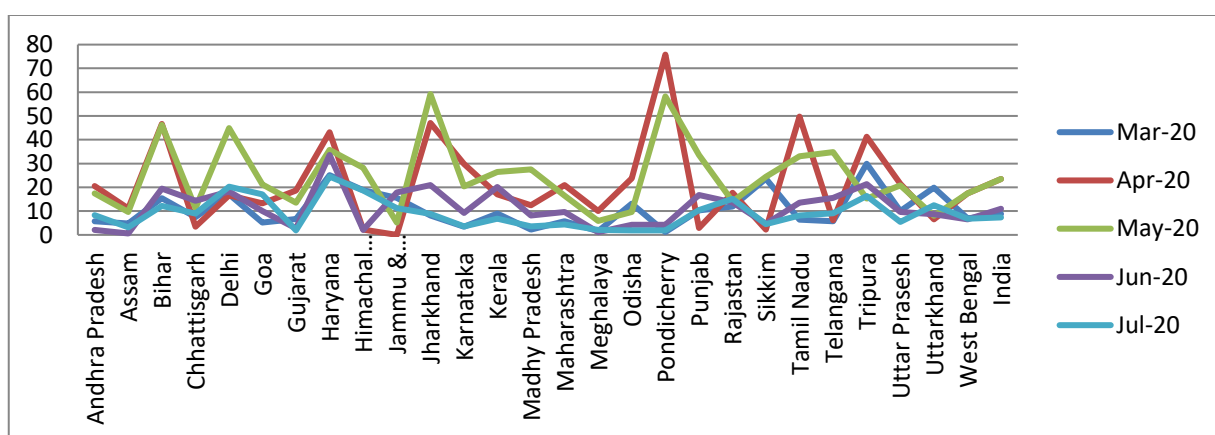
States	Mar-20	Apr-20	May-20	Jun-20	Jul-20
Andhra Pradesh	5.8	20.5	17.5	2.1	8.3
Assam	4.8	11.1	9.6	0.6	3.2
Bihar	15.4	46.6	46.2	19.5	12.2
Chhattisgarh	7.5	3.4	11.3	14.4	9
Delhi	17	16.7	44.9	18.2	20.3
Goa	5.2	13.3	21.2	10.1	17.1
Gujarat	6.7	18.7	13.6	2.8	1.9
Haryana	25.1	43.2	35.7	33.6	24.5
Himachal Pradesh	18.8	2.2	28.2	2.1	18.6
Jammu & Kashmir	15.5	NA	5.2	17.9	11.2
Jharkhand	8.2	47.1	59.2	21	8.8
Karnataka	3.5	29.8	20.4	9.2	3.6
Kerala	9	17	26.5	20.1	6.8
Madhy Pradesh	2.2	12.4	27.5	8.2	3.6
Maharashtra	5.8	20.9	16.5	9.7	4.4
Meghalaya	1.6	10	5.9	1.1	2.1
Odisha	13.1	23.8	9.6	4.2	1.9
Pondicherry	1.2	75.8	58.2	4.2	1.9
Punjab	10.3	2.9	33.6	16.8	10.4
Rajasthan	11.9	17.7	14.1	13.7	15.2

Source: Centre for Monitoring Indian Economy Pvt. Ltd.(CMIE)

**Table 3.** Continued.

States	Mar-20	Apr-20	May-20	Jun-20	Jul-20
Sikkim	23.6	2.3	24.5	4.7	4.5
Tamil Nadu	6.4	49.8	33	13.5	8.1
Telangana	5.8	6.2	34.8	15.5	9.1
Tripura	29.9	41.2	15.3	21.3	16.4
Uttar Pradesh	10.1	21.5	20.8	9.6	5.5
Uttarkhand	19.9	6.5	8	8.7	12.4
West Bengal	6.9	17.4	17.4	6.5	6.8
<b>India</b>	<b>8.8</b>	<b>23.5</b>	<b>23.5</b>	<b>11</b>	<b>7.4</b>

Before the pandemic, Indian economy was already on the jobless growth path. As we can see from Table 1, the unemployment rate was between 7-8% in 2019.

**Figure 3.** State-wise Unemployment rate from March 2020 to July 2020.

Data Source: Table 3.

As a result of the coronavirus lockdown, India's unemployment rate jumped to 23.5% in April (Table 3). Urban India's unemployment rate stands higher at 24.95% than in rural India at 22.89% (Table 1). During the final week of April 2020 and the first two weeks of May 2020, the unemployment rate remained around 23.48-23.52% (Table 1).

Unemployment was also shockingly high in metropolitan areas of India. A spike in urban India's unemployment rate of 30 and 31% occurred during the first and second weeks of the shutdown respectively. However, the percentage drops dramatically to 23% and 25% over the next two weeks. Urban unemployment has fallen dramatically, yet it is still quite high (Table 1, 2, 3). The unemployment rate in March was 8.8%, the highest since the August 2016 demonetization, according to a recent CMIE Survey. The unemployment rate was 9.59% in August 2016 (Business Today 2020)<sup>2</sup>. When the Indian economy was growing at a jobless growth, this jobless growth level suggests that something was fundamentally wrong with policies and overall structure. The deterioration of the situation is partly long-term neglect of the employment issue in policy making and the consequence such as demonetization, Goods and Services Tax (GST) implementation, and paradigm shift of the Indian economy directly from agriculture to the service sector without much development in the industrial sector. In 2016-17 Indian economy was booming and it earned the tag of fastest-growing economy in the world by keeping impressive growth numbers for successive quarters but job creation remains a top concern. The years of jobless growth increased inequalities, and the wealthy got prosperous, and the poor got poorer. 77% of India's gross domestic product (GDP) was owned by just 10 percent of the population (Oxfam, 2019)<sup>3</sup>. The affluent 1 percent of Indians received 73 per cent of the nation's wealth in 2017, while the 670 million people who make up the country's bottom half saw just a 1% increase in their income (Savera 2020). People's purchasing power decreases due to high inflation in the economy. People simply didn't have enough money to buy things because they didn't have jobs or having low-paying jobs, this reduced demand and as a result, industry output and the services market were adversely affected and the country is currently on a downward trend.

The present government persisted, though with its misguided strategies of not investing enough of the country's budget and in addition giving massive tax reduction to corporate houses such as a drop in corporate tax in September 2019. This has written off loans issued to corporate houses, thereby squandering public funds. (Ali et al., 2020).

<sup>2</sup> Source: <https://www.businesstoday.in/latest/economy-politics/story/at-7-2-percent-india-unemployment-rate-feb-worst-29-months-labour-force-down-25-7-million-cmie-174729-2019-03-06>

<sup>3</sup> Source: <https://www.oxfam.org/en/india-extreme-inequality-numbers>

Then the Indian economy coped with the twin shocks of Covid-19, and Prime Minister Modi declared a lockdown on 24 March. It has brought global growth to a halt for the past two months. The most significant impact of this tragedy was the unprecedented loss of unemployment in all sectors of the economy. Following the loss of nearly 8 million workers in March, most of them in the last week since the country-wide lockdown was imposed, the CMIE dated reveals that 12.8 crore employment loss in April 2020. Roughly one-third of all workers were laid off in a single month, relative to last year.

One of the most visible and devastating consequences of this job-loss crisis was that migrant workers began to return to their homes. The surge of reverse migration was a one of the straightforward consequences of the lockdown. In this process, at least 8700 people have died many of them were migrants (Indian Express, 2020)<sup>4</sup>. Many citizens expected that if the lockdown were lifted gradually, the economy would improve so that jobs would return. In fact, the employment situation is not optimistic. As seen in Figure 1, the unemployment rates in June and July were much higher than that before the pandemic.

The situation of the salaried and wage-earning groups remains bleak. According to CMIE estimates, approximately 1.8 crores of salaried or wage-earning jobs have been lost, including manufacturing workers and service sector employees. As of June, around 30-40 lakh jobs had returned to work only (CMIE).

## 5. Suggestions

The Covid-19 Pandemic shocks will continue to be expensive unless the government increases investment in healthcare systems and tightens norms to govern the same. This kind of biological crisis demands a large investment in technology infrastructure. Make it mandatory for businesses to provide social security benefits to their employees. It is important to decentralize the industrial sector to reduce unemployment. If the industrial sector is centralized in one place, in the underdeveloped areas there will be fewer job opportunities. So the government should implement policies that support the decentralization of the industrial sector. Job prospects and labor productivity should be the key goals of the country's employment policy. Creating jobs for everyone is a policy the government should promote. To boost employment, we must boost agricultural and industrial production. The best way to reduce unemployment is to foster small, local businesses in rural areas. Most people in India work for themselves, either directly or indirectly, through cattle, cottage, or small-scale industry. Self-employment should be supported. To help these people, the government should provide them with financial aid, raw materials, and training in their chosen fields. If the government wants to create more job possibilities in rural areas of India, it should enhance funding for the Mahatma Gandhi National Rural Employment Guarantee Scheme (MGNREGS). In the wake of the epidemic, the success of MGNREGS has rekindled interest in an urban version of the program. This type of program could help urban economies cope with any exogenous shocks in the future. To address the issue of unemployment, population growth must be curtailed and family planning policies be strictly enforced and the government should adopt a holistic approach to strengthen the Self Help Groups (SHGs), particularly in rural areas.

## 6. Conclusion

India is on the path of progression. The economy needs to use its available resources to the full extent. For any economy, unemployment is a grave problem. The pandemic has wrought havoc on the public health system and various other sectors of the economy. Due to the Covid-19 pandemic, many people's lives and livelihoods in India and around the world were affected. All sectors of the economy and the working population have been adversely affected, those already at a disadvantage in the labor market are at greater risk due to their status as migrant workers, lower wages, lower education achievement etc. Nevertheless, governments and citizens alike must boost productivity and raise living standards to achieve long-term, sustainable economic growth. If India aspires to a 5 trillion-dollar economy, structural and institutional changes must be made to the current growth path.

**Conflicts of Interest:** The authors declare no conflict of interest.

## References

- Ali, M. A., & Kamraju, M. (2020). A study on impact of covid-19 pandemic on unemployment in India. *Re-Imagining the New Normal-The Transformational Lens of COVID, 19*, 50-61.
- Bhupesh (2020). *The Impact Of COVID-19 On India's output And employment*. research analysis commentary essay
- Dev, S. M., & Sengupta, R. (2020). Covid-19: Impact on the Indian economy. *Indira Gandhi Institute of Development Research, Mumbai April*.
- Dobriyal, K. (1970, January 01). Unemployment in India Issues policy and perspective. Retrieved July 10, 2020, from <http://shodhganga.inflibnet.ac.in:8080/jspui/handle/10603/58192>
- <https://www.businesstoday.in/latest/economy-politics/story/at-7-2-percent-india-unemployment-rate-feb-worst-29-months-labour-force-down-25-7-million-cmie-174729-2019-03-06>
- Jha, S., & Mohapatra, A. K. (2019). Jobless Growth in India: The Way Forward. Available at SSRN: <https://ssrn.com/abstract=3476599>

<sup>4</sup> Source: <https://indianexpress.com/article/india/over-8700-people-died-on-tracks-in-2020-lockdown-many-of-them-were-migrants-7341473/>

- Kesar, S., Abraham, R., Lahoti, R., Nath, P., & Basole, A. (2020). *Pandemic, informality, and vulnerability: Impact of COVID-19 on livelihoods in India*. Centre for Sustainable Employment Working Paper #27, Azim Premji University, Bangalore. <https://cse.azimprejiuniversity.edu.in/publications/pandemic-informality-and-vulnerability-impact-of-covid-19-on-livelihoods-in-india/>
- Kumar, A., Gawande, A., & Brar, V. (2021). Covid-19 Pandemic And Its Likely Effect On Economic Development: An Opinion Survey of Professionals. *International Journal of Multidisciplinary: Applied Business and Education Research*, 2(5), 388-397.
- Mehrotra, S. K., Rajagopalan, A., & Kumar, R. R. (2020). *A minimum income guarantee amidst joblessness & vulnerability: A design for income transfers post-Covid 19 and beyond* (No. 393). Working Paper.
- Mukherejee, S., & Ghosh, S. (2021). Status of Unemployment in Selected States of India during Pre Covid and Covid Pandemic Situation (2019-2020). *The Covid*, 61.
- Mukherejee, S., & Ghosh, S. (2021). Status of Unemployment in Selected States of India during Pre Covid and Covid Pandemic Situation (2019-2020). *The Covid*, 61.
- Ozili, P. K., & Arun, T. (2020). *Spillover of COVID-19: Impact on the Global Economy* (SSRN Scholarly Paper ID 3562570). Social Science Research Network. SSRN: <https://ssrn.com/abstract=3562570>
- Parul (2020) Unemployment during COVID-19 – the most severe impact in this pandemic faced by individuals and economies, Inventiva.
- Savera. (2020). Unemployment Ravages Indian Economy But Resistance Mounts | NewsClick. NewsClick. Retrieved 7 September 2020, from <https://www.newsclick.in/Unemployment-India-COVID-19-Lockdown-Modi-Govt-Neoliberal-Policies>