



Renew Your Membership

News for 2020

We start our 20th year with our new President, Cindy Eisenhauer, and our new Vice President, Melissa Green, who have many plans in store for the art center this year!


As the Vice President, I'm now in charge of our website and social media, including these Newsletters. My first endeavor is to have all artists e-mail me biographies so I can post them on our website to properly introduce anyone exploring the art center's social media to our amazing artists. I'd like a photo of you and some of your art work. Also include any social media accounts you have regarding your business, such as Facebook, website, Instagram, Pinterest...everything. I'll be happy to put it out there for the world to see! Send your bios to me at mymaximumeffort@yahoo.com.

My second main task this year is to get as many members as possible using our "Sackets Harbor Arts Center Members Only" Facebook Group. By clicking [here](#),

it'll take you directly to it. Just click the "JOIN" button once you're there and you'll be free to post questions and have access to all inside news going on at the art center. This will be our main way of immediate communication. It is a place for our members to have access to our Board members and be able to communicate art center happenings. All papers to be filled out will be listed (art show applications, inventory sheets, etc) so that you may print them at any time. I will also be putting together tutorials on how to use the Group information effectively. I'd also like to post the dates and minutes of our Board meetings so that more members will be involved and voice concerns. It should be very useful for anyone with access to Facebook.

Lastly, I'll be sending out interactive newsletters like this one. If you click on the blue links, it'll take you to the coordinating Facebook and website pages. There will be one each Spring listing all events and classes, another one at the end of the year when we wrap up our season, and eventually monthly minutes from Board meetings and an introduction to all of our artists, once we get rolling with things.

Events



Spring Art Show

This has been cancelled for this Spring. The Board is in discussion about plans to possibly reschedule. We will notify everyone as soon as we have more details.

Plein Air Art Festival and Silent Auction

July 23rd, 24th, and the 25th

It is our goal that the Sackets Harbor Plein Air competition closely follow currently accepted Plein Air guidelines for national level Plein Air competitions. There is also a silent bidding auction on Saturday. Here you can meet the artists and place a bid on your favorite Plein Air painting. This is a wonderful opportunity to own an original piece of local art and support the arts in your community. For more information, please visit our website at [Plein Air Art Festival and Silent Auction](#).





2nd Annual Fantasy Art Show

September 5- Sept 26

This is our 2nd Fantasy Art Show and we're looking forward to seeing more dragons, fairies and mystical beings grace our gallery this year!

This exhibit will be displayed for the month of September and we make sure it's kid friendly, so bring the family and come see what the north country has to offer for fantasy art!

For pictures from last year's show, visit our website at [Fantasy Art Show](#).

Harvest Festival Art and Craft Show

October 10 and 11, 10 am - 4 pm both days



Our members will have booths set up throughout the center where you'll be able to browse their art work and hopefully give it new loving homes! Maybe you can start some early Christmas shopping!

For more information, please visit our website at [Harvest Festival Art and Craft Show](#).

Featured Artists

Sue Morehouse

Come meet our Featured Artist for the month of July! Speak with Sue at the gallery on Saturday, June 27




from 1 until 3 pm. Her exhibit will be displayed until July 31.

"Painting for me is a freedom, a release, a way to relax from all the structure we face everyday." -Sue Morehouse



Melissa Green

Melissa is our Featured Artist for the month of August. Opening day is August 1 and will be displayed until August 29. You can find more of her work on her website at [Stolen Moments Art](#) or on her Facebook at [Stolen Moments](#).



"I love alcohol inks for their lack of boundaries and discipline...and I can light them on fire!"



Classes

To book classes online, visit our [Art Class Schedule](#) web page. Please take note that our classes are on the second floor and there is no elevator. Parking is along the road or in the public parking at the bottom of the hill. Also keep in mind that this schedule is subject to change at any time.

Watercolor Classes

Painting after Plastic Wrap

July 20 9:00 am - 12:00 pm
August 3 9:00 am - 12:00 pm

Instructor: Eileen Ditch

Materials: All supplied by the instructor.

Skill Level: Beginner

Ages: 12+

Fee:

Members: \$65

Non-Members: \$75



*This 3-hour class is for the student who enjoys watercolor and likes to experiment for "ONE OF A KIND" results. Students should complete a flower picture and/or a landscape with rocks. We will be creating objects with lots of negative painting, so bring your creative minds to this one!



Watercolor Sketching Plein Air Style

July 29 9:00 am - 4:00 pm

Instructor: Kathy Kernan

Materials: Sketch book, watercolor paper with board, brushes and paints - your usual, with a range of warm and cool colors, paper towels, water supply, and necessary supplies for painting outdoors. Please pack a lunch.

Skill Level: All

Ages: 12+

Fee:

Members: \$45

Non-Members: \$50

This class is plein air style, so weather permitting, this class will be conducted outside. Otherwise instructor will provide photo references for class.

Watercolor Journaling- Creating and Painting

July 14 10:00 am - 1:00 pm

August 11 10:00 am - 1:00 pm

Instructor: Susan Morehouse

Skill Level: Beginner

Age: 10+

Supplies: Instructor supplies all materials.



Fee:

Members:\$65

Non-Members: \$75

We will be creating a leather journal of watercolor paper and you will learn the art of journaling, so you can take it wherever you go. Create your own album through watercolor. Please bring pictures of places you have been to get started.

Pastel Class



Introduction to Soft Pastels

August 6,7, and 8 1:00 pm to 4:00 pm

Instructor: Greg Trombly

Skill Level: Adult Beginner

Fees:

Member: \$45

Non-Members: \$50

Supply list: A basic set of soft pastels (not oil) 12-24. Least expensive. Pastel Paper or good drawing paper 11x14, a board to attach paper to 12x16, clips or masking tape, pencil.

Optional: Uart sandpaper 400 grit, pastel board, hand wipes, apron, easel, latex gloves

This course is held over three days and is designed to be an introduction for adults to use soft pastels in creating works of art from reference photos. A demonstration will be done by the instructor each day. A focus will be placed on composition, color and value. All ability levels are welcome. A relaxed approach will be used for all to discover the "magic" of pastels!

*Students are encouraged to bring their own photo references.

Day 1: The Sky

Day 2: The Beauty of Florals

Day 3: The Rockscape

Oil Painting Classes

"Adirondack Inlet"

July 22 10:00 am - 2:00 pm

Instructor: Wilson Bickford

Supplies: All provided by instructor.

Ages 8+ are welcome.

Each student takes home a completed oil painting at the end of the class!

Fees:

Members: \$67

Non-Members: \$75

Pre-registration is required, as space is limited.



"One August Evening"

August 19 10:00 am - 2:00 pm

Instructor: Wilson Bickford

Supplies: All are provided by instructor.

Ages 8+ are welcome.

Fees:

Members: \$67

Non-Members: \$75

Pre-registration is required, as space is limited.

Each student takes home a completed oil painting at the end of the class.

Acrylic Classes

Hairdryer Method

July 15 10:00 am - 11:30 am or 5:00 pm - 6:30 pm

Instructor: Sue Morehouse
Supplies: All are provided by instructor.

Ages 10+ are welcome.

Fees:

Members: \$45

Non-Members: \$50

Pre-registration is required, as seating is limited.



Enjoy the abstract look? Then join me in pouring paint with your favorite colors across a canvas to create a unique one-of-a kind piece.



Acrylic Pour Dips

August 12 10:00 am - 11:30 am or 5:00 pm - 6:30 pm

Instructor: Sue Morehouse
Supplies: All are provided by instructor.

Ages 10+ are welcome.

Members: \$45

Non-Members: \$50

Pre-registration is required, as seating is limited.

Enjoy the abstract look? Then join me in pouring paint with your favorite colors across a canvas to create a unique, one-of-a-kind piece.

Dirty Pour Vase

September 9 5:00 pm - 6:30 pm

Instructor: Sue Morehouse

Supplies: All are provided by the instructor.

Ages 10+ are welcome.

Fees:


Members: \$45

Non-Members: \$50

Pre-registration is required, as seating is limited.



Enjoy the abstract look? Then join me in pouring paint with your favorite colors on glass to create a unique one-of-a-kind piece!



Intro to Acrylics

July 2, 9, 16, 23, 30 2:00 pm - 4:00 pm

July 9, 16, 23, 30 6:00 pm - 8:00 pm

August 13, 27 2:00 pm - 4:00 pm

August 6, 13, 27 6:00 pm - 8:00 pm

September 3, 10, 17 2:00 pm - 4:00 pm

September 3, 10 6:00 pm - 8:00 pm

Instructor: Robert Reed

Supplies: All are provided by instructor.

Skill level: Beginner

Fees:

Members: \$40

Non-Members: \$45

Pre-registration is required, as seating is limited.

This class is basic introduction to acrylic painting, paint mixing and blending techniques, as well as use of various brushes, composition and values.

For more of Mr. Reed's artwork, please visit his Facebook at [Bob's Art Page - Acrylic Paintings](#).

Alcohol Inks



Inked Shrinky Dinks for Kids!

June 29 11:00 am - 12:00 pm

August 18 11:00 am - 12:00 pm

Instructor: Melissa Green

Supplies: All materials are provided the instructor. Wear old clothes because ink can stain. You may want to bring a box top for any projects that are still wet, so you can get them home safely.

Ages 8-13 are welcome in this class.

Members: \$10

Non-Members: \$15

Pre-Registration is required, as seating is limited.

You will be learning how to use different techniques with alcohol ink on shrinky dinks to make jewelry and key chains. If you want them resinned, you'll have to pick them up in about 2 days. The instructor will resin them after class.

If you'd like to see some of Melissa's work, check out her Facebook at [Stolen Moments](#) or on her website at [Stolen Moments Art](#).

Inked Shrinky Dinks for Adults!

June 29 5:30 pm - 7:30 pm

August 18 5:30 pm - 7:30 pm

September 17 5:30 pm - 7:30 pm



Instructor: Melissa Green

Supplies: All materials are provided the instructor. Wear old clothes because ink can stain. You may want to bring a box top for any projects that are still wet, so

you can get them home safely.
Ages 10+ are welcome in this class.

Members: \$40

Non-Members: \$45

Pre-Registration is required, as seating is limited.

You will be learning how to use different techniques with alcohol ink on shrinky dinks to make jewelry and key chains. Depending on the sizes you make, it'll equal about 30(ish) pieces that you can make into earrings, pendants, or keychains to take home.

If you'd like to see some of Melissa's work, check out her Facebook at [Stolen Moments](#) or on her website at [Stolen Moments Art](#).

Intro to Alcohol Inks for Kids!

July 1 11:00 am - 12:00 pm

August 17 11:00 am - 12:00 pm

Instructor: Melissa Green

Supplies: All materials are provided the instructor. Wear old clothes because ink can stain. You may want to bring a box top for any projects that are still wet, so you can get them home safely.

Ages 8-13 are welcome in this class.

Members: \$40

Non-Members: \$45

Pre-Registration is required, as seating is limited.

You will be learning how to use different techniques with alcohol ink on different substrates such as tiles and glass. If you want them resinned, you'll have to pick them up in about 2 days. The instructor will resin them after class.

If you'd like to see some of Melissa's work, check out her Facebook at [Stolen Moments](#) or on her website at [Stolen Moments Art](#).

Intro to Alcohol Inks for Adults!

July 1 5:30 pm - 7:30 pm

August 17 5:30 pm - 7:30 pm

September 15 5:30 - 7:30 pm

Instructor: Melissa Green

Supplies: All materials are provided the instructor. Wear old clothes because ink can stain. You may want to bring a box top for any projects that are still wet, so you can get them home safely.

Ages 10+ are welcome in this class.

Fees:

Members: \$40

Non-Members: \$45

Pre-Registration is required, as seating is limited.

You will be learning how to use different techniques with alcohol ink on different substrates such as tiles and glass. If you want them resinned, you'll have to pick them up in about 2 days. The instructor will resin them after class.

If you'd like to see some of Melissa's work, check out her Facebook at [Stolen Moments](#) or on her website at [Stolen Moments Art](#).



Inked Suncatchers for Kids!

August 20 11:00 am - 12:00 pm

Instructor: Melissa Green

Supplies: All materials are provided the instructor.

Wear old clothes because ink can stain. You may want to bring a box top for any projects that are still wet, so you can get them home safely.

Ages 8-13 are welcome in this class.

Members: \$10

Non-Members: \$15

Pre-Registration is required, as seating is limited.

You will be learning how to use different techniques with alcohol ink on plexiglass to make a 2-tiered suncatcher.

If you'd like to see some of Melissa's work, check out her Facebook at [Stolen Moments](#) or on her website at [Stolen Moments Art](#).

Inked Suncatchers for Adults!

June 30 5:30 pm - 7:30 pm


August 20 5:30 pm - 7:30 pm
September 16 5:30 pm - 7:30 pm

Instructor: Melissa Green

Supplies: All materials are provided the instructor.

Wear old clothes because ink can stain. You may want to bring a box top for any projects that are still wet, so you can get them home safely.

Ages 10+ are welcome in this class.



Members: \$40

Non-Members: \$45

Pre-Registration is required, as seating is limited.

You will be learning how to use different techniques with alcohol ink on plexiglass to make a several tiered suncatcher.

If you'd like to see some of Melissa's work, check out her Facebook at [Stolen Moments](#) or on her website at [Stolen Moments Art](#).



Inked Flowers for Kids!

July 2 11:00 am - 12:00 pm

Instructor: Melissa Green

Supplies: All materials are provided the instructor.

Wear old clothes because ink can stain. You may want to bring a box top for any projects that are still wet, so you can get them home safely.

Ages 8-13 are welcome in this class.

Members: \$10

Non-Members: \$15

Pre-Registration is required, as seating is limited.

You will be learning how to use different techniques with alcohol ink on yupo paper to make a pretty flower painting to bring home.

If you'd like to see some of Melissa's work, check out her Facebook at [Stolen Moments](#) or on her website at [Stolen Moments Art](#).

Inked Flowers for Adults!

July 2 5:30 pm - 7:30 pm

August 19 5:30 pm - 7:30 pm
September 14 5:30 pm - 7:30 pm



Instructor: Melissa Green

Supplies: All materials are provided the instructor.

Wear old clothes because ink can stain. You may want to bring a box top for any projects that are still wet, so you can get them home safely.

Ages 10+ are welcome in this class.

Members: \$40

Non-Members: \$45

Pre-Registration is required, as seating is limited.

You will be learning how to use different techniques with alcohol ink on yupo paper to make two 5x7 paintings that you'll mat to 8x10 to bring home.

If you'd like to see some of Melissa's work, check out her Facebook at [Stolen Moments](#) or on her website at [Stolen Moments Art](#).

Other Classes Offered

Creative Writing for Fun

July 8 3:00 pm - 5:00 pm

August 5 3:00 pm - 5:00 pm

Instructor: Judith deZanger

Skill Level: Beginner

Bring paper, pen or pencil to write. If you have a favorite quote or poem, please bring that as well.

Fees:

Member: \$10

Non-Member: \$15

We will use a variety of prompts (pictures, quotes) to stimulate our imaginations as well as learning some techniques to ease the writing process. Allow your thoughts and words to emerge naturally. Free your mind, let loose your pen, and fill the page. Surprise yourself with your writing gems.

Sculpting the Natural Way

July 13 3:00 pm - 5:00 pm

August 10 3:00 pm - 5:00 pm

Instructor: Judith deZanger

Skill Level: Beginner

Ages 12+ are welcome

Supplies: All materials are provided, but please wear old clothing.

Fees:

Members: \$40

Non-Members: \$45

Pre-registration is required as seating is limited.

Sculpting the natural way is about listening to your intuition and connecting to the stone so that you experience effortless action. Choose a stone that speaks to you and through a meditative process you will be guided to sculpt the stone. Having no result in mind you will experience becoming one with it and know what to do.

Susan McLeod Children's Art Classes

July 6 and 7 9:00 am - 3:00 pm

FREE 1-2 hour classes for K-12!!

Class offerings for: Drawing, watercolor, rock painting, inked suncatchers, card making, oil painting, jewelry making and beading. There is no limit as to how many classes a student may attend, assuming availability.

Sign up before June 15 to guarantee a spot, as space is limited. E-mail eileenditch@gmail.com.



©2020 AANNY | 119 West Main St., Sackets Harbor, NY 13685, US

[Web Version](#)

[Preferences](#)

[Forward](#)

[Unsubscribe](#)

