

HIGH-VOLUME WHEEL ALIGNMENT

*geoliner*<sup>®</sup>  
WHEEL ALIGNMENT SYSTEMS

*770*



**HOFMANN**<sup>®</sup> 



# THE ULTIMATE IN PRECISION ALIGNMENT

Ideal for high-volume shops that specialize in alignments and wheel service, the Hofmann® geoliner® 770 Diagnostic Wheel Alignment System delivers sophistication in a compact footprint, designed to fit where you need it and move pretty much anywhere else. The short boot-up gets your team to every job quickly, with faster measurements for more efficient, more accurate alignments every time.

## INTELLIGENT PREDICTIVE ALIGNMENT FLOW FOR HIGH-VOLUME CUSTOMERS

### GROUNDBREAKING USER INTERFACE

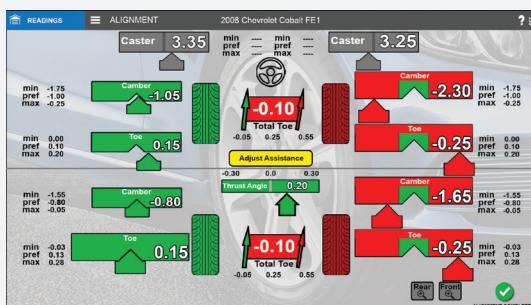
The geoliner® 770 Diagnostic Wheel Alignment System features a next-generation interface that provides instant access to critical tasks in an intelligent flow, ensuring vehicle-specific assistance is never more than just one click away.

- **Optimized vehicle selection process:**
  - Quick access to history right on the home screen
  - Clear and comprehensive make/year/model selection
  - Quick model search
  - Manual and scanner VIN select, with live lookup feature
- **Quick-select language support for procedures and printouts** provides rapid changes between commonly used languages
- **All new graphic displays** with all screens optimized for maximum visibility and clarity

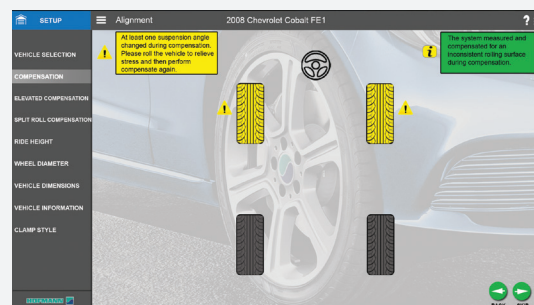
### VIDEO SPEED CAMERAS CONSTANTLY MONITOR ALIGNMENTS, PROVIDING CRITICAL INFORMATION AT EVERY STEP

The geoliner® 770's advanced XD cameras and sophisticated monitoring algorithms find errors as they're made, detecting problems with suspension stress and damage, rack, clamps, environment, and more — notifying users only when necessary to save time and ensure accuracy on every alignment.

- **Compensate:** Error is completely compensated with no notification to the user
- **Warn:** Error is completely compensated with user warned that a correction was applied
- **Alert:** Critical error leading to a bad alignment is detected; user notified that corrective action is required



Instant access to critical tasks, with a predictive alignment flow that provides only the steps you need.



One-click-away design for expert information at your fingertips, with advanced graphic displays optimized for visibility and clarity.



#### Wireless Communication

Navigate, monitor and control the unit from anywhere in the shop.



#### Folding beams, small footprint and casters

Move the unit around the shop as required.



#### Folding Camera Beams

Improved stability during transport, with camera protection built right in.



#### AC400 Wheel Clamps

Attach to tires without touching the rim.

# 770

**geoliner®**  
WHEEL ALIGNMENT SYSTEMS


## AUTOMATIC HEIGHT TRACKING

The geoliner® 770 wheel alignment system's automatic height tracking provides optimum placement of its advanced XD targets and cameras for more speed and accuracy on every alignment. And because the camera beams automatically follow the car your team is working on as it's raised and lowered, it saves them time on every job.



## LIGHTWEIGHT, LOW-PROFILE: FITS EASILY THROUGH STANDARD DOORWAYS

The geoliner® 770's lightweight, three-camera system folds to a compact size with a low center of gravity, meaning it takes up less floor space in the shop and can be moved around easily whenever required. Integrated wireless connectivity provides a seamless connection between the aligner and the viewing device — so no matter how challenging the alignment, your team always comes out on top.



## FEATURES

- Next Generation UI optimized for the high-volume user
- Diagnostic alignment with “Compensate-Warn-Alert” intervention gets it right the first time
- Unique camera beam design fits through a standard doorway and protects cameras
- Highly accurate and reliable XD Camera Technology
- Low-profile design lowers the center of gravity for improved stability when moving

## TECHNICAL SPECIFICATIONS

<b>Tire diameter</b>	19"–39" (48.3cm–99.1cm)
<b>Track width</b>	48"–96" (121.9cm–243.8cm)
<b>Wheel base</b>	79"–180" (200.7cm–457.2cm)
<b>Power requirement</b>	100-230V AC (must have Earth ground). 15 amp Circuit, 50/60HZ, UL201, C22.2, CE Approved

## INCLUDED ACCESSORIES

- Steering Wheel Holder
- Brake Pedal Depressor
- Color Inkjet Printer
- (2) Wheel Chocks
- 24" Flat Panel Monitor
- AC400 Wheel Clamps with XD Targets

For more information about the geoliner® 770 Diagnostic Wheel Alignment System, call 800.251.400 (US) or 501.505.2662 (Canada) [www.hofmann-equipment.com](http://www.hofmann-equipment.com)

Hofmann is committed to product innovation and improvement. Therefore, specifications listed in this sell sheet piece may change without notice. ©2018 Snap-on Incorporated. All rights reserved. Hofmann is a trademark, registered in the United States and other countries, of Snap-on Incorporated. All other marks are marks of their respective holders. 01/18 SS163506A

