

ALIGNMENT LIFTS

15K 4-POST




Image may vary slightly from actual product.

ACCOMMODATING. ACCESSIBLE. EQUIPPED.

The Hofmann® 15k 4-Post Alignment Lift is designed for the modern era of automotive service.


Offering heavy-duty lifting capacity of 15,000 lbs., easy-access low-approach ramps, ultra-wide runways, open-front construction, and extended 100" rear slip plates, this 4-post lift is equipped to handle a diverse range of vehicles and take your service work to the next level.



ROBUST AND REFINED CONSTRUCTION FOR PROFESSIONAL-GRADE LIFTING

EXPANDED CLEARANCE AND EXTENDED RUNWAYS

- 120" drive-on clearance / 125" body clearance allows dual-wheel trucks to drive on without interference
- Best-in-class, ultra-wide, 26" runways accommodate wide-track vehicles
- Ultra-low-profile, 8" runways allow "easy-on" approach angle for low-profile vehicles
- Extra-long 100" rear slip plates for improved 4-wheel alignment capability for long and short wheelbase vehicles



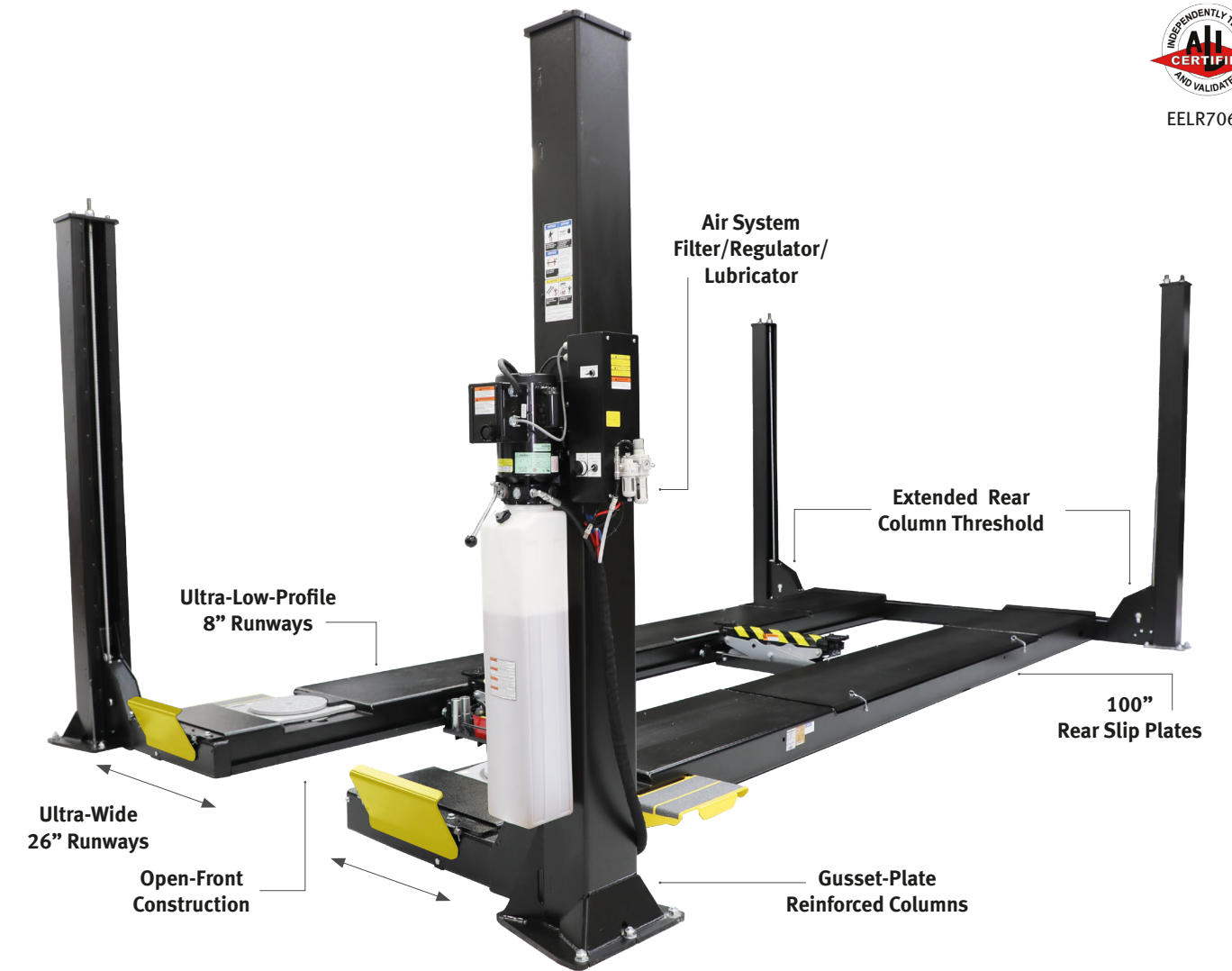
Images may vary slightly from actual product.

EASY ACCESS, OPEN-FRONT CROSSBEAM

- Open-front construction provides easy access to service areas for hassle-free adjustments and repairs
- Micro-adjustment leveling on front and rear cross beam
- Adjustable, folding 4" front wheel stops have clearance for long, low-profile vehicles
- Imaging alignment compatible – easily accommodate split-roll during alignment – using AC200 or AC400 clamps



*Shown with AC200 clamps




26" Ultra-Wide Runways



Louwered Ramps



Open-Front Construction



Adjustable Work Steps

15K 4-POST

FOUR-POST ALIGNMENT LIFT



AVAILABLE MODELS

	STANDARD	EXTENDED
15k 4-Post Alignment Lift	EELR706APKG	EELR708APKG
15k 4-Post Alignment Lift with Lights/Locks	EELR706LLPKG	EELR708LLPKG

TECHNICAL SPECIFICATIONS

Lifting Capacity	15,000 lbs (6804kg)	
Maximum Wheelbase*	183" (4648mm)	210.5" (5347mm)
Maximum 2-Wheel Alignment	167.75" (4261mm)	195.25" (4959mm)
4-Wheel Alignment	68" - 158" (1727-4013mm)	
Overall Length	250.75" (6370mm)	277" (7036mm)
Overall Width	142" (3607mm)	
Runway Width	26" (660mm)	
Runway Minimum Height	8" (178mm)	
Maximum Lifting Height	78" (1981mm)	
Lifting Time	85 Seconds	
Shipping Weight	4550 lbs (2484kg)	
Power Requirements**	2HP, 208-230V	
Maximum Operating Pressure	2190 PSI (151 BAR)	
Air Supply Requirements	90-120 PSI (6-8 BAR)	
Minimum Recommended Bay Size	14' x 24'	14' x 26'

ROLLER JACK SPECIFICATIONS

Part Number	EELR545A	
Maximum Capacity	7500 lbs (3402kg)	
Minimum Arm Reach	33" (838mm)	
Maximum Arm Reach	50.175" (1274mm)	
Minimum Lowered Height (above deck surface)	2.375" (60mm)	
Maximum Raised Height (above deck surface)	12.25" (323mm)	
Air Supply Requirements	90-120 PSI (6-8 BAR)	
Shipping Weight	310 lbs (141kg)	

*Based on Tire Diameter of 30"
 **Optional 3Ph, 50/60Hz, 208-230V or 460V available

STANDARD ACCESSORIES

ADJUSTABLE ROLLER JACKS

- Part #: EELR545A
- 7.5k Rolling Jack Beam - set of 2
- Four stack pads per jack - 3" tall




ROLL BACK KIT

- Part #: EAK0277J28A
- Paddle Kit for Premium Turn Plates



PREMIUM TURNPLATES

- Part #: EAK0289J06A
- Front Radius Turntables
- 18.5" L x 19.7" W x 2" H



For more information about the 15k Open-Front Four Post Alignment Lift, please visit www.hofmann-equipment.com

Hofmann is committed to product innovation and improvement. Therefore, specifications listed in this sell sheet piece may change without notice. ©2020 Snap-on Incorporated. All rights reserved. Hofmann is a trademark, registered in the United States and other countries, of Snap-on Incorporated. All other marks are marks of their respective holders. 08/2020 SSLR20007

