



# Ball Valve Selection Guide

## From Simple to Complex Designs

Electric, Pneumatic Actuators & Controls

3 and 4 Way Multi-Port Valves

Pipeline Trunnion Type Valves

Custom Designed Ball Valves

Severe Service Metal Seats

Segmented Control Valves

Flush Bottom Tank Valves

Steam Jacketed Valves

Dribble Control Valves

Instrumentation Valves

V-Port Control Valves

Special Alloy Valves

Cavity Filled Valves

Fusible Link Valves


Automated Valves

Cryogenic Valves

PFA Lined Valves

Sanitary Valves

Ceramic Valves



[www.flotite.com](http://www.flotite.com)  
910.738.8904 | [sales@flotite.com](mailto:sales@flotite.com)



# Trunnion Ball Valves

## TM Series

Designed and Fabricated for Pipeline Applications. Offering both forged 3-pc and cast 1 & 2 pc body designs.

### Applications:

Oil and Pipeline applications and other industrial applications including:

- Natural Gas Storage
- Gas Transmission, Oil Refinery
- Dryer Service
- LNG, HRSG
- Skids
- Subsea
- Natural Gas Compressor Stations
- Desalination
- Petrochemical Plants
- CO<sub>2</sub> Service
- Pipeline
- Power Generation

### Design Features:

- Full Compliance with API-6D
- ISO 9001, CE & NACE
- Grease Sealant Fitting Standard
- ANSI Class 150, 300, 600, 900, 1500, 2500
- High Temperature Metal Seated
- Piggable Service
- Control Ball Valve
- 3-Way Designs
- Double Block & Bleed
- Both Cast & Forged
- Optional: Fully Welded Body Designs
- Custom Designs Welcome!

## Engineered Valves for Pipeline and Severe Service Applications

3-Way 10"



TB 80-19

**Models:**  
TM150  
TM300  
TM600

**Size Range:**  
1"-56"

**Pressure Rating:**  
ANSI Class 150-2500



# Segmented Control Valves

## Sentinel Series

## Eccentric Ball Available

## Precise Control

### Applications:

- Clean or Dirty Liquids
- Gases
- Fibrous Suspension Applications
- Power Generation
- Pulp and Paper

### Design Features:

- ISA S75.04
- Rugged Uni-body Construction Available in Flanged or Wafer 150, 300, & 600 Lbs
- Metal or Soft Seated

**Size Range:**  
1"-24"

**Pressure Ratings:**  
Ansi Class 150-600  
Flanged: 150, 300, 600  
Wafer: 150, 300



TB 68-19-1

**Models:**  
RV-150  
RV-300  
RV-600

## New! Now available Eccentric Control Valve

# High Performance 3-Piece Designs

## Multi-Choice Series

**Models:** 200, 300

This series is our most versatile design. Series 200/300 ball valves are offered in Threaded, Socket Weld, Butt Weld, Flanged End, and Extended Weld Ends. The Valve center body is drilled and tapped for cap screw bolting to assure exact alignment.



### Applications:

- Water Services
- Oil and Gas
- Universal Applications

**Size Range:** 1/4"–4"

**Pressure Ratings:**

- 1/4"–2 1/2" — 1500 psi WOG
- 3"–4" — 1250 psi WOG

### Design Features:

- Live-loaded stem
- V-Ring stem packing
- Anti-Static grounding device
- ISO-Mount automation pad
- Safety locking handle
- Wide range of seating materials
- V-Ball Control Valves Available
- Cavity Fillers Available
- Carbon, Stainless Steel, Alloy 20 and many other Special Materials
- Secondary Media Containment
- Flush Bottom Tank



TB 45-19

## ISO Mount

## Multi-Choice Weld-In-Place Series

Eliminate Valve disassembly when welded ball valves are required!

### Applications:

- Water Services
- Oil and Gas
- Moderate Pressure Applications
- Petrochemical Services

### Design Features:

- Safer Installation
- Reduced Liability
- Save Valuable Time
- Reduce Labor Cost
- Assures Fool - Proof Installation
- Socket & Butt-Weld Design

**Models:**  
335-SS  
235-CS



**Models:**  
325-SS  
225-CS



**Size Range:** 1/4"–4"

**Pressure Ratings:**

- Size 1/4"–2 1/2" 1500 psi MAWP/WOG
- Size 3"–4" 1250 psi MAWP/WOG

TB 46-19

## Tri-Pro Series

High pressure 3-Piece Series built for demanding applications.

### Applications:

- Cryo
- Oil and Gas
- High Pressure Applications
- Aviation & Aerospace

### Design Features:

- Fire Safe designed to API 607-7
- ANSI B16.34
- Protected seat design
- Captive seats & body seals
- Weld-In-Place socket & butt weld
- Flanged end ANSI Class and 600
- Wide range of seating materials
- Metal seats available in both class V & VI

**Size Range:**

Full Port

1/4"–4"

Reduced Port

1/2"–4"

**Pressure Ratings:**

1/4"–3/4" 3000 psi MAWP (Full Bore)

1"–4" 2250 psi MAWP/WOG (Full Bore)

1/2"–1" 3000 psi MAWP/WOG (Reduced Bore)

1 1/4"–4" 2250 psi MAWP/WOG (Reduced Bore)



## ISO Mount

**Models:**  
HPF50-SS  
HPF40-CS

TB 51-19

# High Performance 3-Piece Designs

## Pro-Max Series

### Applications:

- Water Services
- Petrochemical
- Oil and Gas
- Food Services
- Heat Exchange
- Power Generation
- Universal Applications

### Design Features:

- Flo-Tite Economical 3-pc valve
- Reduced port
- Available with NPT or Socket Weld Ends
- 2000/1500 psi WOG
- RPTFE Seats
- Enclosed Bolting
- ISO 5211 Mounting Pad
- Safety Locking Handle
- CE Compliance
- Fire Safe Certified
- NACE

### Size Range:

1/2"-2"

### Pressure Ratings:

1/2"-1 1/4" 2000 psi WOG / 150 psi WSP

1 1/2"-2" 1500 psi WOG / 150 psi WSP

Model:  
360



TB 48-19

## Titan Series


### Applications:

- Extreme Pressure Applications
- Power Generation
- Water Services
- Petrochemical

### Design Features:

- ANSI Class 900 & 1500 Raised Face
- RTJ Flange available (not standard)
- 5000 psi WOG
- V-Port Control Option
- Devlon Seats Standard
- Peak & Metal Seat Options
- Fire Safe API 607-7, API 608

Model:  
1552



TB 53-18

Model:  
1558



Size Range:  
1/2"-2"

Pressure Rating:  
5000 psi WOG

## Direct Connect Series

Save Time & Money mounting Actuators directly to the Valves.

### Applications:

- Universal Applications
- Low Pressure Steam Applications
- Space Saving
- Water Treatment & Processing

### Design Features:

- ISO-5211 Top Works - Live-Loaded Stem
- 2-pc body 1000 PSI WOG- (DM85 & DM-V60)
- 2-pc body 2000 PSI WOG Fire Safe Design - (DM2000 & DMV2000)
- 2-pc Flanged End (DM F15)
- 3-pc body 1000 PSI WOG (DM100 & DM300 series)
- 3-Way 1000 PSI WOG (DM MPT100)
- Wafer ANSI 150 LB (DM WF150)

### Other Direct Connect Products:

- **DM 85** TB 34-19
- **DM 300** TB 35-18
- **DM 15** TB 36-18
- **DM-V60** TB 37-18
- **DM2000** TB 38-18
- **DM MPT 100** TB 102-19

Model:  
DMW150



TB 38-18

Size Range:  
1/2"-3"

Pressure Rating:  
2000 psi WOG/150 psi WSP

# Flanged End Ball Valves

## Full-Flo Series

Full Bore

- Oil & Gas Sector
- Chemical Manufacturing & Processing
- Petrochemical Industry

### Design Features:

- ISO 5211 Mounting pad
- Safety locking handle
- Anti-Static grounding device
- ANSI Class 150, 300, 600
- Special Metal Seats meeting Class V & VI
- Cavity Fillers sizes 1/2" – 14"
- Fugitive Emissions certified per ISO 15848-1
- V-Ball Control Valves
- Fire Safe per API 607 (all valves) & API 6FA (on selected models)
- NACE compliance available as option
- API 6D logo



### EC Series

Model:

TB 66-18

F15

Size Range:

2"–6"

Pressure Ratings:

F15 ANSI 150

F30 ANSI 300

## Uni-Flo Series

Standard Bore

### Applications:

- Power Generation
- Pulp & Paper Production Industry
- Cryo



### Petro Series

TB 69-18

Model:

F60



### EZ Series

TB 58-20

Model:

RF-15/RF-150

Size Range:

3"–14"

Pressure Rating:

ANSI 150

Model:

RF-30

Size Range:

3"–6"

Pressure Rating:

ANSI 300

## ISO Mount

Full Bore & Reduced Bore

API 6D Certified  
Floating Ball Valves



### Uni-Flo TB 58-20

Models:

SF150/SF300



### Full-Flo

Models:

F150/F300

### Size Range:

Full Bore

1/2"–12"

Standard Bore

1"–12"

### Pressure Ratings:

F150/SF150 ANSI 150

F300/SF300 ANSI 300

All 150 PSI SWP

(300 PSI SWP Optional)

## Media Containment

### Multi-Purpose Secondary Containment

- Help maintain ultra-low fugitive emissions
- Maintenance Repair
- High Temperature Applications
- **Upgrade standard Ball Valves with a simple low cost device**



## Award Winning Product

Certified ISO 15848-1:2015  
Methane Fugitive Emission Testing



TB 140-19

# Multi-Port 3&4 Way Ball Valves

## Trans-Flo Series

## ISO Actuator Mount

Flo-Tite offers a wide selection of multi-port ball valves designed to simplify piping systems, eliminating the need for two or more standard valves. The valve has either one or two pc ball/ stem with a trunnion type Ball Support. T, L, or LL Flow Plans.

### Applications:

- Oil and Gas
- Lact Skids
- Heat Exchange Applications
- Water Services

### MODELS AVAILABLES:

- MPF15 - ANSI 150 LB Flanged Ends
- MPF30 - ANSI 300 LB Flanged Ends
- MPF60 - ANSI 600 LB Flanged Ends
- MPT30 - ANSI 300 PSI Threaded Ends
- MPC15 - ANSI 150 TRI-Clamp Ends
- MPF154 - ANSI 150 LB Flanged 4-Way Valves

### Sizes:

- 3/4" - 14"



**Model:**  
MPF154  
4-Way

TB 90-19



**120° 3-Way  
Ball Valve**



**Model:**  
MPF15  
3-Way

TB 90-19

## Ball Porting

### Flow Plans:

T-Pattern    L-Pattern    LL-Pattern    In-Line Pattern



**3-Way Trunnion Designs also Available**



## MPT-100 Series

### Applications:

- Mixing & Blending Services
- Flow & Bypass
- Diversion Operations
- Beverage & Food Industry
- Water Treatment & Processing
- Chemical Production

### Design Features:


- Stainless
- 3-Way Diverting or Mixing
- Standard port design
- Threaded ends/Tri-Clamp
- Optional Brass T + L ports model #355/365

### Size Range:

1/4" - 2"

### Pressure Rating:


800 psi MAWP/WOG



**Model:**  
MPT 100  
3-Way

TB 100-18

## 3 & 4-Way



**Model:**  
MPT 104  
4-Way

TB 100-18

# Multi-Port 3&4 Way Ball Valves

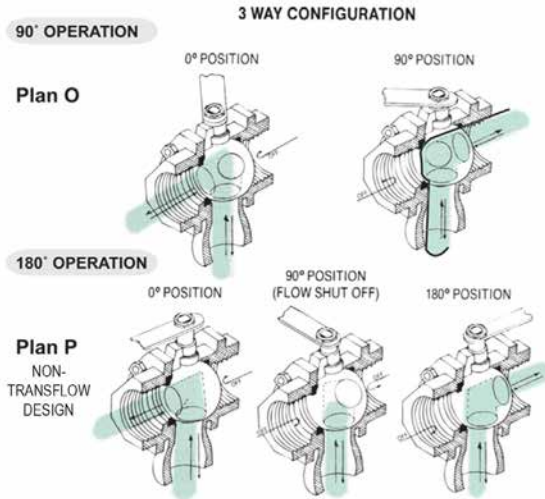
## Tri-Pro Bottom Flow Series

### Applications:

- Oil & Gas
- Lact Skids
- Diversion of Process Fluid
- Heat Exchange
- Water Services
- Power Generation
- Aviation & Aerospace

### Design Features:

- 3-Way diverter design
- 1500 psi WOG fire safe type
- Threaded/SW/BW/Flanged



Optional T-Port Plans  
Available Consult Factory



**Model:**  
3W-HPF

**Size Range:**

1/2"–2 1/2"

**Pressure Range:**

1500 psi MAWP/WOG

**Fire-Safe**

TB 98-18

## Bottom Entry Series

### Applications:

- HVAC Services
- Sanitation & Waste Processing
- Medical & Pharmaceutical Services
- Water Supply & Distribution
- Chemical Manufacturing & Processing

### Design Features:

- 3-Way diverter design

**Size Range:**

2"–6"

**Pressure Rating:**

Class 150/300



**Model:**  
MPF-155

TB 96-18

**Many Different Flow Plans Are Available.  
Ideal replacement for Plug Valves.**

# Unique Application Ball Valves

## Cryogenic Design Ball Valves

### Applications:

- Low temperature services with temperatures below freezing down to -450°F
- Gases including:
  - » Oxygen
  - » Nitrogen
  - » Hydrogen
  - » Fluorine
  - » Helium
  - » Methane
- Chilling & Freezing Applications Food Industry
- Biotechnology & Medical Industry
- Aerospace Industry
- Alloy Treatment Service
- Petrochemical Industry

### Design Features:

- Available Cryo Bonnet Tall Stems
- One Piece High Strength Stems
- Encapsulated body seals prevent "cold flow"

### Size Range:

1/4"-12"

### Pressure Rating:

2000 psi MAWP/WOG



**Model:**  
F150 Cryo  
TB 138-19



Tri-Pro HPF with  
Cryogenic Stem  
Extension

Flo-Tite offers a  
complete line of  
Cryogenic Ball  
Valves.



## SuperAlloys & Ceramic Valves Available



Zirconium  
Gate Valve



Titanium Knife  
Gate Valve



Inconel  
Butterfly Valve



Nickel Alloy  
Gate Valve



Hastelloy  
Ball Valve



Ceramic  
Ball Valve

## Flush Bottom Tank Valves

The valve tank pad is welded flush to the tank bottom for unrestricted drainage of tank media. Available with threaded, SW, BW, and flanged ends ANSI 150/300 Lb.

### Design Features:

- Tank pad 316L-SS

Perfect Adaptor between the tank & the valve body.  
Minimizes the dead space between the valve ball and the tank.

### Size Range:

1"-8"

### Pressure Ratings:

1"-2" 1500 WOG

3"-4" 1250 WOG

6"-8" 740 WOG



**Model:**  
TK300

TB 142-18



# Unique Application Ball Valves

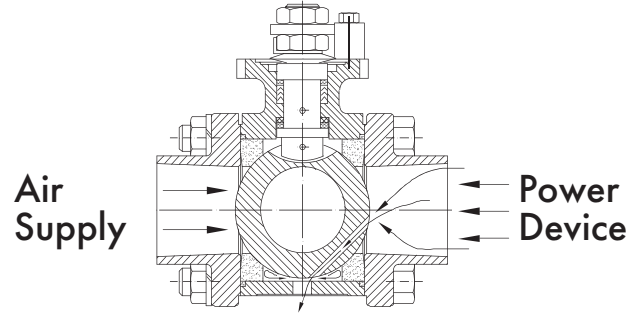
## Safety Exhaust 3 pc Valve

Offers downstream air pressure, "blow-down" design valve with complete serviceability without disturbing the piping system.

### Design Features:

- Tank pad 316L-SS
- SW/BW/NPT/150RF Flanged

**Size Range:**  
1/4"–18"



## Spring Return Handle

Deadman Handle

### Model:

SRH-05  
SRH-07  
(Just the handle)

### Size Range:

1/2"–2"

### Pressure Rating:

1000 psi MAWP/WOG

### Model:

SRH-05  
Requires a Bracket



TB 145-18



### Model:

SR75-SS  
(Valve with Handle)

**Valve Can Never be Left in the Wrong Position.**

## Multi-Choice Sanitary Designs

## High Purity Series

### Applications:

- Food Services
- Medical Services
- Pharmaceutical Services
- Water Services

### Design Features:

- 3 pc Sanitary Ball Valves with True Tube Bore
- Clean-In-Place, Purge Ports
- 20-25 RA standard
- Electropolish, Solution Clean & Bagged, Optional
- All Wetted Parts SS316L
- Cavity Fillers Available
- In-Line Orbital Welding

### Size Range:

1/2"–4"

### Pressure Ratings:

1000 psi MAWP/WOG  
150 psi WSP


## ISO Mount

### Model:

S370-SL



**Model:**  
S350-SL



TB 55-18



# Industrial Process Threaded End Designs

## Fusion Series

- **Model:** S23 1 pc Seal Welded Body
- **Model:** T23 2 pc Body

### Design Features:

- The S23 series seal-welded high pressure valves incorporate safety. All welded body assures that the 2 pc body can never be separated.
- Anti-Static, Fire Safe, API 608, Steam Seals, Locking Handle.
- ISO 5211 Actuator Mounting
- Outstanding performance in Steam service

### Size Range:

1/4"–4"

### Pressure Ratings:

1/4"–2" 2000 psi WOG/250 psi WSP

2 1/2"–4" 1500 psi WOG/250 psi WSP



### Model:

T23  
2 pc Body



### Model:

S23  
1 pc Body

TB 14-19

## Flotron and Flotron II Series

### Applications:

- High pressure shut off Valves
- Petrochemical
- Hydraulic Services

### Design Features:

- Rugged Construction - Cast Body
- Seal Welded Body
- Fire Safe Designed to API 607-4
- Anti-Static Grounding
- Blow-Out Proof Stem Design
- Lockable Handles

### Size Range:

1/4"–3"

(2" is not Full Bore)

### Pressure Rating:

3000 psi WOG (Flotron Series S3000/T3000)

6000 psi WOG (Flotron II Series S6000)



### Model:

Flotron  
S3000  
Seal Weld (1 pc)

TB 16-18



### Model:

Flotron II  
T3000  
Full Port (2 pc)

TB 17-18

## OMNI Series

### Applications:

- High Pressure Shut Off
- Low Pressure Steam Applications
- Food Industry
- Energy Generation

### Design Features:

- 25% Carbon/PTFE Seats
- Outstanding Low Cost/High Pressure Valve
- Fire Safe Certified API 607-4
- Double Reduced Bore Fire Safe Certified
- 316SS and Carbon Steel
- Economical Solution
- 1 pc Body Design

### Size Range:

1/2"–2"

### Pressure Ratings:

2000 psi MAWP/WOG

175 psi SWP



### Model:

T12

TB 23-19

# Industrial Process Threaded End Designs

## Econo-Groove Series

### Applications:

- HVAC
- Plumbing
- Mining
- Waste Water
- Oil Field
- Power Plants
- Military

### Design Features:

- 3 pc Body Design
- All Stainless Steel Design
- Full Port Design
- Easy Maintenance
- Blow-Out Proof Stem
- AWWA C-606 grooved ends

**Size Range:**

1½"–6"

**Pressure Rating:**

1000 psi MAWP/WOG

## ISO Mount

**Model:**

390



**Model:**

190SS

TB 56-19

## Kompact Series

### Applications:

- Skids
- Applications where space is restricted
- Aviation & Aerospace
- Paper & Pulp Services

### Design Features:

- Full Port
- Full Flanged Wafer
- Compact Design
- Cavity Filled
- Steam Jacket
- V-Port Control

## ISO Mount

**ISO 5211**

**Direct Connect Design**

**Size Range:**

¼"–6"

**Pressure Rating:**

Class ANSI 150

**Model:**

DM-W150



TB 111-19

## Max-Gear Manual Gear Operators

Designed to be used with quarter turn Butterfly Valves, Plug Valves, and Dampers requiring a Self-Locking Mechanism.

**Torque Range 2832 in-lbs through 37173 in-lbs**



### Design Features:

- Long Life Reliability
- Epoxy Coated Housing
- External Fully Adjustable End Stops
- Weather Proof Housing
- Rugged Compact Heavy Duty Construction

### Options:

- Star Drive
- Locking Device
- Special Coatings
- Flow Plan Indicators for Multi-Port Valves
- Chain Wheel Operators
- Adjustable Memory Stops in Open Position 45°–90°

### Replaceable Drive Insert Design:

Standard gears are fitted with square drive insert or double D, but a variety of other inserts such as key way are also available. Inserts can be easily replaced or remachined as needed.

Model	Gear Ratio	Torque In-Lbs	Weight Lbs
GO-4.5.6	28:1	2832	11
GO-8.10	41:1	4425	18
GO-12.14	46:1	12391	35
GO-16.18	49:1	22127	57
GO-20	129:1	26552	84
GO-24	158:1	37173	90



TB 151-19

# V-Ball Control Valves

## V-Port Control Series

Most of Flo-Tite's High Performance standard ball valves are now available with custom designed V-Cut options such as:

**15°, 30°, 60°, 90°, and 120°**

### Applications:

- Higher Flow Capacities
- Bubble Tight Shut Off
- Precise Flow Control
- Economical Low Operating Cost

### Design Features:

- Flanged Type 150, 300, 600 ANSI Class
- Wafer Design 150 LB
- NPT/SW/BW Ends

### Available Pressures:

- » **Control-Set 2 pc** - 1000 psi WOG
- » **Segmented Design** - ANSI 150, 300 & 600
- » **3 pc All Types** - 1000, 2250, & 5000 psi WOG
- » **Wafer Design** - ANSI 150



TB 120-19



**Flo-Tite's Control Ball Valves feature a solid stainless steel ball, not a seat insert like many others.**



# Economy Design from Flo-Tite

## Econoflo Series

Reduced Port

### Applications:

- Gauge or Drain Services
- Water Treatment
- Compressed Air Lines
- Plumbing Services

### Design Features:

- 1 pc Design Valves
- Male X Female Connections/and Female
- Economical Compact Design
- Blow-Out Proof Stem
- Low-Operating Torque

**Size Range:**

1/4"–2"

**Pressure Rating:**

1000 psi MAWP/WOG



**Model:**  
T45 SS



**Model:**  
T40 MxF



**Model:**  
T45 SS

TB 26-18

## EconoChem Series

- **Models:** 110, 120, 130

### Design Features:

- 3 pc Body
- Threaded, Socket-Weld, or Butt Weld Ends
- Full Port Design
- RPTFE Seats

**UL Certification Available**




**Model:**  
110

**Size Range:**

1/4"–4"

**Pressure Rating:**

1000 psi MAWP/WOG



**Model:**  
120

TB 33-18

**ISO Mount**

## PFA Lined Valves

### Applications:

- Fertilizers
- Desalination
- Bio-Technical
- Pulp and Paper
- Textile Industry
- Petro-Chemical
- Food Processing
- Semi-Conductors
- Mining and Steel
- Paint and Pigments
- Pharmaceutical Industry
- Chemical Process Industry

### Design Features:

- Valve Body Design: ASME B16.42 & EN12516-3
- Face-to-Face: ASME B16.10
- Actuator Mounting Pad: ISO-5211
- ISO 15848-1 compliant & tested low fugitive emission design



**Size Range:**  
1/2"–6"



**Size Range:**  
2"–24"



**Size Range:**  
1/2"–4"

**Pressure Rating:**

250 psi MAWP/WOG

# Economy Design from Flo-Tite

## Econoflo Series

- **Models** T80/T82

### Applications:

- Power Generation
- Petrochemical Services
- Lact Skids
- Chemical Services
- Universal Applications

### Design Features:

- T80 Ball Valves offer an economical solution for low cost full port stainless steel.
- Full Port
- Bubble Tight - Zero Leakage
- Locking Handles

### Size Range:

1/4"–4"

### Pressure Ratings:

1000 psi MAWP/ WOG  
150 psi SWP



**Model:**  
T80



**Model:**  
T82

TB 28-18

## Forged Brass - Threaded & Solder Ends

- **Models:** RB Series T91, T92

### Applications:

- T91BZ ball valves are ideal utility valves for low pressure applications.

### Design Features:


- FM / UL / SR certificates
- Lead Free Designs
- Locking Options
- Full Port

### Size Range:

1/4"–4"

### Pressure Ratings:

1/4"–2" 600 psi MAWP/WOG  
2 1/2"–4" 400 psi MAWP/WOG  
150 psi SWP



**Model:**  
T92 BZ

TB 31-18

## Commercial Series

- **Model:** T70

### Design Features:

- 2 pc Standard Port
- All 316 Stainless Steel design

### Size Range:

1/4"–2"

### Pressure Ratings:

1/4"–1" 2000 psi WOG  
1 1/4"–2" 1500 psi WOG  
150 psi SWP



**Model:**  
T70

TB 22-18

# Metal Seated Ball Valves

## Metal Seated Valves

### Applications:

- Abrasive or Corrosive Chemicals
- High Temperature Pressure & Steam
- Hydraulic Services
- Slurry Services
- Cryo Applications
- Asphalt Services
- Gas & Oil Services
- Liquid Sulfur
- Steam Services

### Design Features:

- **Flanged Type** 150, 300, 600, 1500, 2500 ANSI Class
- **Segmented Design** 150, 300, 600 ANSI Class
- 2 & 3 pc 2250, 3000, 6000 psi WOG
- Uni and Bi Directional Flows
- Tungsten Carbide
- Forged Chromium Carbide
- Hard Chrome
- Forged Stainless Steel Balls
- High Temperature Designs up to 1000°F



TB 130-19

## Surface treatments and coatings to withstand abrasion resistance.



## Metal Seats Are Available in Above Models.

## Steam Jacket Series

Flo-Tite's valve jackets are designed for chemical service where absolute control of fluids are required within a specified temperature range. With special preparation, these valves can be used for severe and hazardous chemical service.

### Design Features:

- Bolt on Jacket
- Clamp on Jacket
- Full Jacket
- Compact Full Jacket

## 2" Carbon Steel F150 with Steam Jacket

## 3-Way Bolt Type



TB 114-18



# Actuation Products



AirCon offers a complete package of Pneumatic, Hydraulic, & Electric Actuators. All types of controls & accessories for a vast number of special automated applications.

## AirCon Series

Designed for quarter-turn ball, butterfly, & plug valves as well as damper applications. Incorporating the latest technology in actuator design.

### Design Features:

- Hard anodized aluminum body
- NAMUR interface & ISO 5211 Mounting
- 5° travel stops, optional 90° stops
- Torque range up to 1,565,200 in-lbs
- Optional Stainless Steel, PTFE Coated, Epoxy Coated, Ceramic Coated & Nickel Infused Available
- Specs: CE, ISO, ATEX, SIL3



180° Movement

## Smart Positioner VAC

- Hart, Fieldbus, and Profibus



## VRC Series

- All Specials
- High Chemical Resistance Housing



## Solenoid Valve

- Direct Design
- 304 Stainless



## Easy-Link ISO Mounting Hardware




## Electric Actuators



## Max-Seal Butterfly Valves

Flo-Tite also offers a wide variety of Max-Seal Butterfly Valves.



## All Types & Designs



4815 West 5th Street  
Lumberton NC, 28358

[www.flotite.com](http://www.flotite.com)

Office: 910.738.8904  
Fax: 910.738.9112  
[sales@flotite.com](mailto:sales@flotite.com)