



BIMINI BAY HOMEOWNERS ASSOCIATION LTD.

First Notice of Annual General Meeting and Election of Directors

Notice is hereby provided for the Annual General Meeting of the Members for the purpose of electing Directors. The meeting will be held on **THURSDAY, JULY 16TH, 2026, at 6 p.m.** at the **AC Hotel Dadeland** located at 7695 N. Kendall Drive, Miami, FL 33156. The purpose of the meeting (inter alia) **will be to elect three (3) members to the Board of Directors for the Master Association and all positions in the Sub-Associations**, for a two-year term and to conduct such other lawful business as may come before the Annual General Meeting.

PLEASE TAKE NOTE OF THE FOLLOWING:

VOTING. The election will be conducted by written ballot and limited proxy. In addition, for those who have consented to vote by means of electronic voting, the vote will also be conducted through electronic voting. The proxy will be provided in the Second Notice of Meeting, and electronic instructions are attached hereto and along with voting materials will also be provided in the Second Notice for those that consented to vote electronically. There shall be one (1) vote per lot or unit.


CANDIDATES FOR THE BOARD. Any eligible person desiring to become a candidate for election to the Board shall provide written notice (a form for that purpose is enclosed) either by mail, e-mail, or another method of delivery or in person to 2083 WEST 76 ST, HIALEAH, FL 33016 prior to **Saturday, JUNE 6TH, 2026**. Written notice is effective when received by the Association.

Any candidate may also supply a one-sided information sheet, no larger than 8 ½ x 11 inches in size, describing the candidate's background, education, qualifications, and any other factors deemed relevant by the candidate on or before **Saturday, JUNE 6TH, 2026**. The information sheet will be provided to all eligible voters as part of the Second Notice of Annual General Meetings. Each candidate who submits an information sheet is responsible for the accuracy of such information. The Association will not edit such information sheet.

AGENDA AND POSTING. The Annual General Meeting Agenda is included with this notice.

Dated: May 14th, 2026.

BIMINI BAY HOMEOWNERS ASSOCIATION, LIMITED.

BY:  _____
On Behalf of the Board of Directors.



BIMINI BAY HOMEOWNERS ASSOCIATION, LIMITED.

DATE: JULY 16th, 2026

TIME: 6 PM

LOCATION: AC HOTEL DADELAND
7695 N. Kendall Drive, Miami, FL 33156

ANNUAL MEMBERS MEETING

AGENDA

- I. Calling of the roll and certification of proxies
- II. Proof of Notice of Meeting or Waiver of Notice
- III. Reading and disposal of any unapproved minutes
- IV. Reports of Officers
- V. Ratification of the Appointment and Actions of the existing Board of Directors
- VI. Appointment of Inspectors of Election
- VII. Election of Directors
- VIII. Directors Nomination & Election of Officer Vacancies
- IX. Adjournment



**NOTICE OF INTENT TO BE
A CANDIDATE FOR THE
BOARD OF DIRECTORS**

I, _____, Owner of Lot No. or Unit _____
hereby request that my name be placed in nomination and appear on the ballot as a candidate for a
position as Director on the Board of Directors for the forthcoming Annual Members Meeting to be held
on **JULY 16th, 2026**.

(PLEASE CHECK ONE) I am I am not enclosing a Candidate Information Sheet
about myself. I understand that I am responsible for the accuracy of the information
contained in the Information Sheet.



Scan QR Code to
submit/print online

(Please type or print your name beneath your signature.)

Date: _____

X _____

Signature


Print Name

Return To: Bimini Bay Homeowners Association, LIMITED.

2083 WEST 76 ST., HIALEAH, FL 33016

MUST BE RECEIVED NO LATER THAN JUNE 6TH, 2026.

INFORMATION SHEETS MUST BE SUBMITTED NO LATER THAN JUNE 6TH, 2026.



Virtual Meeting User Guide

Welcome! You're invited to a virtual meeting hosted and facilitated by GetQuorum, a company specializing in corporate governance services and electronic voting.

Section 1: Join with your web browser **Page 2**


Section 2: Dial in by phone **Page 3**

What's the difference?

See the benefits of attending via a web browser below:

	Dial in by phone (without an email address on file)	Attend via Google Chrome or GetQuorum app (email address must be provided to your association or condominium)
Listen to the meeting	✓	✓
Virtual meeting link provided		✓
See presentations and head table		✓
Revoke your proxy and vote live at the meeting		✓
Ask questions at the meeting	✓	✓

If you'd like the ease and advantages of attending via GetQuorum's voting portal on your web browser (on your tablet or PC), please contact your corporation management to provide your email address if they don't already have it. GetQuorum will not use your email address for any marketing, newsletter, or product purposes—we will only use it for sending your corporation's notices.

**IMPORTANT:**

- You'll receive emails from GetQuorum in the weeks leading up to the meeting with an invitation to register and access your meeting portal. They'll be sent to the email on file with your corporation.
- Approximately **30 minutes prior to the meeting, you'll receive an email with a link to join.** Please check your spam folder if the email isn't in your inbox prior to voting!
- You'll need the latest version of one of the following web browsers to access the meeting portal: Chrome, Safari, Edge or Firefox. **We strongly recommend Google Chrome for the best experience.**



Please do not share or forward emails received from GetQuorum. Doing so may compromise the integrity of your vote and prevent you from voting.

Section 1: Join with your Web Browser

Step 1: Click the **GO TO MY MEETING PORTAL** button in your email invitation.

To join the meeting:

Click on the button below to be taken to your meeting portal, the connection details will be provided there.

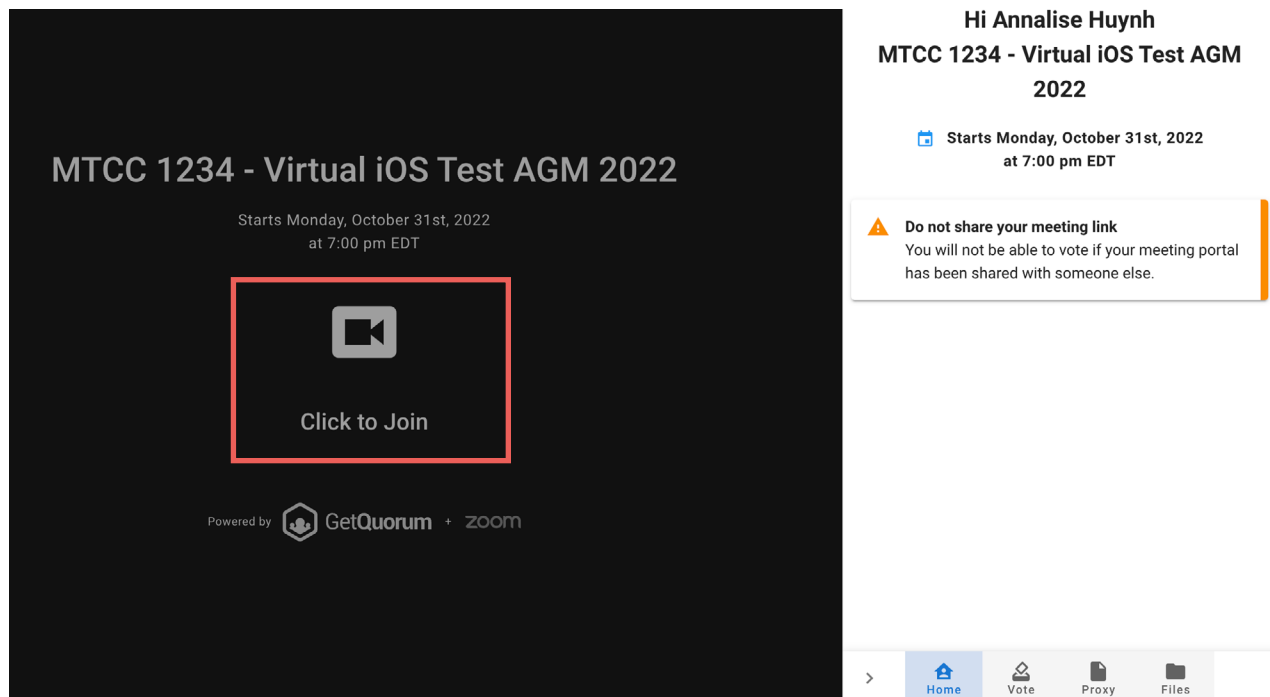
GO TO MY MEETING PORTAL

The portal will also be used for voting should it be required during the meeting.


IMPORTANT: DO NOT FORWARD OR SHARE THIS EMAIL WITH ANYONE ELSE, DOING SO MAY COMPROMISE YOUR VOTE. THE PORTAL IS UNIQUE TO YOU.

Step 2: The portal will open in your browser. Click to join the meeting.

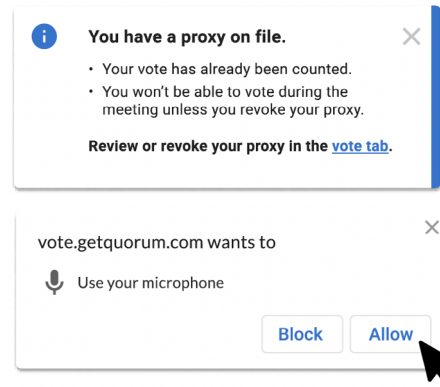
If you're not a panelist, you'll join with your microphone and camera off.



The screenshot shows a meeting portal interface. On the left, a dark panel displays the meeting title "MTCC 1234 - Virtual iOS Test AGM 2022" and the start time "Starts Monday, October 31st, 2022 at 7:00 pm EDT". A red box highlights a "Click to Join" button with a video camera icon. Below the button, it says "Powered by GetQuorum + zoom". On the right, a white panel shows the user's name "Hi Annalise Huynh" and the meeting title "MTCC 1234 - Virtual iOS Test AGM 2022". Below this, it says "Starts Monday, October 31st, 2022 at 7:00 pm EDT". A warning box with a yellow triangle icon states "Do not share your meeting link. You will not be able to vote if your meeting portal has been shared with someone else." At the bottom, a navigation bar includes icons for Home, Vote, Proxy, and Files.



If you have a proxy on record, you'll be prompted to revoke it should you wish to be able to vote at any point during the meeting.



Step 3: Press 'Allow' when prompted to enable microphone and video permissions.

Once you've joined the meeting, the moderator will provide you with detailed instructions and support on how you can participate in questions, motions, and voting.

Section 2: Dial in by Phone

PLEASE NOTE:

If you'd like to dial in and have your presence count towards quorum, please submit your electronic proxy through GetQuorum (email address required) or submit a paper proxy to your corporation management before the meeting.

Step 1: From Canada, or USA dial one of the following numbers: Not from Canada or USA?
Check out this link to find the relevant country number:
<https://zoom.us/zoomconference?u=IEYb6X4z94hk2SRXk15T2hAj7EdULCaE1FZzkTXpeHg>

- 877-853-5257 (Toll Free)
- 855-703-8985 (Toll Free)
- 888-475-4499 (Toll Free)
- 833-548-0276 (Toll Free)
- 833-548-0282 (Toll Free)
- 877-853-5257 (Toll Free)

Step 2: Following the prompt, enter the credentials below:

Webinar code: _____ followed by #
Passcode: _____

Step 3: If the meeting has not started yet, ignore the prompt to enter the host key. Press # and wait for the meeting to start.

Step 4: You may also be prompted to enter your unique participant ID. You can press # to skip this step as well.

Once you've joined the meeting, the moderator will provide you with detailed instructions and support on how you can participate in questions and motions at the meeting.

HOW TO PARTICIPATE:

- To raise your hand, press *9
- To accept prompts to unmute, press *6