





Additional Issues found after the fact (after estimates)

<p>Issue #1 Bathroom #2 Vanity/sink/wall/floor</p> <p>This is how they left the Bathroom #2. We had to remove the free standing cabinet they left and this was what was behind it. We have to clean, chemically treat the walls & floor under it and have the cabinet replaced & replumbed. It was an antique cabinet and didn't survive the soot damage. This cabinet couldn't be reused, we suspect that's why it was left untouched. We've cleaned, treated & purchased the replacement vanity, sink top and faucets and are waiting on install now.</p>  <table><tr><td>10/29/24</td><td>Sara Wade</td><td>Clean & chemically treat wall & floor soot</td><td>350.00</td></tr><tr><td>10/31/24</td><td>Home Depot</td><td>Purchased vanity w/sink & top to replace</td><td>729.61</td></tr><tr><td>11/5/2024</td><td>Amacon</td><td>Purchased faucet for sink</td><td>36.88</td></tr><tr><td colspan="3">Projected cost to finish installation and plumb:</td><td>600.00</td></tr><tr><td colspan="3">Project cost to complete repair:</td><td>1,716.49</td></tr></table>	10/29/24	Sara Wade	Clean & chemically treat wall & floor soot	350.00	10/31/24	Home Depot	Purchased vanity w/sink & top to replace	729.61	11/5/2024	Amacon	Purchased faucet for sink	36.88	Projected cost to finish installation and plumb:			600.00	Project cost to complete repair:			1,716.49	<p>Issue #2 Bedroom #2 Outside Pergola</p> <p>This pergola is outside of bedroom #2. We assume they crawled upon it to access the roof because they sold us a roof repair over that room. The slanted top section was not in this condition before. This is how we discovered it after the fact.</p>  <p>Projected cost to repair materials & labor</p> <p>600.00</p>	<p>Issue #3 Extensive Chips in Entry/Office Tile</p> <p>The tile in the entry and office area was not removed, only cleaned. There are extensive chips spread out over 25 tiles. This was not like this before. We had witnessed many times workers using this area for piling up tools, ladders and equipment.</p>  <p>Projected cost to cut out remove and replace 25 of the 18" x 18" ceramic tiles with chips alone:</p> <p>2,500.00</p>	<p>Issue #4 Cooktop Broken</p> <p>Brandi asked them to install the vent-a-hood they missed, they did, the next day Brandi checked the vent-a-hood and noticed a crack across the glass cooktop that was not there before. He thinks they maybe dropped a tool or stepped on it. Has to be replaced.</p>  <p>Project cost to replace & install GE Profile PEP90360TBB cooktop:</p> <p>1,899.30</p>
10/29/24	Sara Wade	Clean & chemically treat wall & floor soot	350.00																				
10/31/24	Home Depot	Purchased vanity w/sink & top to replace	729.61																				
11/5/2024	Amacon	Purchased faucet for sink	36.88																				
Projected cost to finish installation and plumb:			600.00																				
Project cost to complete repair:			1,716.49																				