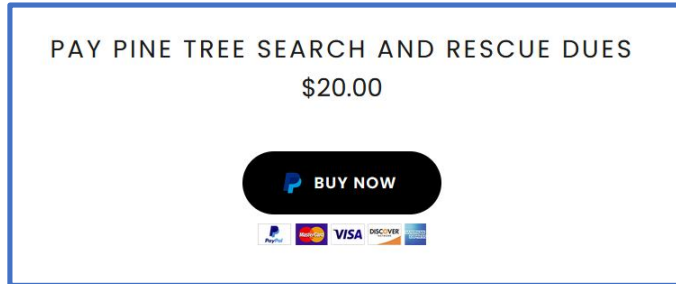


Pay PTSAR dues with or without using a PayPal account.

**These instructions are for paying without a PayPal account.**

1) Click on **BUY NOW**



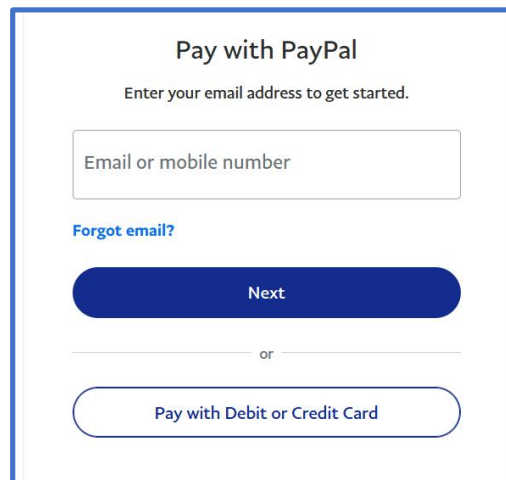
PAY PINE TREE SEARCH AND RESCUE DUES  
\$20.00

**BUY NOW**

PayPal VISA DISCOVER

This screenshot shows a payment interface for 'PAY PINE TREE SEARCH AND RESCUE DUES' for \$20.00. A prominent black button with the PayPal logo and the text 'BUY NOW' is centered. Below the button are logos for PayPal, VISA, and DISCOVER.

2) Click on **Pay with Debit of Credit Card**



Pay with PayPal

Enter your email address to get started.

Email or mobile number

[Forgot email?](#)

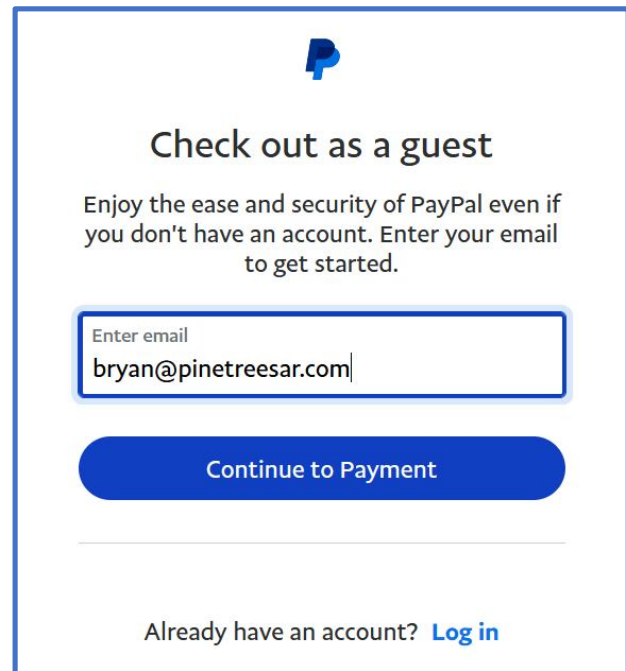
**Next**

or

Pay with Debit or Credit Card

This screenshot shows the 'Pay with PayPal' screen. It prompts the user to 'Enter your email address to get started.' There is a text input field for 'Email or mobile number' and a blue link for 'Forgot email?'. A large blue button labeled 'Next' is below the input field. Below the 'Next' button is a horizontal line with the word 'or' in the center, and a rounded button labeled 'Pay with Debit or Credit Card'.

3) Enter YOUR email address and click on **Continue to Payment**



**Check out as a guest**

Enjoy the ease and security of PayPal even if you don't have an account. Enter your email to get started.

Enter email  
bryan@pinetreesar.com

**Continue to Payment**


Already have an account? [Log in](#)


This screenshot shows the 'Check out as a guest' screen. It features the PayPal logo at the top. The main heading is 'Check out as a guest', followed by a sub-heading: 'Enjoy the ease and security of PayPal even if you don't have an account. Enter your email to get started.' Below this is a text input field with the placeholder 'Enter email' and the text 'bryan@pinetreesar.com'. A large blue button labeled 'Continue to Payment' is positioned below the input field. At the bottom of the screen, there is a link that says 'Already have an account? Log in'.


- 4) Uncheck the **Save info & create your PayPal account**

Shipping same as billing address

**Save info & create your PayPal account**

 Shop with confidence

 Shop millions of merchants

 Save big with great deals

By creating an account, you confirm you're at least 18 years old and agree to the [E-sign Consent](#), [User Agreement](#) and [Privacy Statement](#).

You'll return to the merchant to complete your purchase.

**Create Account & Pay Now**

- 5) Click on **Pay Now as guest**

Shipping same as billing address

**Save info & create your PayPal account**

By continuing, you confirm you're 18 years or older.

You'll return to the merchant to complete your purchase.

**Pay now as guest**

- 6) You will get a confirmation email when the transaction is complete.