

Play Frames



Spire

L: 2900 W: 3223 H: 2600mm

FFH: 530mm

Min Surface Area: 34m²

Min Space: 6.23m x 5.9m

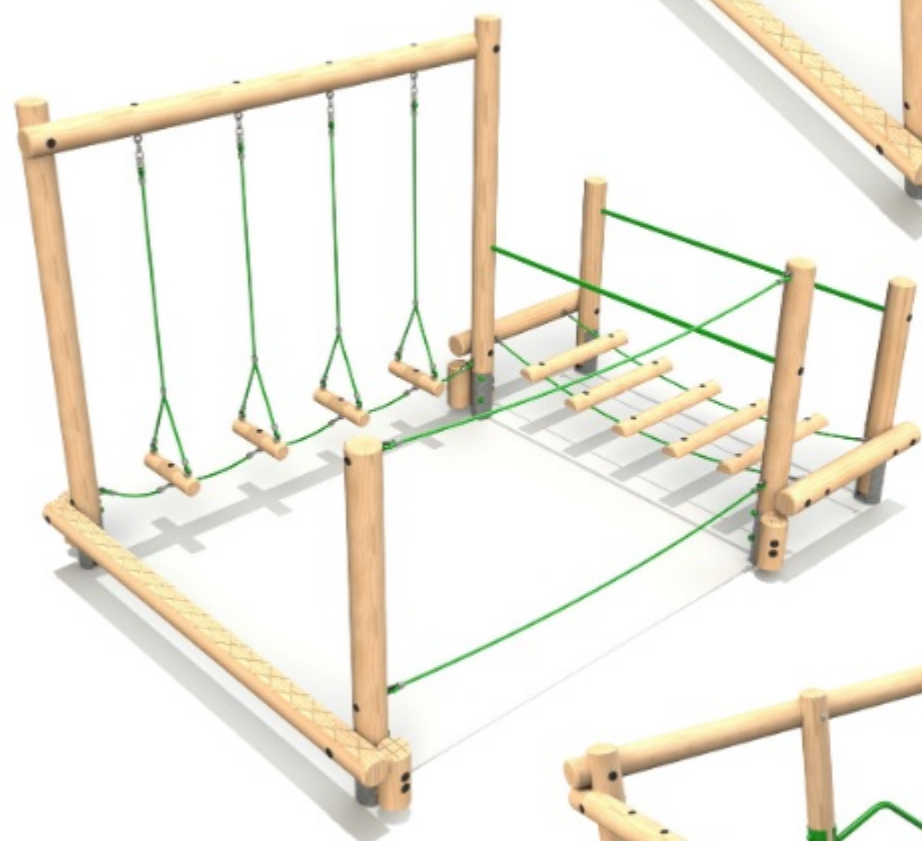
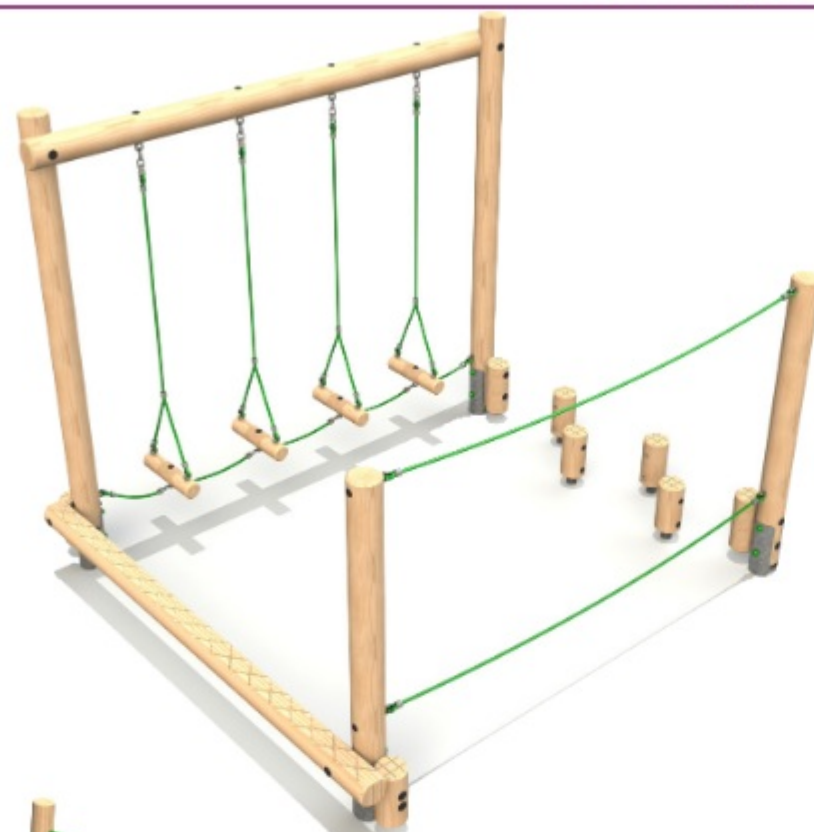
Consists of:

Log Rope

Rope Walk

Balance Beam

Stepping Logs



Elevate

L: 4125 W: 2900 H: 2600mm

FFH: 550mm

Min Surface Area: 39.3m²

Min Space: 7.12m x 5.9m

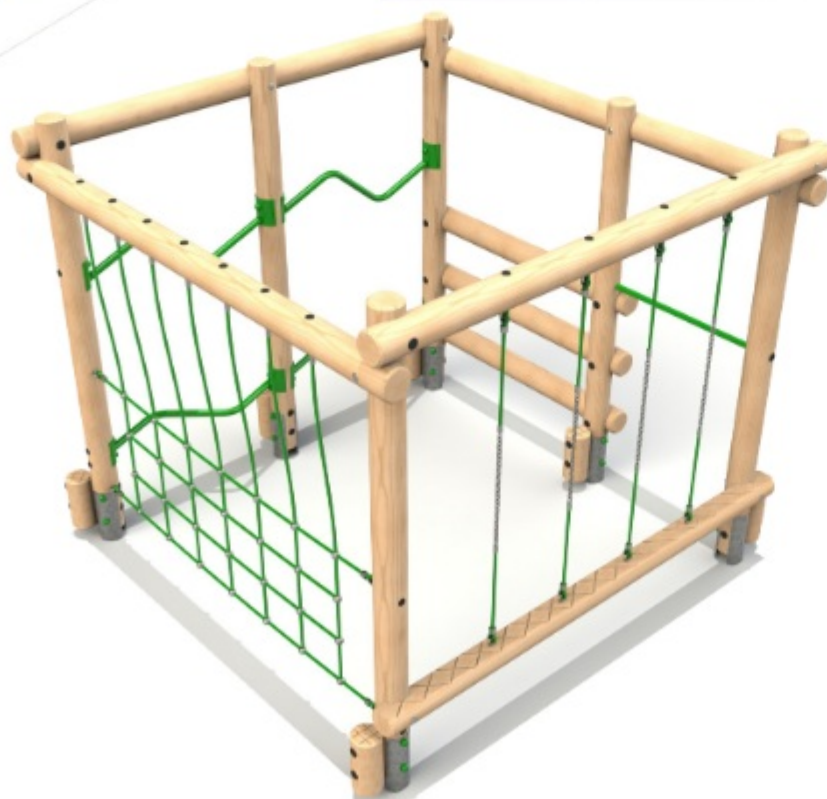
Consists of:

Log Rope

Wobble Bridge

Rope Walk

Balance Beam



Crest

L: 2950 W: 2875 H: 2522mm

FFH: 1360mm

Min Surface Area: 32.9m²

Min Space: 5.95m x 5.9m

Consists of:

Traverse Net

Zig Zag Steel Bars

Log Climber

Chin Up Bar

Rope Chain Traverse

Ascent

L: 3512 W: 3062 H: 2600mm

FFH: 1490mm

Safety Surface Area: 37.56m²

Min Space: 6.5 x 6.1m

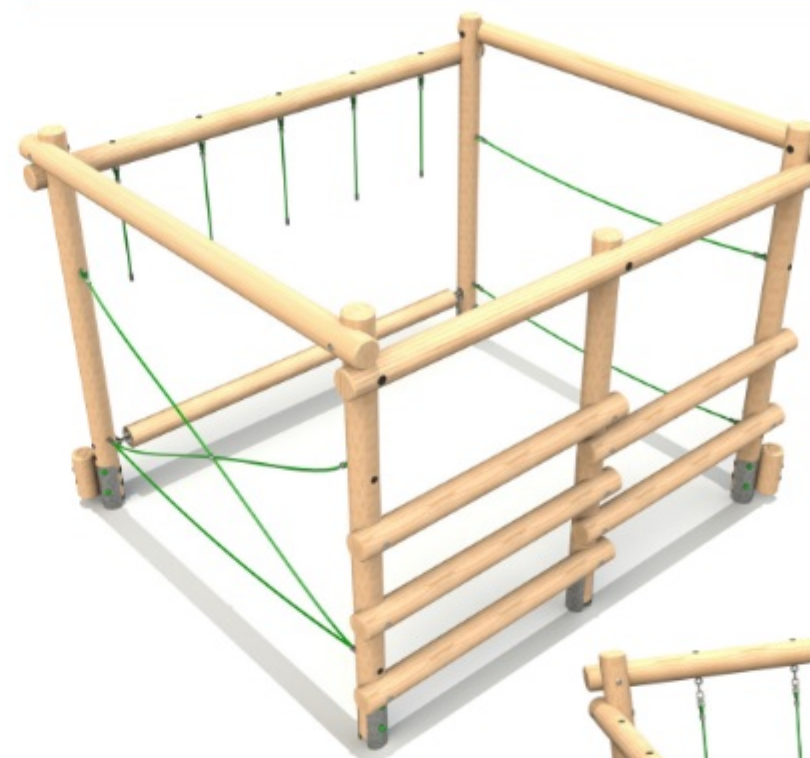
Consists of:

Rope Walk

Log Roll with Drop Ropes

Cross Rope

Timber Log Climber



Peak

L: 3631 W: 3162 H: 2650mm

FFH: 1290mm

Safety Surface Area: 38.5m²

Min Space: 6.16 x 6.63m

Consists of:

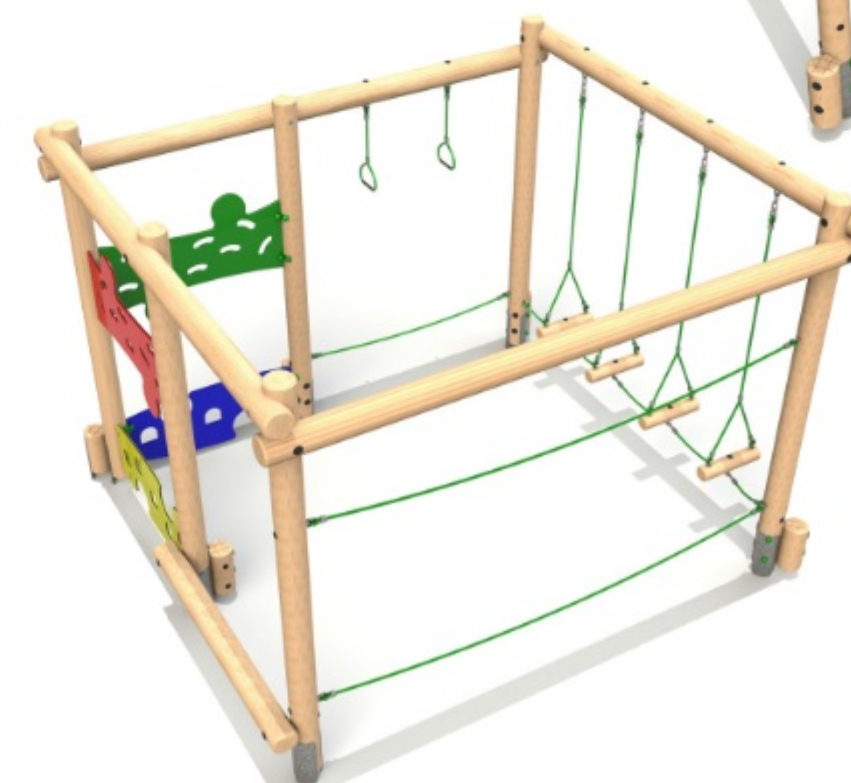
Log Rope

Timber Log Climber

Rope Walk

Traverse Net

Drop Rope Traverse



Apex

L: 3675 W: 3206 H: 2600mm

FFH: 599mm

Safety Surface Area: 39.16m²

Min Space: 6.67 x 6.20m

Consists of:

Jigsaw Traverse Panels

Balance Beam

Rope Walk

Log Rope

Tarzan Traverse

Altitude

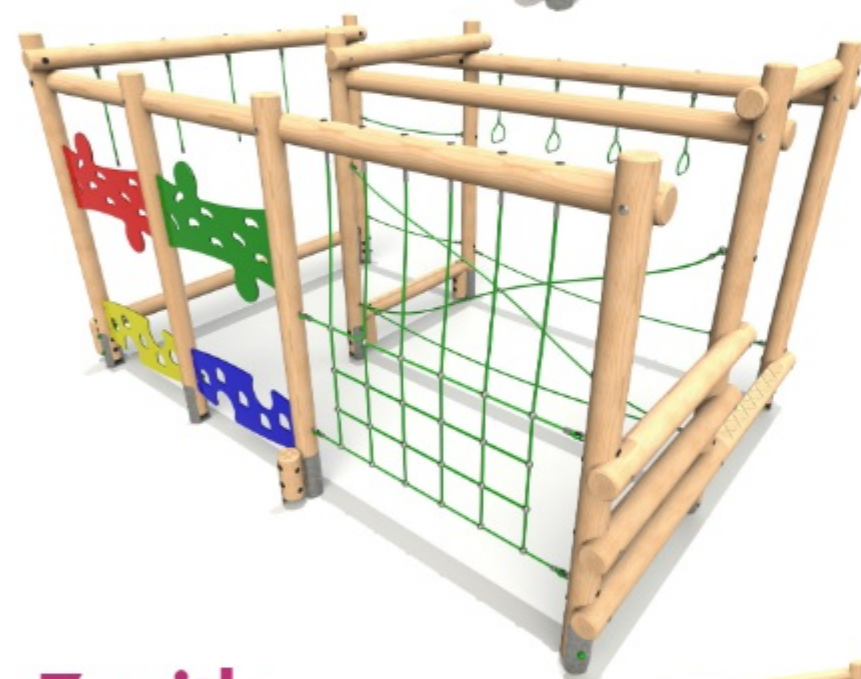
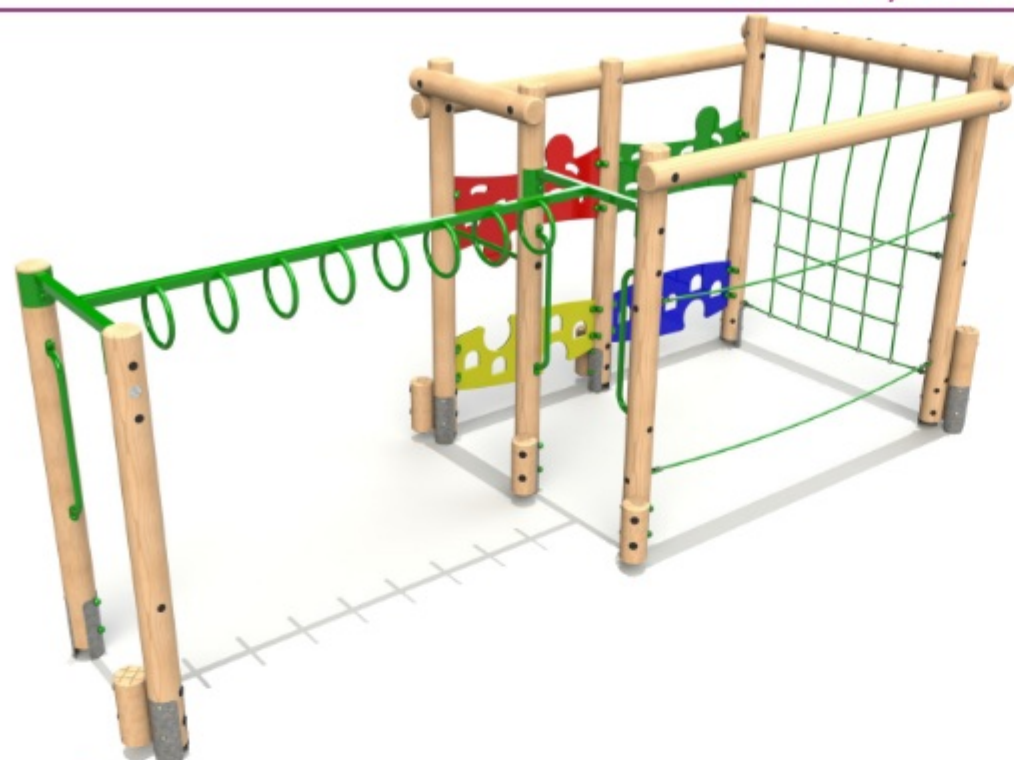
L: 5862 W: 2216 H: 2485mm
FFH: 1747mm

Safety Surface Area: 42.73m²

Min Space: 8.96 x 5.31m

Consists of:

Tarzan Ring Beam
Jigsaw Traverse Panels
Traverse Net
Rope Walk
Chin Up Bar



Vertex

L: 5125 W: 3566 H: 2690mm
FFH: 1370mm

Safety Surface Area: 49.87m²

Min Space: 8.13 x 6.56m

Consists of:

Jigsaw Traverse Panels
Traverse Net
Timber Log Climber
Balance Beam x2
Tarzan Traverse
Cross Rope
Log Roll with Drop Ropes
Rope Walk

Zenith

L: 6312 W: 3281 H: 2600mm
FFH: 1345mm

Total Safety Surface Area: 55.8m²

Min Space: 9.31 x 6.28m

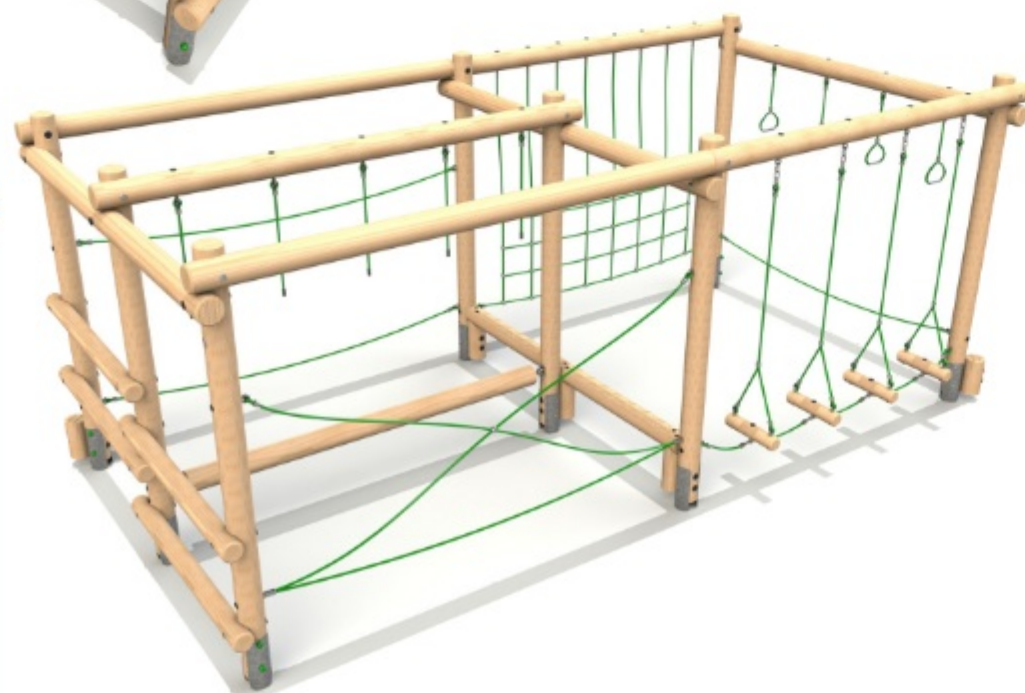
Safety Surface Area Split

FFH < 600mm = 10.75m²

FFH 600 > 1500 = 45m

Consists of:

Traverse Net
Tarzan Traverse
Log Rope
Cross Rope
Log Roll with Drop Ropes
Rope Walk
Balance Beam
Timber Log Climber



All Play Frames are supplied with steel feet as standard

Summit

L: 6356 W: 6025 H: 2600mm
FFH: 1777mm

Safety Surface Area: 81.77m²

Min Space: 8.94 x 9.39m

Safety Surface Area Splits (mm)

FFH 1500 > 1777mm = 20.82m²

FFH 1500 > 2190mm = 60.95m²

Pinnacle

L: 9475 W: 5925 H: 2600mm
FFH: 2190mm

Safety Surface Area: 107.58m²

Min Space: 12.4 x 8.92m



Consists of:

Jigsaw Traverse Panels
Rope Weave
Traverse Net
Log Rope
Rope Walk
Timber Log Climber
Tarzan Traverse
Cross Rope
Balance Beam
Log Roll
Tarzan Ring Beam

Safety Surface Area Split (mm)

FFH < 600mm = 25.25m²

FFH 600 > 1500mm = 58.34m²

FFH 1500 > 2190mm = 23.99m²

Consists of:

Jigsaw Traverse Panels	Tarzan Traverse
Rope Weave	Spider Web Net
Traverse Net	Drop Rope Traverse
Log Rope	Cross Rope
Rope Walk	Balance Beam
Timber Log Climber	Log Roll

All Play Frames are supplied with steel feet as standard

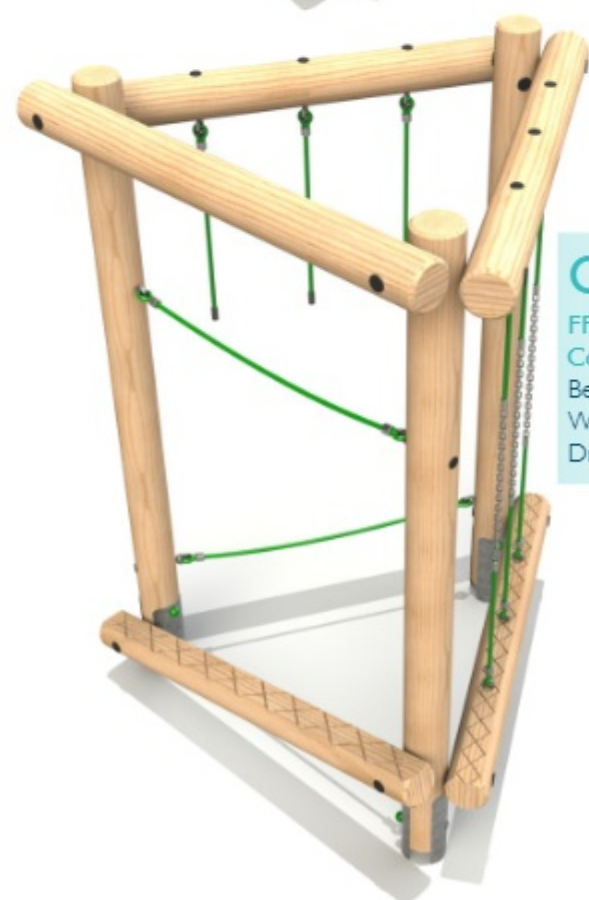
Tri Play Challenge 1

Product Size - L: 1842 W: 1599 H: 2445mm
Safety Surface Area: 17.94m²
Minimum Space Required: 5.3 x 4.6m



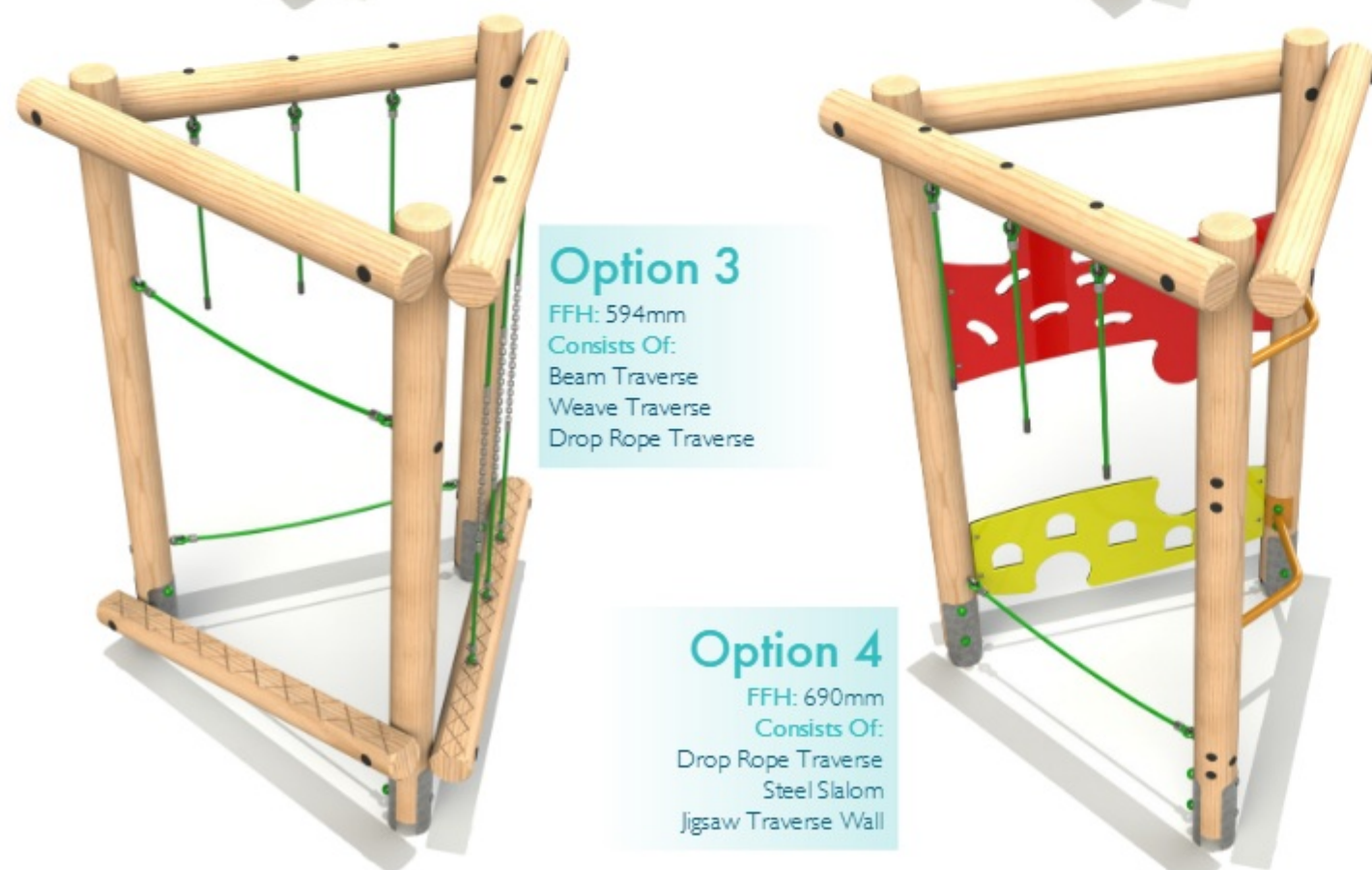
Option 1

FFH: 595mm
Consists Of:
Beam Traverse
Steel Slalom
Rope Traverse



Option 3

FFH: 594mm
Consists Of:
Beam Traverse
Weave Traverse
Drop Rope Traverse



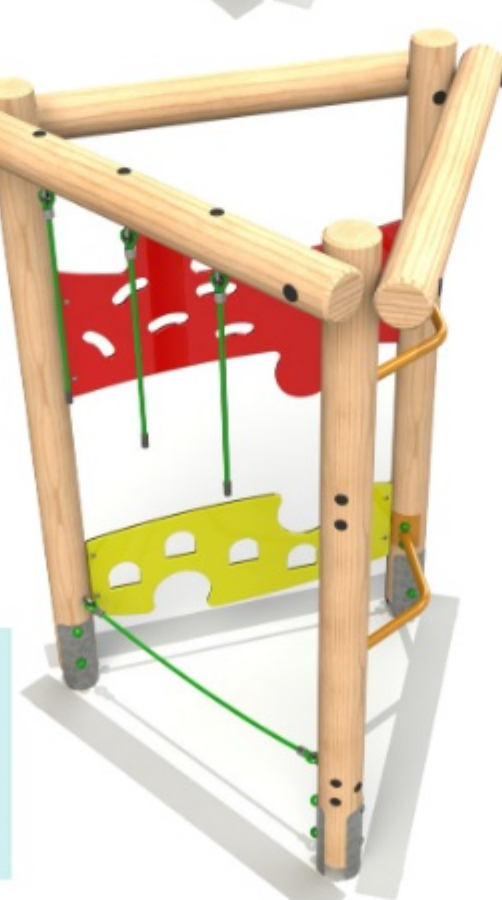
Option 4

FFH: 690mm
Consists Of:
Drop Rope Traverse
Steel Slalom
Jigsaw Traverse Wall



Option 2


FFH: 1163mm
Consists Of:
Rope Traverse
Weave Traverse
Net Traverse



All Tri Play Challenges are supplied with steel feet as standard

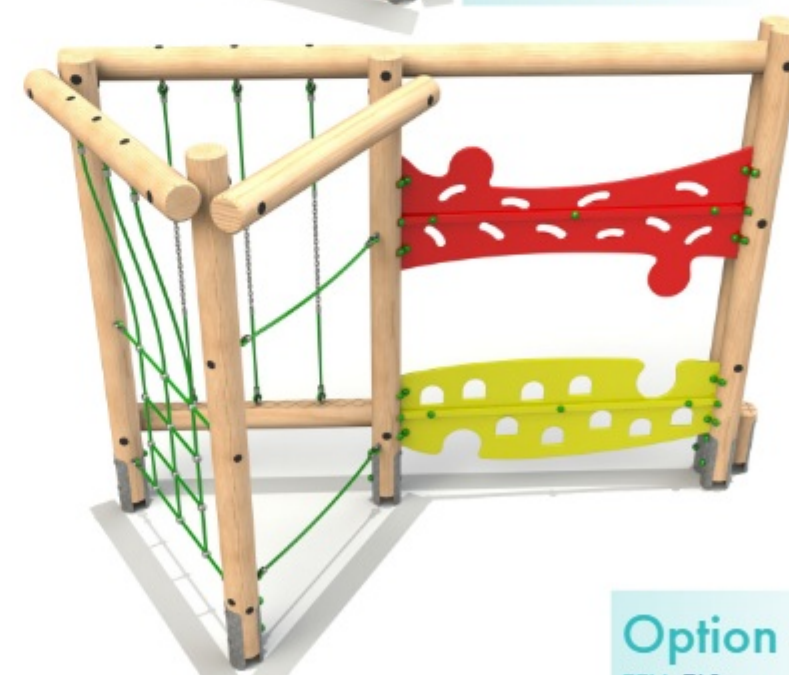
Tri Play Challenge 2

Product Size - L: 3279 W: 1842 H: 2520mm
Safety Surface Area: 23.8m²
Minimum Space Required: 6.28 x 4.84m



Option 1

FFH: 1203mm
Consists Of:
Beam Traverse
Net Traverse
Weave Traverse
Drop Rope Traverse



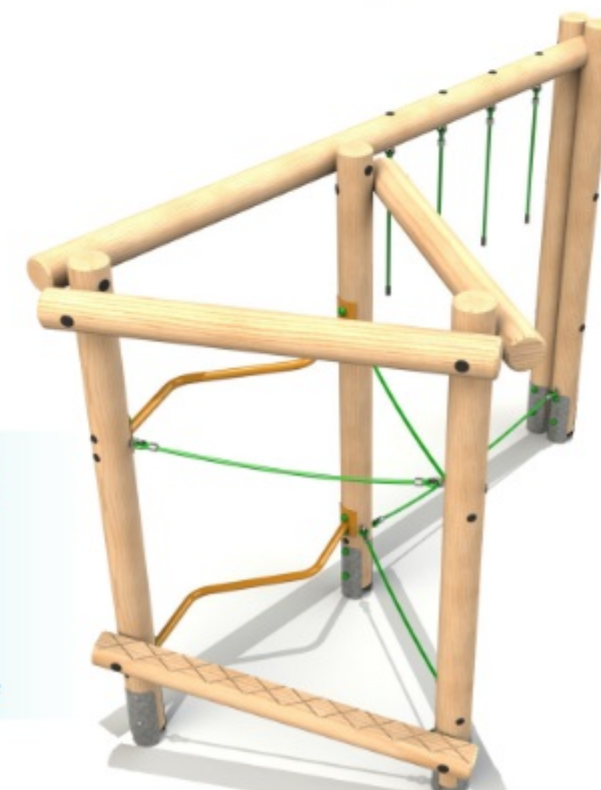
Option 3

FFH: 1163mm
Consists Of:
Jigsaw Traverse Wall
Weave Traverse
Net Traverse
Rope Traverse



Option 2

FFH: 759mm
Consists Of:
Drop Rope Traverse
Steel Slalom
Jigsaw Traverse Wall
Log Roll With Drop Ropes



Option 4

FFH: 718mm
Consists Of:
Beam Traverse
Rope Traverse
Steel Slalom
Drop Rope Traverse

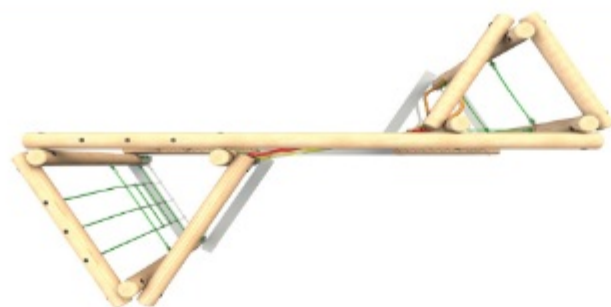
All Tri Play Challenges are supplied with steel feet as standard

Tri Play Challenge 3

Product Size - L: 4139 W: 2275 H: 2445mm

Safety Surface Area: 30.2m²

Minimum Space Required: 7.14 x 5.28m



Option 1

FFH: 1163mm

Consists Of:

Beam Traverse
Jigsaw Traverse Wall
Rope Traverse (x2)
Net Traverse
Weave Traverse
Steel Slalom.



Option 2

FFH: 760mm

Consists Of:

Beam Traverse
Weave Traverse
Log Roll With Drop Ropes
Jigsaw Traverse Wall
Steel Slalom
Rope Traverse
Drop Rope Traverse



Option 3

FFH: 1203mm

Consists Of:

Beam Traverse
Jigsaw Traverse Wall
Rope Traverse
Net Traverse
Weave Traverse
Steel Slalom
Drop Rope Traverse



All Tri Play Challenges are supplied with steel feet as standard

Tri Play Challenge 4

Product Size - L: 5573 W: 2446 H: 2470mm

Safety Surface Area: 36.7m²

Minimum Space Required: 8.57 x 5.45m



Option 1

FFH: 1178mm

Consists Of:

Net Traverse
Beam Traverse
Weave Traverse
Log Roll With Drop Ropes
Jigsaw Traverse Wall
Steel Slalom
Drop Rope Traverse
Rope Traverse



Option 2

FFH: 1163mm

Consists Of:

Drop Rope Traverse
Beam Traverse
Net Traverse
Steel Slalom

Rope Traverse (X2)
Jigsaw Traverse Wall
Weave Traverse



Option 3

FFH: 1203mm

Consists Of:

Log Roll With Drop Ropes
Rope Traverse
Jigsaw Traverse Wall
Net Traverse
Drop Rope Traverse
Weave Traverse
Beam Traverse
Steel Slalom

All Tri Play Challenges are supplied with steel feet as standard

Steel Elevate

L: 3968 W: 2922 H: 2500mm

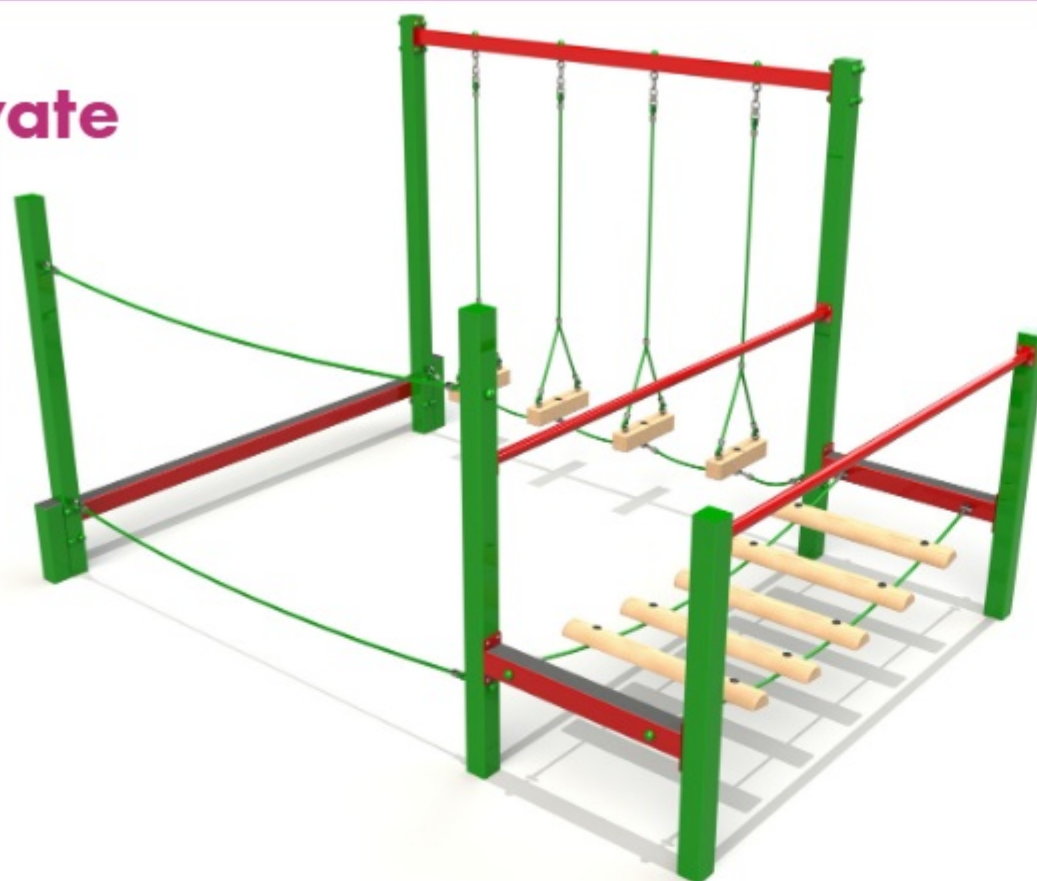
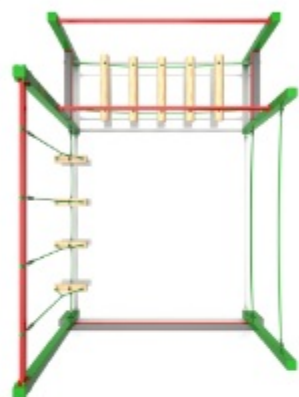
FFH: 575mm

Safety Surface Area: 38.56m²

Min Space: 6.96 x 5.92m

Consists of:

Wobble Bridge
Balance Beam
Rope Walk
Log Rope



Rowton

L: 4700 W: 1660 H: 2110mm


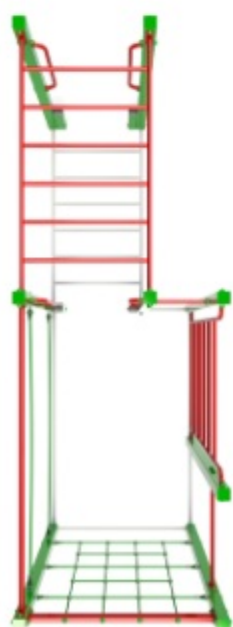
FFH: 2110mm

Safety Surface Area: 43.8m²

Min Space: 5.58 x 8.62m

Consists of:

Climb Net
Rope Walk
Climb Ladder
Chin Up Bars
Monkey Bar Frame



Different paint colour options available on request

Farndon

L: 3220 W: 3100 H: 2329mm


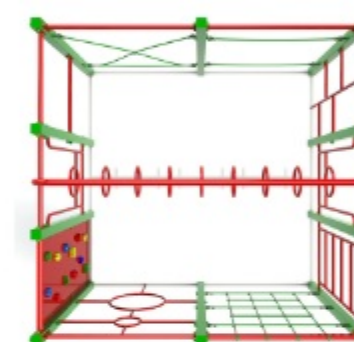
FFH: 2050mm

Safety Surface Area: 47.49m²

Min Space: 7.14 x 7.02m

Consists of:

Climb Wall
Climb Net
Climb Ladder
Vertical Climb Rings
Roll Over Bars/Chin Up Bars
Staggered Ladder
Tarzan Rings Beam
Cross Rope
Rope Walk



Octagonal Farndon

L: 3864 W: 3864 H: 2350mm

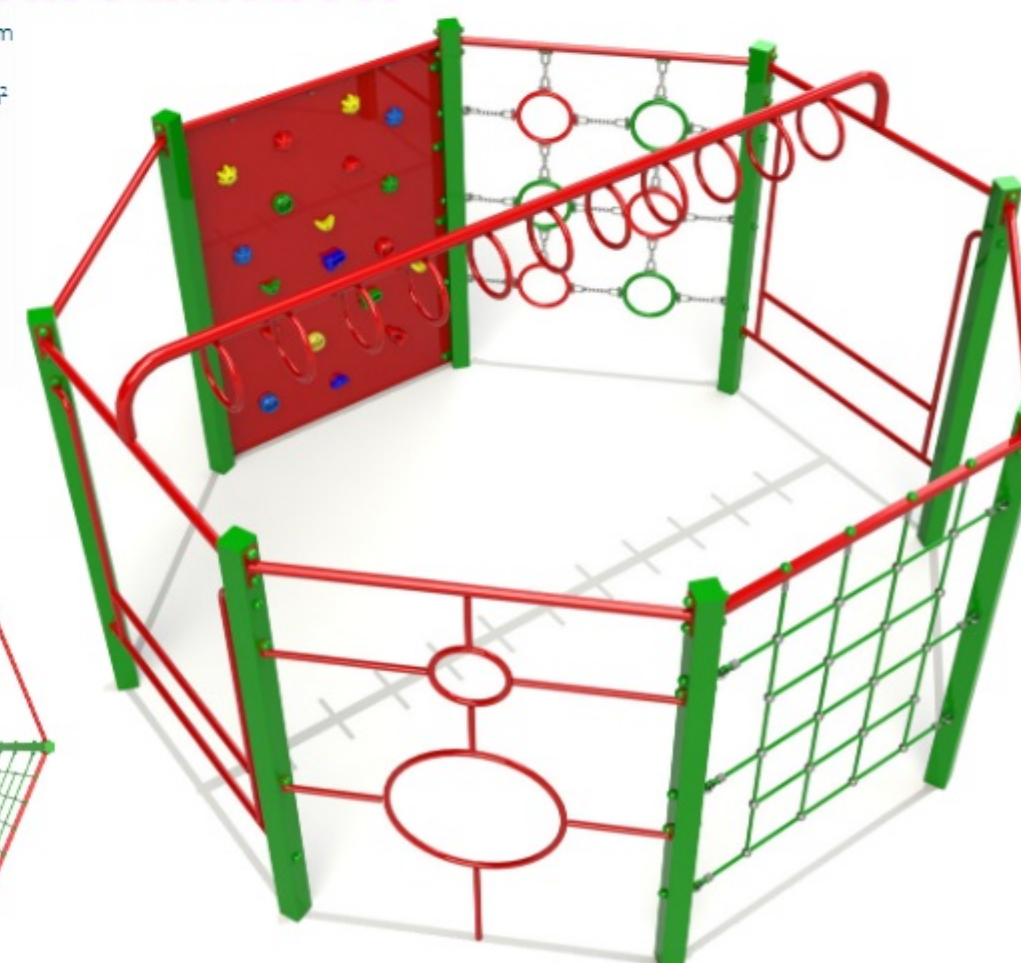
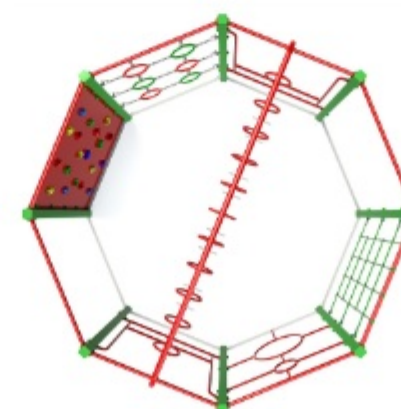
FFH: 2031mm

Safety Surface Area: 50.16m²

Min Space: 7.8 x 7.8m

Consists of:

Tarzan Ring Beam
Climb Wall
Ring Climber
Climb Net
Vertical Climb Rings
Chin Up Bars



Different paint colour options available on request



The ability to offer unrivalled value for money whilst still ensuring exceptional quality and longevity is key.

The Playframes range accommodates all ages, budgets and play scheme sizes. Our uncompromising approach to safety during the design and manufacturing process is paramount. With this in mind all the Playframes range are designed to meet the requirements of BS EN 1176.

In order to ensure the highest level of accuracy, all units are produced on a custom made, state of the art, 6 Axis CNC machine. This technology allows us to offer unparalleled accuracy in the field of play timber production.

Tel: 07767 395610

Email: daniel@lakesideplay.co.uk
Kings Norton, Birmingham

www.lakesideplay.co.uk