



ALT ELEVATOR

vectura

LUXURY HOME ELEVATOR

DESIGN + TECHNOLOGY

vectura 1400 with glass hoistway



vectura

950 | 1400

LUXURY HOME ELEVATOR

The **vectura** model by ALT Elevator is a luxury and versatile elevator, perfectly suited for any home design.

Since 2004 ALT Elevator has been manufacturing and installing luxury home elevators with current technology that meet and exceed all code and standard requirements to ensure durability, precision and reliability.

Above and beyond our quality standard unit, the **vectura** elevator is highly customizable from complete glass enclosures, exotic woods, custom metals to durable lacquer finishes. We specialize in custom finishes that will compliment any design or feature.



vectura 950 with custom glass enclosure



ALT ELEVATOR

altelevator.ca



vectura 1400

A modern and contemporary design that has all the features of a commercial elevator.

vectura 1400 elevator is roped hydraulic home elevator designed for high load capacity of 1500lbs and a large elevator cab size of 48"W x 60"D x 96" H. All the features of commercial elevator for your home

With luxury features such as automatic elevator sliding landing and car doors, highly customizable from stainless steel elevator cab to durable lacquer finishes and positional floor indicator in hall buttons and car station.



vectura 1400 Stainless Steel Landing and Car Doors




vectura 950

We combine design, technology and professional commitment for an exceptional home elevator and extended durability.

vectura 950 elevator is 2:1 roped hydraulic home elevator offering the perfect balance of design, reliability and luxury.

This versatile home elevator is the most popular model with Architects and Custom Home Builders. With a large array of custom finishes, the **vectura** elevator can fit within any design from Contemporary to Traditional.

950 Standard



vectura 950 Custom Style Cab with Glass Inserts






vectura 950 Sliding Car Doors / White Oak Interior

Car and landing Doors



* 4 Panel Car Gate



S/S Siding Door




S/S Siding Glass Door



Aluminum Swing Door

Glass Enclosure Only

S/S Handrail



* Round Bar



Flat Bar

* LED lighting



* S/S Car and Hall Stations




Digital Floor Indicator (option)


* Standard (Included)




*lacquer finishes



Wood finishes



Metal fixture finishes



* Standard (Included)



vectura 950 Shaker Style Cab with White Lacquer



vectura model specifications:

Operation	Automatic
Rated Capacity	432 kg. (950 lbs) / 680 kg. (1500lbs)
Travel	15.2 m (50 feet)
Speed	0.23 m/s (46 feet per minute)
Levels Served	Maximum 6 Levels
Power	240V / 30A / 1 PH / 60HZ
Car Lighting	120V / 15A / 1PH
Drive System	Roped/1:2 Hydraulic
Motor	3.5HP/ 1750 RPM/ Capacitor Run (432kg.) 5HP/ 1750 RPM/ Capacitor Run (680kg.)
Valve	Blain Hydraulic/EV-100/4 Coil/2 Speed
Jack Assembly	70mm (2 ¾") Piston/114mm(4 ½") Cylinder/Single Stage 83mm (3 ¼") Piston/140mm(5 ½") Cylinder/Single Stage [Over 7.6m (30') of travel and 432kg. (950lb capacity)]
Suspension	(2) 3/8" Diameter/6x19 Aircraft Cables/Traction Steel/Wedge Sockets
Guide Rails	10.8kg/m (8lb/ft) elevator T Rail/ Steel
Safety Devices	Instantaneous Broken Rope Car Safeties / Pipe Rupture Valve / Manual Lowering Device / Emergency Battery Lowering / Slack Cable Switch / Top Final Limit / Emergency Car Lighting
Warranty	3 Years Warranty



vectura 950 Dark Walnut Interior



vectura



ALT ELEVATOR

ALT ELEVATOR INC.

ONTARIO, CANADA

info@altelevator.ca
www.altelevator.ca

1 (365) 501 - 2101