



Prefab ready to move in houses.

We Build youyr house within 24 Hours.

**You will not need any Architect, Civil Engineer, Laborer,
Carpenter, Plumber, Electrician, Painter, and Decorator.**

.Expandable container house manual



1. Introduction

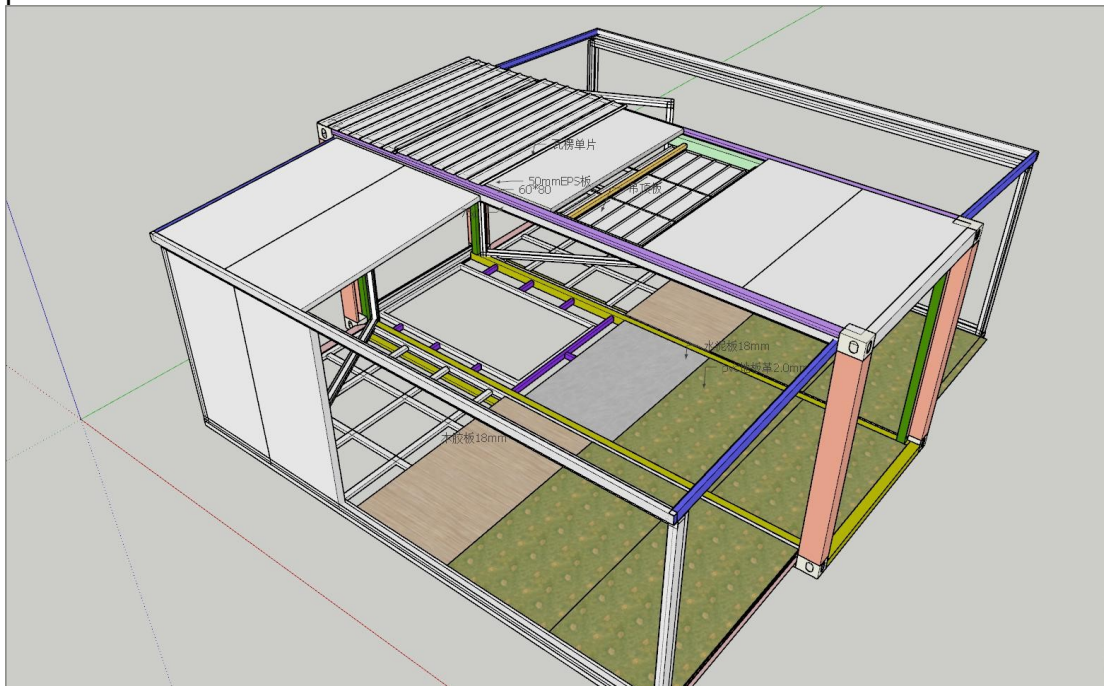
The Expandable Container House is an innovative housing structure based on a standard 20-foot container with extendable dual wings. This design allows the house to expand or folded as needed to provide more living space or work space. This manual is including the technical specifications and instructions for use.

2.The technical specifications

Size (folded state): 5900mm*2200mm*2480mm

Size (unfolded state): 5900mm*6300mm*2480mm Total 38 m2

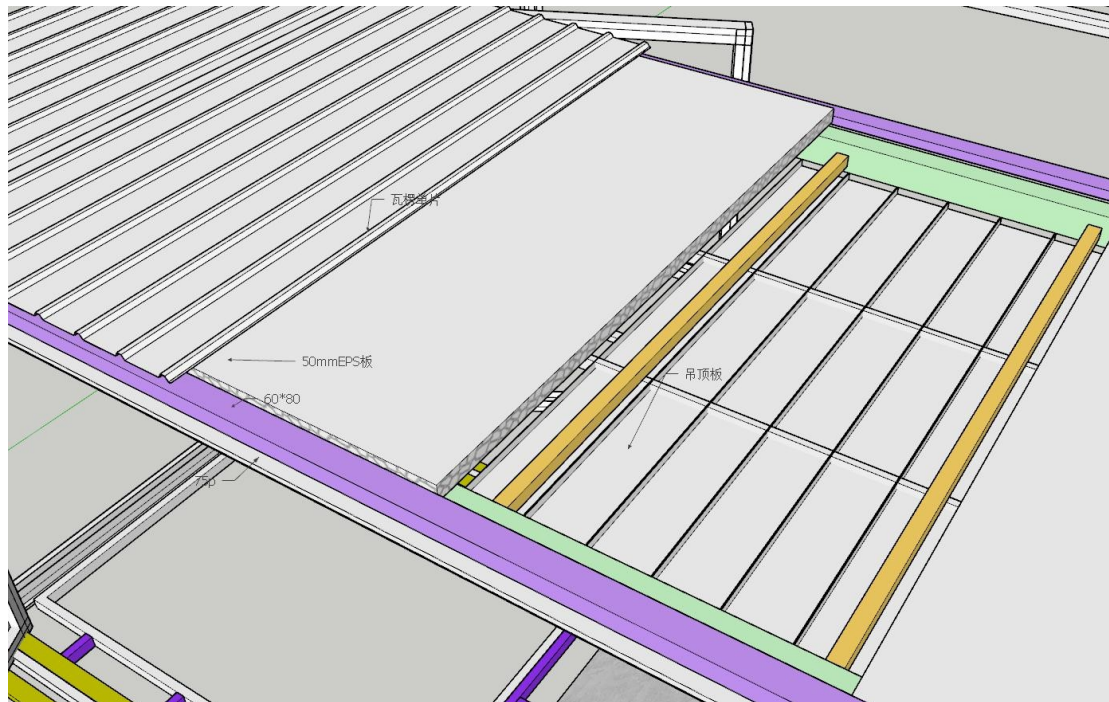
① Main frame material: high-strength steel structure, EPS sandwich panel for the exterior wall.



Framed wall panels.

② **Roof Middle of the main house roof** :The 1st layer is corrugated color steel tile which used for secondary waterproofing, the 2nd layer is 50mm EPS sandwich panel, the 3rd layer is the steel frame , the 4th layer is 50mm sandwich panel.

Two side wings roof: the 1st layer is corrugated color steel tile, the 2nd layer is EPS sandwich panel.



Middle Main Roof Schematic

③ **Windows and doors:**

Aluminum entry door, and aluminum windows.

Entrance door and windows are made of high-end aluminum material frame, inlaid with double-layer tempered glass.

Specs:

Entrance door aluminum thickness is 1,4mm.

tempered glass thickness is 5mm+12mm (thickness of the aluminum bar)+5mm;

Windows aluminum thickness is 1.2mm.

Tempered glass is 5mm+8mm (thickness of aluminum bar)+5mm.

3. Internal facilities:

- **The bathroom** is equipped with a wet and dry separation, electrical systems, lighting equipment, Basin, shower, toilet seat and other amenities.
Optional: Washing machine.

The bathroom is equipped with sink, toilet, wet and dry separation partition sliding door, shower; bathroom finishes are based on EPS sandwich panel

paste added a layer of UV board decoration, smooth surface, bright colors with waterproof and easy to clean features.

- **The kitchen** is equipped with a sink and, L-shaped cabinets.
Optional: Refrigerator, AC unit.

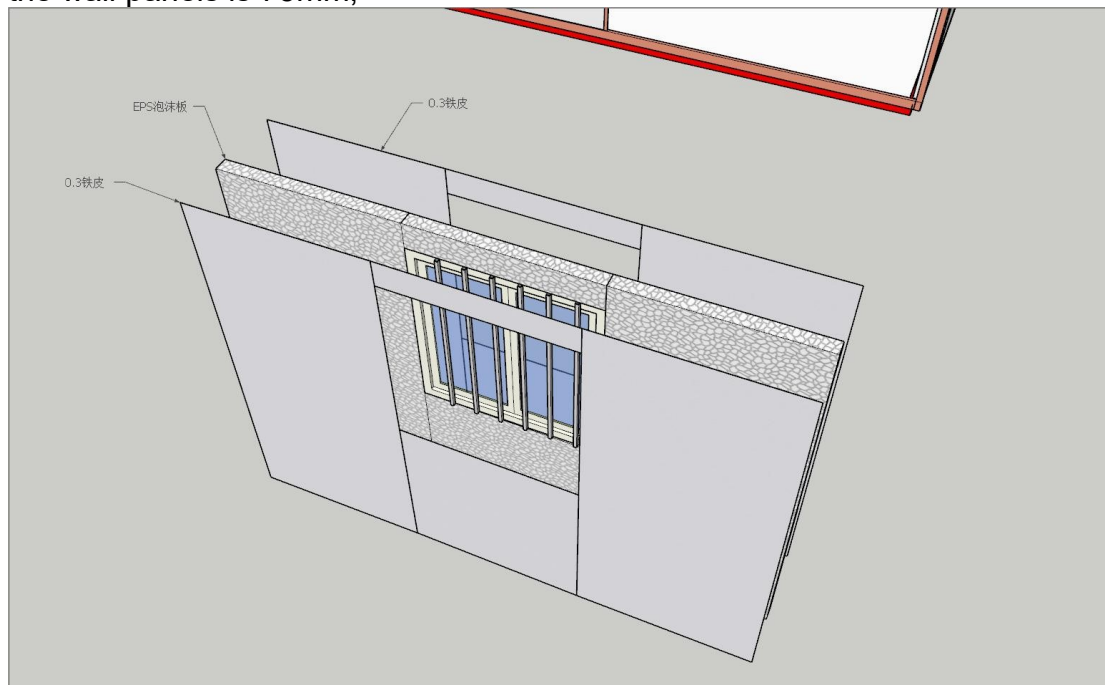
L-shaped cabinet:

1774 * 530 * 900mm and 1983 * 530 * 900mm

cabinet, the cabinet is equipped with a washbasin , entry and drainage water pipes.

4. Wall panels:

EPS sandwich panels, sandwich panels on both sides is 0.3mm thickness color steel sheet, filled with EPS filler in the middle, the overall thickness of the wall panels is 75mm;

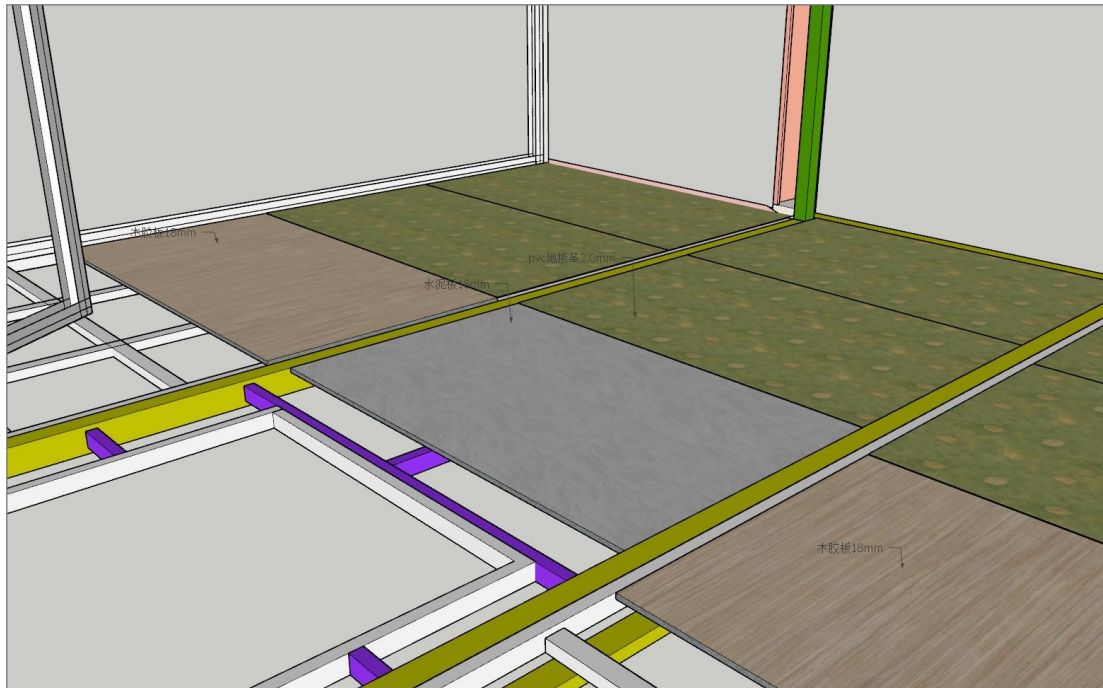


Pannels View

5. Floor:

The bottom of the floor is galvanized square tubes,above that is MGO floor and polywood floor, decorated by PVC flooring.

(Galvanized steel specifications 60 * 80 * 1.5mm and 40 * 60 * 1.5mm, MGO floor and Polywood floor thickness are 18mm, PVC floor leather thickness of 2.0mm)



Ground view

Safety:

1. Read and follow all safety guidelines and warnings carefully before using expandable container house.
2. Make sure you follow the correct steps and use the proper tools and equipment during installation.
3. when unfolding or unfolding the container house, make sure there are no obstacles around and sufficient space is maintained.
4. If you are not familiar with the operation procedure, please refer to the installation instruction guide or contact us.