

# What a Wood Door Would Be if it Could Be...

**THERMA TRU**  
DOORS

*The Most Preferred Brand in the Business™*

## FIBER-CLASSIC® DOORS AND ENTRY SYSTEMS

### **The Best Value in Doors...Anywhere!**


The look of wood at a substantially lower cost

Etched oak grain can be stained or painted


Won't warp, crack, swell or split like wood\*

Won't rust or corrode like steel\*


CFC-free polyurethane foam core provides five times the insulating value of wood



Engineered wood stiles and 19" wood lock block for added structural integrity



Proprietary adjustable security strike plate – in brass, brushed or black nickel for design flexibility – withstands up to 450 pounds of force\*



Leak proof kerfed door bottom\*

Composite top and bottom end rails won't rot or warp\*

## CLASSIC-CRAFT® DOORS AND ENTRY SYSTEMS

### **The Best Door...At Any Price!**

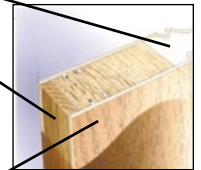
Combines old-world craftsmanship with cutting-edge performance

Architecturally correct wide panels and deep detailing replicates the finest wood doors

Deeply-embossed red oak grain can be stained or painted for the look of fine wood

More than double the slab weight of a comparable Fiber-Classic door provides the solid feel and sound of a rich wood door

CFC-free polyurethane foam core provides five times the insulating value of wood



Solid oak square edges

Engineered wood lock stile runs the entire length of the door for optimum structural integrity

30% thicker fiberglass shell is nearly a full 1/8" thick...the thickest on any fiberglass door anywhere

Matching oak jambs and brick mold available



Full line of complimentary matching doorlites, sidelites and transoms feature decorative glass encased between two panes of tempered glass for energy efficiency and easier cleaning

Limited Lifetime Warranty

*\* Applies to both product lines.*

## Why Fiberglass?

**Beauty.** Therma-Tru Fiberglass Doors and Entry Systems can be stained or painted to provide the rich look of fine wood.

**Durability.** Therma-Tru Fiberglass Doors and Entry Systems won't rust or corrode like steel, or rot, warp, split or crack like wood.

**Performance.** Therma-Tru's state of the art design is coupled with a high-performance, CFC-free polyurethane foam core that provides five times the insulation value of wood.

**Value.** From the economy of a Therma-Tru Smooth-Star® door – the affordable alternative to steel doors – to the practical value of a Fiber-Classic Entryway, all the way up to the elegance and old-world craftsmanship of a Classic-Craft Entry System, every Therma-Tru product is designed to provide the maximum return on your investment, in terms of appearance, functionality, energy efficiency, curb appeal and resale value.

## Why Therma-Tru?

**The First Name in Fiberglass Doors.** Since Therma-Tru first invented the fiberglass door back in the early 1980's, we've led the way in the development of door technology and innovation.

**The First Choice of Professionals.** Therma-Tru's proven quality and dependability has made Therma-Tru the most preferred brand among professional builders who demand dependable, reliable products and the highest possible value.


**Proven Quality and Craftsmanship.** Every Therma-Tru product is made to our exacting standards of quality, which is why we do things – like making our own fiberglass panels – that most competitors don't.

**A Door and Entry System for Every Home...and the First Choice for ANY Home!** Therma-Tru's broad line of door styles, types and price ranges, coupled with our broad line of doorlites, sidelites, and transoms, means there's a Therma-Tru door for every home and every budget.


## Fiber-Classic Glass Options



Keystone™ Glass  
w/Brass Caming




Star-Lite® Glass  
w/Brass Caming



Brushed Nickel  
Caming



Crystalline® Glass  
w/Brass Caming



Brushed Nickel  
Caming




Black Nickel  
Caming



Beveline® Glass



Frosted Images® Glass




Clear Glass  
w/Removable Grilles

## Classic-Craft Glass Options



Arcadia™ Glass  
w/Brass Caming



Provincial™ Glass  
w/Brass Caming



Brushed Nickel  
Caming



Black  
Nickel Caming



Cambridge Glass  
w/Brass Caming



Prestwick® Glass



Clear Glass  
w/Removable Grilles