


HIGH PERFORMANCE ADJUSTABLE SILL



Improving one component on any system will make that system all the more efficient. The High Performance Adjustable Door Sill is no exception. This is the most innovative, durable sill in the industry.

- Won't rot, discolor or warp
- Virtually maintenance-free wood grain composite threshold
- 14-point dual seal provides impenetrable barrier for air and water
- Improves energy efficiency
- Eliminates damage caused by leaking sills

A stainless steel adjusting mechanism, protected from dirt and moisture, provides superior corrosion resistance and easy adjustment. The new sill also features an authentic oak nose trim to match the look and warmth of the interior trim. Available in mill, bronze and brass finishes, Therma-Tru's High Performance Adjustable Sill is available for Classic-Craft®, Fiber-Classic® and Smooth-Star® fiberglass door systems.

Performance Data

	Oak Adjustable Sill	Self Adjustable Sill	High Performance Adjustable Sill
Saddle Weatherability	■■	■■■■■	■■■■■
Water/Air Infiltration	■■	■■■	■■■■■
Adjustment Capability	■■	NA	■■■■■
Moisture Resistance	■■	■■■■■	■■■■■
System Flexibility	■■	■■	■■■■■
Cost	■■■	■■	■■■■■

Features

- Oak Nose Trim**
Oak nosing matches warmth and look of your interior trim.
- Twist and Lock Protective Caps**
Caps protect against dirt and moisture at adjustment mechanism. Twist and lock design insures caps will stay in place and not come loose, get lost or damaged.
- Composite Saddle**
Textured wood grain saddle provides the look and feel of oak without the service and quality issues. Saddle will not discolor or warp in service. It's virtually maintenance free.
- Approach Finishes**
Offered in mill, bronze and brass finishes to provide design flexibility.
- Extender Capabilities:**
5 3/4" - yes
7 3/4" - no
- Structural Aluminum Rail**
Provides support to saddle. Prevents saddle from distortion, even in the most demanding service conditions.
- Self-Contained Adjustment System**
Stainless steel hardware provides superior corrosion resistance. This will allow for easy adjustments even after the initial installation.
- 14-Point Dual Seal and High Dam Design**
14-point dual durometer seal and high dam design provide a superior barrier for air and water.
- Rot Resistant Substrate**
Composite substrate is unaffected by water. The "foundation" of the sill will not rot or distort.



The Most Preferred Brand in the Business™

A better system. A better door.

Therma-Tru doors are part of a complete system that works together to give homes a beautiful entrance, while providing the best performance.



Proprietary adjustable security strike plate withstands 450 lbs. of force – available in brass, brushed nickel and black nickel for design flexibility



NEW High performance adjustable sill features maintenance-free composite cap with stainless steel adjustment hardware, superior protection against air and water and rot resistant substrate base†



Kerfed door bottom is leak-proof and composite bottom end rail won't rot or warp

Oak jambs and brick-mold* provide a custom look

Decorative glass designs are encased between two panes of tempered glass for energy efficiency and easier cleaning

Raised panels are elevated from a solid door creating dramatic shadow lines




Fiberglass panels

Fiber-Classic® doors feature a stainable etched oak grain and 19" lock block



CFC-free solid polyurethane foam core provides five times the insulation value of a wood door



Classic-Craft® doors feature a deep natural oak grain, square oak edges and a full length lock block



Smooth-Star® doors feature a paint-grade plus smooth surface and a 9 1/2" lock block

Hinges available in brass, brushed nickel and black nickel



Weatherstrip
•Seals tightly
•Removable for finishing
•Offered in white or bronze

* Optional system upgrades
System components manufactured by Therma-Tru, except door jambs and brickmold, are covered by our Lifetime Limited Warranty.

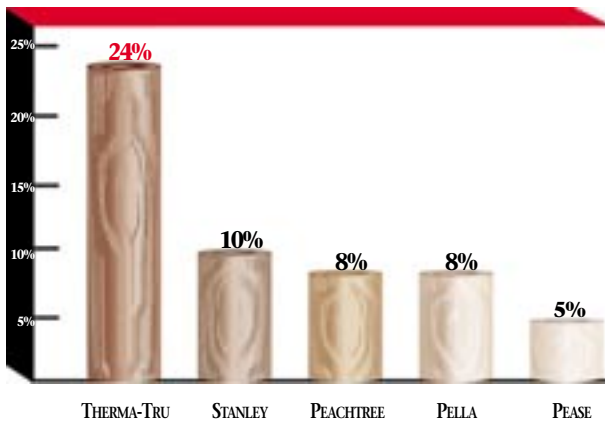
† For other sill options, contact your local Therma-Tru dealer

The brand more builders prefer.

No one builds doors like Therma-Tru. That's why builders across the country choose Therma-Tru Doors as the number one preferred brand by more than a two to one margin over their nearest competitor.†


Dealers also named Therma-Tru as the brand they sell most, and as the brand they recommend most to their customers.††

2002 Builder Brand Use Study Exterior Doors – Brands Used Most



† Number one preferred brand according to *Builder Magazine* Brand 2002 Brand Use Study.

2002 ProSales Brand Selection Study Exterior Doors – Brands Currently Sold



†† Number one preferred brand according to *ProSales Magazine* Brand Selection Study.

(IMPRINT AREA)

To find out more about Therma-Tru's fiberglass doors visit us online at:
www.thermatru.com
or call 1-800-THERMA-TRU (843-7628)

THERMA-TRU DOORS
1687 Woodlands Dr.
Maumee, Ohio 43537

THERMA-TRU
DOORS

The Most Preferred Brand in the Business™