



CC889 with CC80095L sidelites - Arcadia™ Glass

Door Styles (All Classic-Craft doors and sidelites shown feature Arcadia™ Glass)^{††}



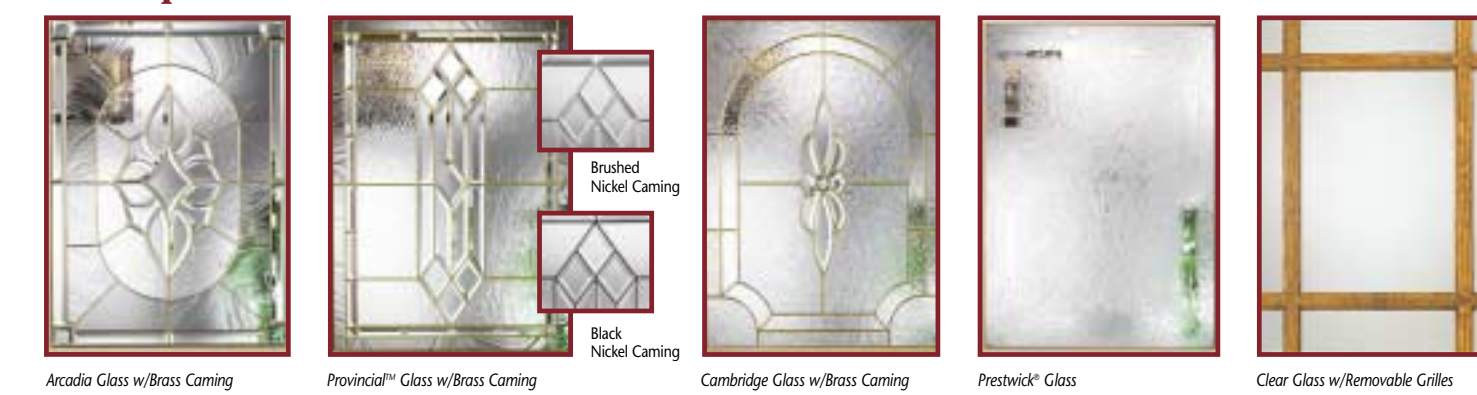
Door Styles (Embossed and raised panel)



Door Styles (8' Tall)



Glass Options



The Perfect Alternative to Wood Doors

- Natural, red oak grain with deeply detailed panels and dramatic shadows.
- Solid oak square edges.
- Full length lock stile.
- Architecturally correct stiles and rails like an oak door.
- Nearly maintenance-free fiberglass.
- Won't warp, dent, crack or split.
- Five times the insulation value of wood.
- Custom look finishes, matching sidelites and transoms.

Classic-Craft Sizing Information
Doors available in 30" width and 68" height except where noted.
Sidelites available in 12" and 14" widths.
Transoms available for 30" doors and units with 12" or 14" sidelites in continuous sill system only.

Key: ♦ Also available in 28" width.



FC45 with FC46SL sidelites - Crystalline® Glass


Door Styles (All Fiber-Classic doors and sidelites shown feature Keystone™ Glass)^{††}



Door Styles (Embossed) (8' Tall)



Glass Options



The Look and Feel of Wood Without the Price.

- Warm, rich look of real wood without the disadvantages.
- Won't warp, dent, crack or split.
- Insulates five times better than wood.
- Stains easily and finish lasts three times longer than wood.

Fiber-Classic Sizing Information
Doors available in 28" and 30" widths except where noted.
Sidelites available in 12" and 14" widths except where noted.
Transoms available for 30" doors and units with 12" or 14" sidelites.

Key: ♦ Also available in 26" width.
† Also available in 70" width.



S19 with S195L sidelites - Concord® Glass

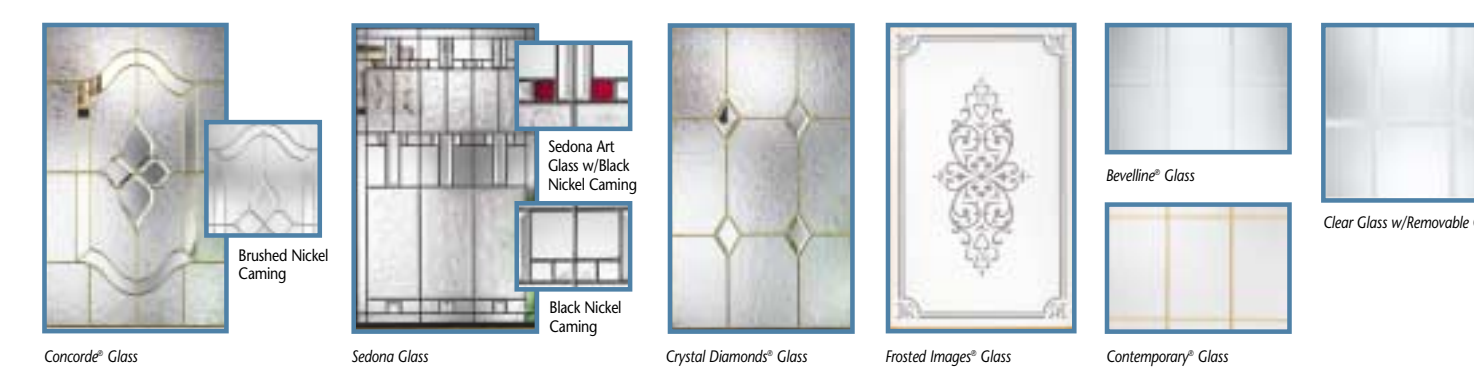
Door Styles (All Smooth-Star doors and sidelites shown feature Archlite™ Glass)^{††}



Door Styles (Embossed)



Door Styles (8' Tall)



The "Steel-Beater" Fiberglass Door.

- Sleek surface with distinctive panels adds curb appeal.
- Nearly maintenance-free fiberglass.
- Won't rot, warp, dent or split.
- Engineered for trouble-free performance, no callbacks.
- The perfect alternative to steel doors.

Smooth-Star Sizing Information
Doors available in 28" and 30" widths except where noted.
Sidelites available in 12" and 14" widths.

Key: ♦ Available in 26" width.
○ Available in 210" width.
▲ Available in 210" and 30" widths only.
⊖ Available in 10" width.
⊗ Available in 20" width.



†† To view all the door styles available in this line, request a catalog at 1-800-THERMA-TRU (843-7629) or visit the Thermo-Tru web site at www.thermatru.com
Note: All Classic-Craft and Fiber-Classic entry doors and sidelites may be stained or painted. All styles shown here are stained using the Thermo-Tru Finishing System. Smooth-Star fiberglass doors are manufactured ready to be painted any color. All Smooth-Star doors are sold unfinished. Colors may vary from an actual application due to fluctuation in the printing process of this brochure.