

TRACK HEADS



Features:

- 24° and 36° beam angles
- Sleek, clean design
- Die cast construction
- 3 Year warranty



TRACK HEADS




Black

Pipe
Width: 2.375", Height: 2.375",
Length: 3.375", Ext. 6.25"




Brushed Nickel

Square
Width: 2.75", Height: 2.25",
Length: 2.375", Ext. 5.5"



Black

Pipe Dual
Width: 3.375", Height: 2.375",
Length: 2.375", Ext. 6"



White

Square Dual
Width: 6.75", Height: 2.375",
Length: 2.375", Ext. 6.5"

Item	Description	W	Beam	Lm	Pack
TH441	Pipe - White	12	24°	1020	12
TH443	Pipe - White	12	36°	1020	12
TH442	Pipe - Black	12	24°	1020	12
TH444	Pipe - Black	12	36°	1020	12
TH445	Pipe - Brushed Nickel	12	24°	1020	12
TH447	Pipe - Brushed Nickel	12	36°	1020	12
TH461	Square - White	12	24°	1020	12
TH463	Square - White	12	36°	1020	12
TH462	Square - Black	12	24°	1020	12
TH464	Square - Black	12	36°	1020	12
TH465	Square - Brushed Nickel	12	24°	1020	12
TH467	Square - Brushed Nickel	12	36°	1020	12
TH480	Dual Pipe - Black	24	24°	2040	12
TH481	Dual Pipe - Black	24	36°	2040	12
TH482	Dual Pipe - White	24	24°	2040	12
TH483	Dual Pipe - White	24	36°	2040	12
TH484	Dual Square - Black	24	24°	2040	12
TH485	Dual Square - Black	24	36°	2040	12
TH486	Dual Square - White	24	24°	2040	12
TH487	Dual Square - White	24	36°	2040	12

*Consult Satco or visit www.satco.com for an up to date dimmer compatibility list. See warranty for details.

Product sheet NUI634

Specifications



Certifications



TRACK HEADS



Features:

- 24° and 36° beam angles
- Sleek, clean design
- Die cast construction
- 3 Year warranty



TRACK HEADS



Black

Pinch Back
Width: 3.25", Height: 3.25",
Length: 3.625", Ext. 5.5"



Brushed Nickel

Angle Arm
Width: 2.75", Height: 2.75",
Length: 3.375", Ext. 5.75"



Black

Forged
Width: 2.75", Height: 2.75",
Length: 3", Ext. 6.25"



Brushed Nickel

Piston
Width: 2.75", Height: 2.75",
Length: 2.75", Ext. 5.75"

Item	Description	Beam	Pack
TH411	Pinch Back - White	24°	12
TH413	Pinch Back - White	36°	12
TH412	Pinch Back - Black	24°	12
TH414	Pinch Back - Black	36°	12
TH415	Pinch Back - Brushed Nickel	24°	12
TH417	Pinch Back - Brushed Nickel	36°	12
TH421	Angle Arm - White	24°	12
TH423	Angle Arm - White	36°	12
TH422	Angle Arm - Black	24°	12
TH424	Angle Arm - Black	36°	12
TH425	Angle Arm - Brushed Nickel	24°	12
TH427	Angle Arm - Brushed Nickel	36°	12
TH488	Forged - Black	24°	12
TH489	Forged - Black	36°	12
TH490	Forged - White	24°	12
TH491	Forged - White	36°	12
TH492	Forged - Brushed Nickel	24°	12
TH493	Forged - Brushed Nickel	36°	12
TH494	Piston - Black	24°	12
TH495	Piston - Black	36°	12
TH496	Piston - White	24°	12
TH497	Piston - White	36°	12
TH498	Piston - Brushed Nickel	24°	12
TH499	Piston - Brushed Nickel	36°	12

*Consult Satco or visit www.satco.com for an up to date dimmer compatibility list. See warranty for details.

Product sheet NUI634

Specifications

12 WATTS	1020 LUMENS	90 CRI	120 VOLT
3000 K	DIMMABLE	30,000 HOURS	

Certifications



TRACK HEADS



Features:

- 24° and 36° beam angles
- Sleek, clean design
- Die cast construction
- 3 Year warranty



TRACK HEADS



White

Round
Width: 3.25", Height: 3.25",
Length: 2.2", Ext. 7.125"



White

Barrel
Width: 2.25", Height: 2.25",
Length: 3.75", Ext. 5.75"



Brushed Nickel

Taper Back
Width: 2.875", Height: 2.875",
Length: 2.75", Ext. 5.75"



Black

Small Cylinder
Width: 2.25", Height: 2.25",
Length: 3.5", Ext. 6.375"

Item	Description	Beam	Pack
TH401	Round - White	24°	12
TH403	Round - White	36°	12
TH402	Round - Black	24°	12
TH404	Round - Black	36°	12
TH405	Round - Brushed Nickel	24°	12
TH407	Round - Brushed Nickel	36°	12
TH431	Barrel - White	24°	12
TH433	Barrel - White	36°	12
TH432	Barrel - Black	24°	12
TH434	Barrel - Black	36°	12
TH435	Barrel - Brushed Nickel	24°	12
TH437	Barrel - Brushed Nickel	36°	12
TH451	Taper Back - White	24°	12
TH453	Taper Back - White	36°	12
TH452	Taper Back - Black	24°	12
TH454	Taper Back - Black	36°	12
TH455	Taper Back - Brushed Nickel	24°	12
TH457	Taper Back - Brushed Nickel	36°	12
TH471	Small Cylinder - White	24°	12
TH473	Small Cylinder - White	36°	12
TH472	Small Cylinder - Black	24°	12
TH474	Small Cylinder - Black	36°	12
TH475	Small Cylinder - Brushed Nickel	24°	12
TH477	Small Cylinder - Brushed Nickel	36°	12

*Consult Satco or visit www.satco.com for an up to date dimmer compatibility list. See warranty for details.

Product sheet NUI634

Specifications

12 WATTS	1020 LUMENS	90 CRI	120 VOLT
3000 K	DIMMABLE	30,000 HOURS	

Certifications



MONOPOINT



Features:

- Instant accent lighting
- Adjustable head
- Wall & ceiling application
- 3 Year warranty



MONOPOINT



Black

Barrel
Width 4.75", Height 4.25",
Length 2.75", Ext.4.75"



White

Barrel
Width 4.75", Height 4.25",
Length 2.75", Ext.4.75"



Black

Taper Back
Width 4.75", Height 4.5",
Length 2.75", Ext.5.75"



White

Taper Back
Width 4.75", Height 4.5",
Length 2.75", Ext.5.75"

Item	Description	Beam	Pack
62-1105	Barrel Mono-point - Black	36°	12
62-1106	Barrel Mono-point - White	36°	12
62-1107	Taper Back Mono-point - Black	36°	12
62-1108	Taper Back Mono-point - White	36°	12

*Consult Satco or visit www.satco.com for an up to date dimmer compatibility list. See warranty for details.

Product sheet NU1634

Specifications

12 WATTS	1020 LUMENS	90 CRI	120 VOLT
3000 K	DIMMABLE	30,000 HOURS	

Certifications



LINEAR TRACK BAR



Features:

- Installs directly onto track
- Rotates 270
- Perfect for wall washing
- Gallery lighting
- 4 Sizes available
- 3 year warranty



LINEAR TRACK BAR



1 Ft. Track Bar
Length 13.5", Width 1.5",
Height 1.5", Ext. 2"



2 Ft. Track Bar
Length 24", Width 1.5",
Height 1.5", Ext. 2"



3 Ft. Track Bar
Length 34.25", Width 1.5",
Height 1.5", Ext. 2"



4 Ft. Track Bar
Length 44.75", Width 1.5",
Height 1.5", Ext. 2"



Linear Track
Bar Rotates
270°

Item	Description	W	Lm	Beam	Pack
TH500	1 Ft. Track Bar - White	15	960	30°	12
TH501	1 Ft. Track Bar - Black	15	960	30°	12
TH502	2 Ft. Track Bar - White	30	1920	30°	12
TH503	2 Ft. Track Bar - Black	30	1920	30°	12
TH504	3 Ft. Track Bar - White	45	2880	30°	12
TH505	3 Ft. Track Bar - Black	45	2880	30°	12
TH506	4 Ft. Track Bar - White	60	3840	30°	12
TH507	4 Ft. Track Bar - Black	60	3840	30°	12

*Consult Satco or visit www.satco.com for an up to date dimmer compatibility list.
See warranty for details.

Product sheet NUI634

Specifications



Certifications



TRACK KITS



Features:

- Black, White or Brushed Nickel Finish
- 3 Head kits with popular styles
- 3060 lumens - 1020 lumens per head
- 36° beam angles
- Die cast construction
- 3 Year warranty
- Includes 4' track, floating canopy
- power feed, all mounting hardware



TRACK KITS



Round
White



Pinch Back
Black



Angle Arm
Brushed Nickel



3 Conductor "H"
type connector



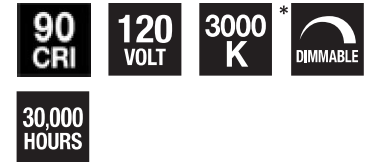
Track with end
cap removed

Item	Description	W	Lm	Beam	Pack
TK403	Round 3 Light - White	3 x 12	3 x 1020	36°	4
TK404	Round 3 Light - Black	3 x 12	3 x 1020	36°	4
TK407	Round 3 Light - Brushed Nickel	3 x 12	3 x 1020	36°	4
TK413	Pinch Back 3 Light - White	3 x 12	3 x 1020	36°	4
TK414	Pinch Back 3 Light - Black	3 x 12	3 x 1020	36°	4
TK417	Pinch Back 3 Light - Brushed Nickel	3 x 12	3 x 1020	36°	4
TK423	Angle Arm 3 Light - White	3 x 12	3 x 1020	36°	4
TK424	Angle Arm 3 Light - Black	3 x 12	3 x 1020	36°	4
TK427	Angle Arm 3 Light - Brushed Nickel	3 x 12	3 x 1020	36°	4

*Consult Satco or visit www.satco.com for an up to date dimmer compatibility list.
See warranty for details.

Product sheet NU1634

Specifications



Certifications



PRO SERIES TRACK HEADS



12W White
Length: 5", Width: 2",
Height: 2", Ext: 7.5



15W White
Length: 6.13", Width: 2.5",
Height: 2.5", Ext: 8.75



30W White
Length: 7.13", Width: 3.13",
Height: 3.13", Ext: 9.63



12W Black
Length: 5", Width: 2",
Height: 2", Ext: 7.5



15W Black
Length: 6.13", Width: 2.5",
Height: 2.5", Ext: 8.75



30W Black
Length: 7.13", Width: 3.13",
Height: 3.13", Ext: 9.63

Item	Description	W	Lm	Beam	Pack
TH601	12W High Lumen - White	12	600	24°	12
TH602	12W High Lumen - Black	12	600	24°	12
TH603	12W High Lumen - White	12	600	36°	12
TH604	12W High Lumen - Black	12	600	36°	12
TH611	15W High Lumen - White	15	1200	24°	12
TH612	15W High Lumen - Black	15	1200	24°	12
TH613	15W High Lumen - White	15	1200	36°	12
TH614	15W High Lumen - Black	15	1200	36°	12
TH621	30W High Lumen - White	30	2000	24°	12
TH622	30W High Lumen - Black	30	2000	24°	12
TH623	30W High Lumen - White	30	2000	36°	12
TH624	30W High Lumen - Black	30	2000	36°	12

Specifications



Certifications



*Consult Satco or visit www.satco.com for an up to date dimmer compatibility list. See warranty for details.

TRACK AND ACCESSORIES

TRACKS

Available in black, white or brushed nickel

Two dead end caps and all mounting hardware included



Track with end cap removed

3 Conductor "H" type connector

Color	2 Ft.	4 Ft.	6 Ft.	8 Ft.
White	TR118	TR120	TR124	TR122
Black	TR119	TR121	TR125	TR123
Br. Nickel	TR126	TR127	TR128	TR129

TRACK CURRENT LIMITERS

Track current limiter electrifies the track and limits current with built-in resettable circuit breaker



TL110

Color	0.5A	1A	2A	3A	5A	8A	12A
White	TL100	TL101	TL102	TL103	TL104	TL105	TL106
Black	TL110	TL111	TL112	TL113	TL114	TL115	TL116

TRACK POWER FEEDS AND CONNECTORS



LIVE END AND CANOPY

Electrifies the track from the end of the run (Pack: 12)

TP152 White
TP153 Black



CONDUIT LIVE END

Electrifies the track from the end of the run to a conduit pipe

TP169 White
TP170 Black



FLOATING CANOPY FEED

Electrifies the track anywhere along the length of the run

TP154 White
TP155 Black



INLINE FEED

Connects tracks in a straight run and supplies power

TP171 White
TP172 Black



MINI STRAIGHT CONNECTOR

Connects tracks in a straight run (Pack: 12)

TP144 White
TP145 Black



FLEXIBLE CONNECTOR

Connects track and supplies power at variable angles

TP167 White
TP168 Black



"L" CONNECTOR

Connects tracks and supplies power at a 90° angle

TP146 White
TP147 Black



"T" CONNECTOR

Connects tracks and supplies power in a "T" shape pattern

TP148 White
TP149 Black



"X" CONNECTOR

Connects tracks and supplies power in an "X" shape pattern

TP150 White
TP151 Black

Various other accessories available including extension wands, pendant adapters, suspension kits and more!
See Catalog NU-1350 or NU-4050 for complete track program

THREAD® LINEAR LED LIGHTING SYSTEM



Features:

- Available in 6", 10", 21" and 30"
- On board IC driver—no external driver required
- 312 Lumens per foot at 2700K
- 330 Lumens per foot at 3500K
- Diffuser lens for even light—eliminates hot spots and glare - included
- Flat mounting clips, 45° mounting clips, removable diffusing lens and closed end cap included with each unit
- Very low heat, no UV or IR radiation
- Junction box or portable installations—various connection accessories available
- Up to 65' continuous runs off one power feed

- Exact spacing of LEDs, including fixture to fixture for consistent, even lighting
- ENERGY STAR certified for under-cabinet and cove applications
- Construction: Extruded polycarbonate body and diffuser lens
- Light source: LED 2700K and 3500K
- White Finish
- Dimming to less than 5% with electronic low voltage (ELV) dimmers
- 5 year warranty*

THREAD® LINEAR LED LIGHTING SYSTEM

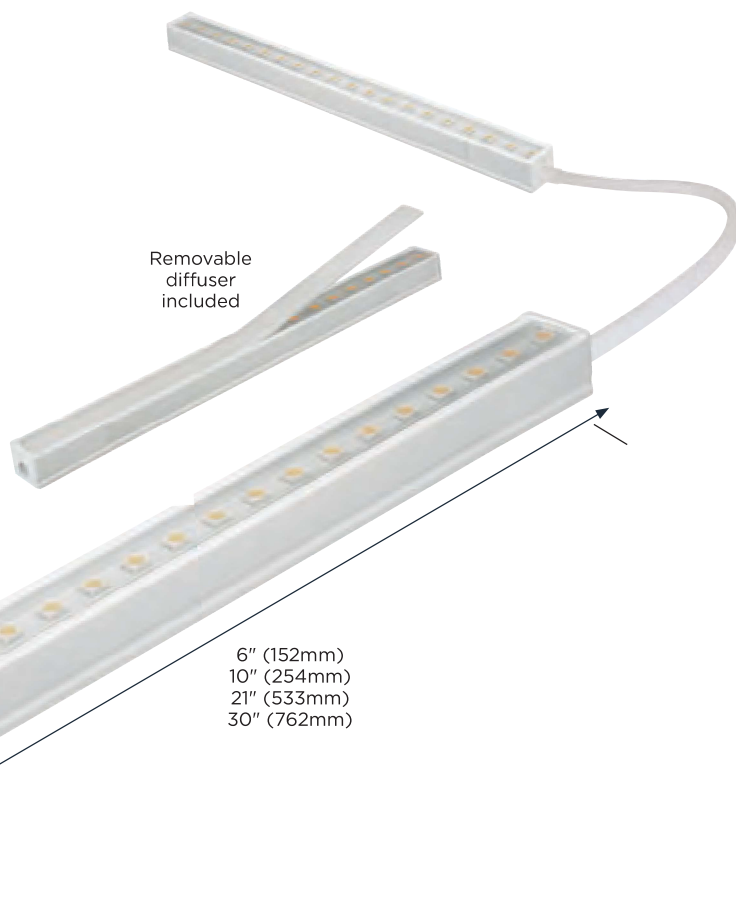

LED Packages



Patented IC Direct Drive Circuitry



Consistent 0.5" LED Package Spacing



Each Thread linear LED system comes with:



Item	Description	W	Lm	CCT	Beam	Pack
63-101	6"	12	166	2700K	110°	6
63-201	6"	12	180	3000K	110°	6
63-102	10"	24	268	2700K	110°	6
63-202	10"	24	278	3000K	110°	6
63-103	21"	36	593	2700K	110°	6
63-203	21"	36	607	3000K	110°	6
63-104	30"	48	804	2700K	110°	6
63-204	30"	48	833	3000K	110°	6

*Consult Satco or visit www.satco.com for an up to date dimmer compatibility list. See warranty for details.

Product sheet NU1185

Specifications



50,000 HOURS

Certifications



OPTIONAL THREAD ACCESSORIES


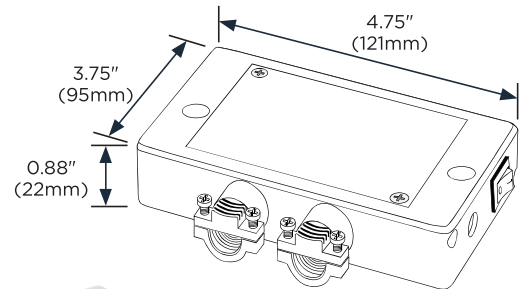
KEYED CONNECTORS

- Assures proper current flow
- Makes connections simple




JUNCTION BOX

- Available with and without on/off side mounted rocker switch
- Supplied with 1/4" BX connectors and rubber hole plugs
- Approved for branch circuit wiring
- Accepts 14/3 wire
- 1/2" Knockouts on back of box
- Female power connector located on side of box



POWER ACCESSORIES



CONNECTION ACCESSORIES




UNDER CABINET LIGHT BAR

A versatile, economical and easy-to-use LED light bar.

Features:

- 18" and 24" lengths
- Sleek design - only 1" deep
- Easy installation - Keyhole or 3M™ tape mounting
- Simple plug-in operation
- Damp location
- Standalone fixture



Item	Description	W	Lm	Pack
63-700	18" Light bar	10	860	12
63-701	24" Light bar	13.5	1050	12

See warranty for details.

Product sheet NU1671

Specifications

80 CRI
3000 K
120 VOLT
DAMP LOCATION

50,000 HOURS

Certifications



COUNTERQUICK™ LINKABLE UNDER CABINET FIXTURE CCT SELECTABLE



Features:

- CCT selectable 3000K, 4000K, 5000K
- 8", 11", 14", 22" and 28" lengths
- Sleek design - only 1" deep
- Linkable up to 96 units
- Direct wire, plug in or J-box
- Many available accessories
- 5 Year warranty



ColorQuick™

Selectable Color Technology

Switch to/from the following CCT



COUNTERQUICK™ LINKABLE UNDER CABINET FIXTURE CCT SELECTABLE

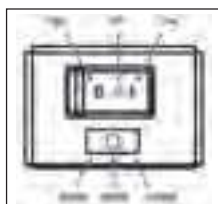
An innovative, sleek lighting solution for virtually any under cabinet application

LINK UP TO:

63-500	96 units
63-501	72 units
63-502	48 units
63-503	36 units
63-504	22 units



Linkable Up To 96 Units



Color Temperature and Hi-Low Selectable



Optional accessories that add versatility and make installation easy



Power cord
63-510



Link cable
63-515 (6"), 63-516 (12"), 63-517 (24")



Male-to-female link connector
63-518



Junction box / plastic
63-513



Junction box / metal
63-514



3/8" Wire connector
63-512



End connector
63-511

Item	Description	W	Lm	CCT Selectable	Pack
63-500	8" - White	5	350	3000K/4000K/5000K	4
63-501	11" - White	6.5	450	3000K/4000K/5000K	4
63-502	14" - White	9	650	3000K/4000K/5000K	4
63-503	22" - White	13	920	3000K/4000K/5000K	4
63-504	28" - White	17	1350	3000K/4000K/5000K	4
Accessories					
63-510	Power cord				100
63-511	End connector				1000
63-512	3/8" Wire connector				300
63-513	Junction box - plastic				100
63-514	Junction box - metal				100
63-515	Link cable 6"				200
63-516	Link cable 12"				200
63-517	Link cable 24"				200
63-518	Link connector				1000

*Consult Satco or visit www.satco.com for an up to date dimmer compatibility list. See warranty for details.

Product sheet NU1668

Specifications



Certifications

