



BELGARD
PAVES THE WAY™



BRANDS THAT BRING OUTDOOR LIVING TO LIFE

Together with our fellow Oldcastle® APG brands, we not only transform outdoor spaces, we transform the way families exist in those spaces. In the following pages, enjoy inspiration and resources for your own outdoor transformation, including ideas for pairing Belgard with other products to bring your outdoor vision to life.

A FAMILY OF BRANDS



MoistureShield
COMPOSITE DECKING



ECHELON




Techniseal

Barrette
OUTDOOR LIVING

Pebble Technology



Oldcastle APG
A CRH COMPANY



ECHELON
EchelonMasonry.com

BELGARD
Belgard.com

PEBBLETEC
PebbleTec.com

TECHNISEAL
Techniseal.com

SAKRETE
Sakrete.com

BARRETTE OUTDOOR LIVING
BarretteOutdoorLiving.com

MOISTURESHIELD
MoistureShield.com

SHOP BY APPLICATION



12 PAVERS

| | |
|--------------------|-------|
| Metropolitan..... | p. 16 |
| Natural..... | p. 20 |
| Heritage..... | p. 26 |
| Environmental..... | p. 30 |
| Porcelain..... | p. 32 |



42 WALLS

| | |
|---------------|-------|
| Natural..... | p. 44 |
| Heritage..... | p. 50 |



58 CUSTOMIZE YOUR SPACE

| | |
|-------------------------------------|-------|
| Artforms™..... | p. 60 |
| Elements..... | p. 62 |
| Fire Features..... | p. 64 |
| Steps..... | p. 70 |
| Coping..... | p. 72 |
| Paver Protection & Restoration..... | p. 76 |
| Lighting..... | p. 77 |



METROPOLITAN

Smooth finish. Straight lines.

Paversp. 16
 Artforms™ Panel Systemp. 60
 Features.....p. 64



NATURAL

Look of slate and worn stone. Sculpted.

Paversp. 20
 Walls.....p. 44
 Features.....p. 66



HERITAGE

Tumbled. Soft edges. Split face.

Paversp. 26
 Walls.....p. 50
 Features.....p. 68

SHOP BY *COLLECTIONS*

BY BELGARD®

Organized by texture and style, each collection offers coordinated looks that pair well together or can be mixed and matched for a unique design.



ENVIRONMENTAL

Permeable. Eco-friendly.

Paversp. 30



PORCELAIN

High-definition. Unbeatable durability.

Paversp. 32
Features.....p. 74



ARTISAN


Hand-tooled. Contemporary.

Get ready for an explosion of creativity with new and unique textures designed for elegant, contemporary outdoor living. **See page 14**

YOUR DREAMS NOW **A-REALITY.**

Picturing the perfect backyard has never been more simple.
Now with Augmented Reality functionality built right into
the Belgard Rooms platform, you can pick the top trending
designs and instantly bring it to life in your own backyard.


try it



BELGARD
ROOMS

BROUGHT TO YOU BY
BELGARD DESIGN STUDIO

SEE ROOMS COME TO LIFE
WITH ANIMATED TOURS



BELGARD®



ROOMS GALLERY

From cozy, rustic kitchens to modern, spacious living rooms, take a scroll through some of our favorite backyards. Download one of our existing plans to use as a complete guide or a starting foundation and take the first step toward that backyard you've been dreaming of.

Filter 0



Size



126 Rooms

Views: 30 100 All



Natural Firepit
Living Room 3C



Natural Firepit
Living Room 2A



Metropolitan Firepit
Living Room 2C



Metropolitan Kitchen
6A



Natural Dining Room
1A



Natural Kitchen
3B



SHOP BY ROOM

With over 100 designs to choose from, Belgard Rooms can help you plan the ideal backyard addition. Choose from a variety of room sizes, styles and design features. Each room is designed to work alone or seamlessly pair with other rooms within the portfolio. For total backyard transformations, browse our library of beautifully coordinated Multi-Room Spaces.

NEW CREATIVE SPACES



design tip




Composite decking is an excellent choice for adding beautiful built-in seating to outdoor rooms. Visit [MoistureShield.com](https://www.moistureshield.com)



2019
Whitefish, MT



2021
Newport, RI



2018
Gig Harbor, WA



2020
Hilton Head Island, SC

ROOM *to* DREAM

8 YEARS OF INSPIRING OUTDOOR
LIVING DREAMS TOGETHER

Our long-term sponsorship of the HGTV® Dream Home means collaborating with top design professionals to create trend-forward outdoor spaces that inspire millions of homeowners. **Visit Belgard.com/HGTVDreamHome**

HGTV, HGTV Dream Home, HGTV Dream Home Giveaway and their associated logos are trademarks of Discovery or its subsidiaries and affiliates. All rights reserved. Photos © 2023 Discovery or its subsidiaries and affiliates. All rights reserved.


HGTV
DREAM HOME
PROUD SPONSOR 2023




STAY TUNED

Scan to see this year's home set in the heart of the Rocky Mountain high country, Morris, Colorado. #backyardbyBelgard






TIDEPPOOL
Belgard's Colors of the Year



COLORS *OF THE* YEAR

Adorn your outdoor designs with Belgard's Colors of the Year. Harmonizing tones that intertwine elements of land and sea to enhance your space with a soothing sense of calmness.



SEAGRASS
Belgard's Colors of the Year



POST-INSTALL SEALANT

Adds 3-5 years of weather protection
Color enhancing options available

CORE MIX

High-quality mix of fine to medium
aggregates & integrated color

➔ VISIT Belgard.com/Quality
FOR MORE INFORMATION

QUALITY TO THE CORE

Belgard pavers are the most trusted on the market with quality materials and color blends interwoven throughout each paving stone. But there are additional options you can choose to further enhance your designs or increase the durability of your outdoor spaces.

| ENHANCEMENT OPTIONS | LIFETIME LIMITED WARRANTY | DURABILITY | JOINT PROTECTION | WITHSTAND FADING | WEATHER RESISTANCE | STAIN RESISTANCE | ENHANCED ABSORPTION PROTECTION | ENHANCED COLORS | LASTING TEXTURE |
|--|------------------------------|------------|---------------------|---------------------|-----------------------|---------------------|--------------------------------------|--------------------|--------------------|
| Color Boost Sealer <i>See page 76</i> | | • | | • | • | | • | • | • |
| Wet Look Sealer <i>See page 76</i> | | • | • | • | • | | • | • | • |
| Satin Look Sealer <i>See page 76</i> | | • | • | • | • | | • | | • |
| Natural Look Sealer <i>See page 76</i> | | • | | • | • | • | • | | • |
| Artisan Textures <i>See collection on page 14</i> | • | • | | | | | | | • |
| Core Mix | • | • | | | | | | | • |



*Look
for this*

to find products that can
be easily installed together
with minimal waste.

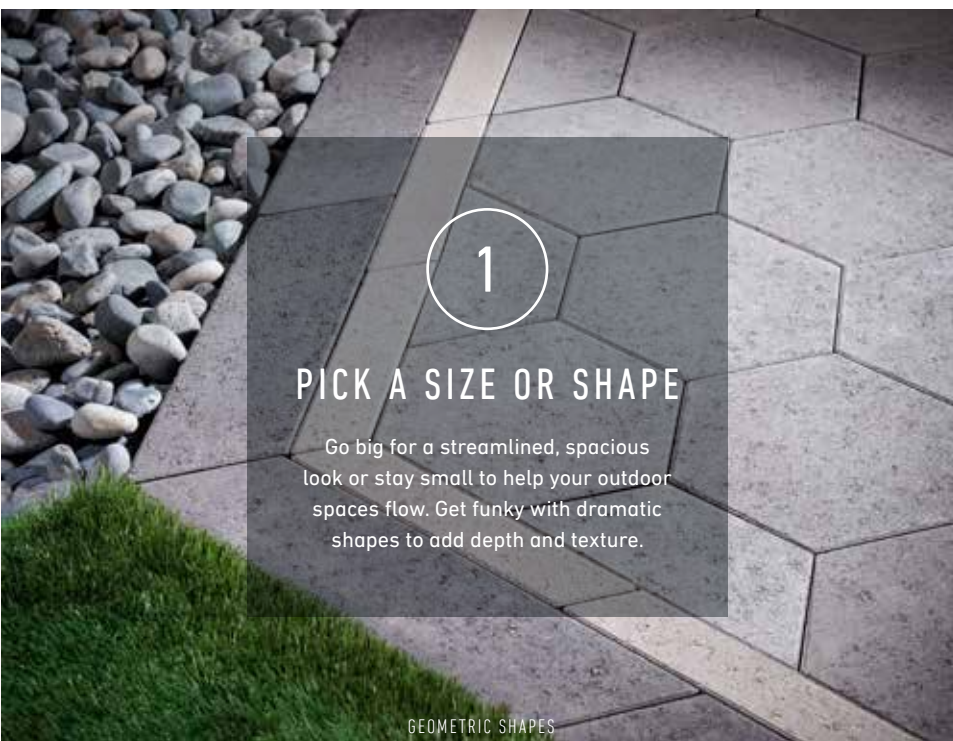


AN ARRAY OF COLORS, TEXTURES & SHAPES

DESIGNED TO PAIR EFFORTLESSLY TOGETHER

We've expanded our selections of modular pavers that are all designed in 3-inch increments to simplify the creation of custom outdoor spaces. Modular sizing provides a simpler design process, faster installation and less waste.

LARGE, SMALL & EVERYTHING IN-BETWEEN



1

PICK A SIZE OR SHAPE

Go big for a streamlined, spacious look or stay small to help your outdoor spaces flow. Get funky with dramatic shapes to add depth and texture.

GEOMETRIC SHAPES

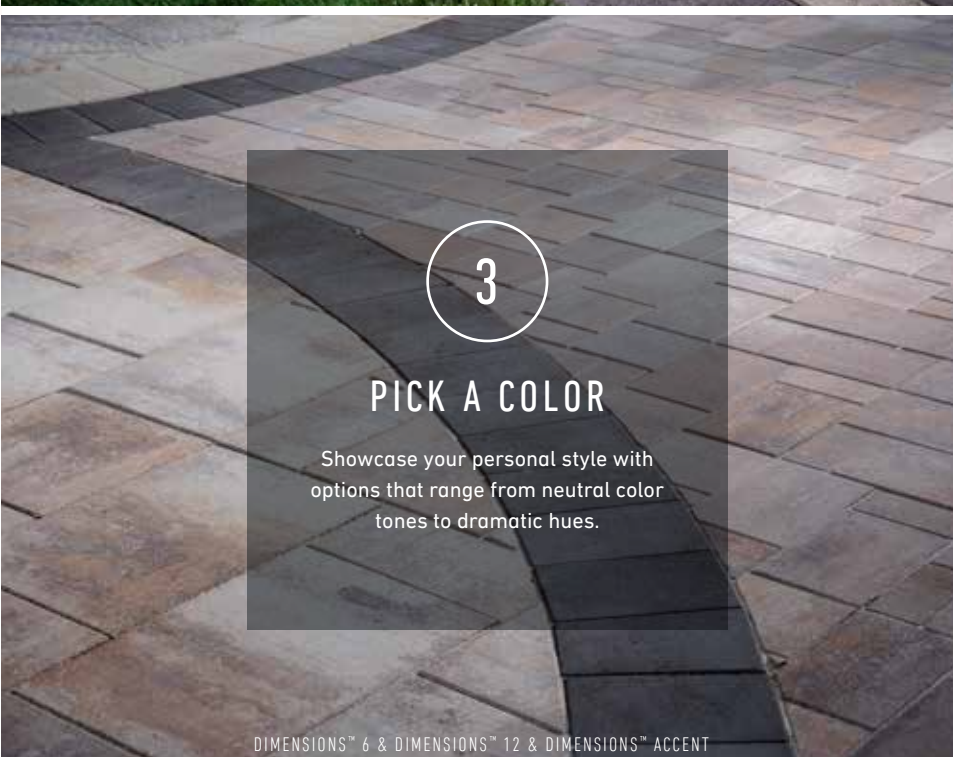


2

PICK A TEXTURE

Choose your favorite texture for your entire project. Smooth, natural, tufted or tumbled the options are limitless!

ORIGINS™ 12, ORIGINS™ ACCENTS & BROOKLYN PAVER

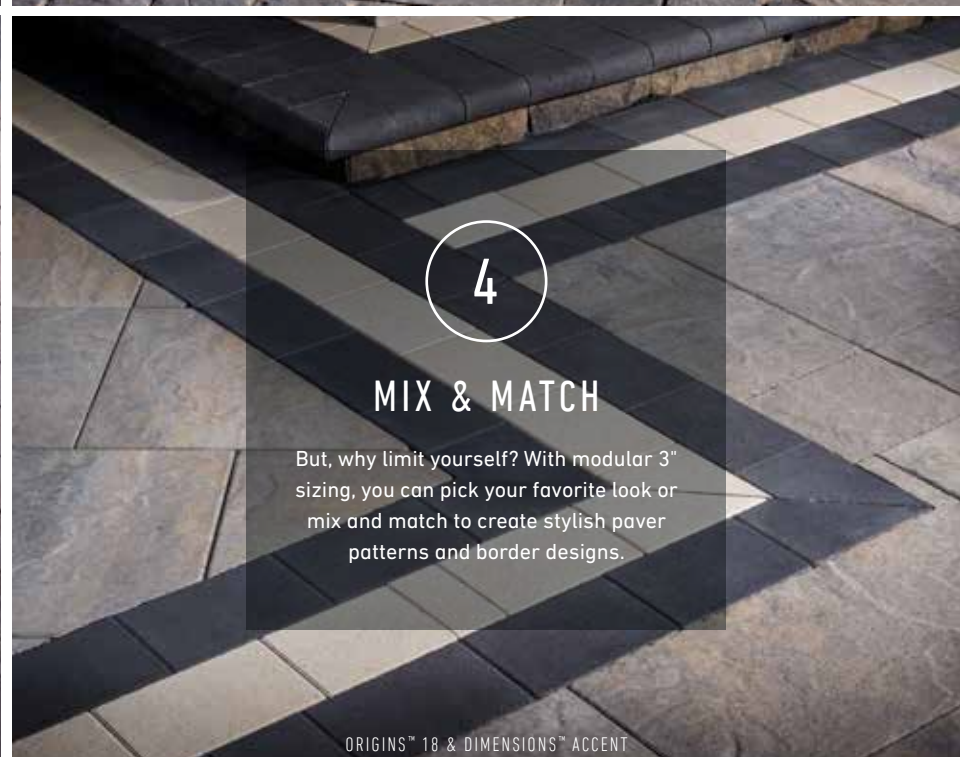


3

PICK A COLOR

Showcase your personal style with options that range from neutral color tones to dramatic hues.

DIMENSIONS™ 6 & DIMENSIONS™ 12 & DIMENSIONS™ ACCENT



4

MIX & MATCH

But, why limit yourself? With modular 3" sizing, you can pick your favorite look or mix and match to create stylish paver patterns and border designs.

ORIGINS™ 18 & DIMENSIONS™ ACCENT



METROPOLITAN

16
Catalina Grana®

18
Lafitt® Grana

NATURAL

20
Catalina™ Slate

22
Lafitt® Rustic

23
Mega-Arbel®

24
Origins™ Accent

HERITAGE

26
Holland Stone

27
London Cobble™

28
Old York™

ENVIRONMENTAL

30
Aqua-Roc™ I

31
Turfstone™

PORCELAIN

32
Lagoon

34
Ardesie


35
Noon

36
Glocal

38
Quarziti 2.0

40
Verona

LEGEND



slate • smooth • tumbled



PAVERS

INTRODUCING IN 2023


ARTISAN COLLECTION **A**



Basalt™



Textiles™



Papyrus™




Empire™



design tip
Protect your investment
with sealant. See page 76

CATALINA GRANA[®]

PAVER / 60MM



6 x 12

9 x 12

12 x 12



BELLA BLEND



SABLE BLEND



SILEX BLEND






LAFITT® GRANA

SLAB / 60MM



BELLA BLEND



SABLE BLEND



SILEX BLEND

| | | |
|-------------------------------------|--------------------------------------|---------------------------------------|
| $7\frac{3}{8} \times 14\frac{7}{8}$ | $14\frac{7}{8} \times 14\frac{7}{8}$ | $14\frac{7}{8} \times 22\frac{5}{16}$ |
|-------------------------------------|--------------------------------------|---------------------------------------|

FINISH YOUR SPACE

For a cohesive look, add finishing touches to your space with these products that coordinate with the **Metropolitan Collection**. *Rendered by Belgard Design Studio*

MELVILLE™
FIREPLACE
PAGE 64

ARTFORMS™
PAGE 60

BARRETTE OUTDOOR LIVING®
ALUMINUM PERGOLA
BarretteOutdoorLiving.com

MOISTURESHIELD® MERIDIAN™
COMPOSITE DECKING
MoistureShield.com/Meridian

PEBBLETEC®
FIRE BOWL
PebbleTec.com

MELVILLE™ WALL AND CAP
Belgard.com

TRU-SCAPES®
MODERN PATH LIGHT
PAGE 77

CATALINA™ SLATE

PAVER / 60MM




6 x 12

9 x 12

12 x 12



BELLA BLEND



SABLE BLEND



SILEX BLEND





LAFITT® RUSTIC

SLAB / 60MM



BELLA BLEND



SABLE BLEND



SILEX BLEND

7³/₈ x 14⁷/₈


14⁷/₈ x 14⁷/₈

14⁷/₈ x 22⁵/₈

MEGA-ARBEL[®]

PAVER / 60MM

design tip

 We recommend NOCO™
Polymeric Joint for this
product. See page 76

 **DREAM HOME**
PROUD SPONSOR 2023

Belgard.com/HGTVdreamhome



BELLA BLEND



SILEX BLEND



15 3/8 x 21





Belgard.com/HGTVdreamhome



ORIGINS™ ACCENT

PAVER / 60MM



MIDNIGHT

6 x 9

FINISH YOUR SPACE

For a cohesive look, add finishing touches to your space with these products that coordinate with the **Natural Collection**. *Rendered by Belgard Design Studio*

BARRETTE OUTDOOR LIVING®
SANIBEL DECORATIVE SCREEN PANELS
BarretteOutdoorLiving.com

MOISTURESHIELD® ELEVATE™
COMPOSITE DECKING
MoistureShield.com/Elevate

ELEMENTS™
GRILL & DOORS
PAGE 62

LANDINGS™ STEP
PAGE 70

TRU-SCAPES®
PAVER LIGHTS
PAGE 77

ASHLAR TANDEM™
WALL & CAP
PAGE 44



design tip

Add paver lights for aesthetics and safety.
See page 77

HOLLAND STONE

PAVER / 60MM



CHARCOAL



SABLE BLEND

3¹⁵/₁₆ x 7⁷/₈

LONDON COBBLE

PAVER / 60MM



BELLA BLEND



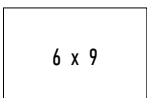
CHARCOAL



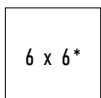
SABLE BLEND



SILEX BLEND



6 x 9



6 x 6*

**Available in Bella Blend and Sable Blend only.*



design tip



Smaller scale pavers can be integrated into a design to create borders, inlaid designs, or to define the transition from one outdoor room to the next.

OLD YORK™

PAVER / 60MM



CHARCOAL



SABLE BLEND



SILEX BLEND



SUMMER HILL BLEND

3¹⁵/₁₆ x 7⁷/₈

FINISH YOUR SPACE

For a cohesive look, add finishing touches to your space with these products that coordinate with the **Heritage Collection**. *Rendered by Belgard Design Studio*

BARRETTE OUTDOOR LIVING®
VINYL PICKET FENCING
BarretteOutdoorLiving.com

MOISTURESHIELD® VISION™
COMPOSITE DECKING
MoistureShield.com/Vision

DIAMOND® 9D
WALL & CAP
PAGE 54


MARINA™ COPING
PAGE 73

BELTIS™ FIRE PIT
PAGE 69



AQUA-ROC™ I

PAVER / 80MM



SABLE BLEND


4 1/2 x 9

TURFSTONE

PAVER / 80MM



GRAY



15% x 23%

PORCELAIN
COLLECTION



NEW

LAGOON

STONE FINISH



24 x 48


MIRAGE
Porcelain · Design · Sustainability



MOONBEAM
LG 01 ST



SANDSHELL
LG 02 ST



SHARKSKIN
LG 04 ST

design tip




Create a sense of tranquility by enhancing your space with SEAGRASS, one of Belgard's Colors of the Year. **See page 8**





ARDESIE

STONE FINISH



MIRAGE
Porcelain. Design. Sustainability.



v4 AFRICAN STONE
AD 03 NAT



UNICO

24 x 24

NOON

WOOD FINISH



**Contact your Belgard® representative for availability and lead times.*



v4
DAYLIGHT
NN 01 ST



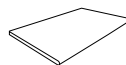
v4
EMBER
NN 02 ST



v3
HONEY
NN 03 ST

12 x 48

8 x 48*



UNICO

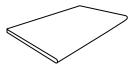


GLOCAL

CONCRETE FINISH



MIRAGE
Porcelain · Design · Sustainability



UNICO

24 x 24

24 x 48



v2
CLEAR
GC 01 **NEW**



v2
IDEAL
GC 03

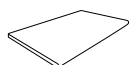


v2
CLASSIC
GC 05



QUARZITI 2.0

STONE FINISH




UNICO

18
x
36*

24 x 24

24 x 48



MIRAGE
Porcelain. Design. Sustainability.

*Contact your Belgard® representative for availability and lead times. **Contact your Belgard® representative for availability in 24 x 48 sizing.



GLACIER
QR 01 NAT



MOUNTAINS**
QR 02 NAT



WATERFALL
QR 03 NAT



RIVER**
QR 04 NAT





VERONA™ STONE FINISH



MIRAGE®
Porcelain. Design. Sustainability.

**Contact your Belgard® representative for availability and lead times. **Only available in Blue Stone.*



v3 BLUE STONE
VR 01 ST



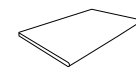
v3 PLATINUM
VR 04 ST



v3 TAOS*
VR 02 ST



v4 YUKON
VR 03 ST



UNICO**



FINISH YOUR SPACE

For a cohesive look, add finishing touches to your space with these products that coordinate with the **Porcelain Collection**. Rendered by *Belgard Design Studio*



PORCELAIN VENEER
Belgard.com/Veneer

**PEBBLETEC®
WATER FEATURES**
PebbleTec.com


**BARRETTE OUTDOOR LIVING®
MIXED MATERIAL FENCING**
BarretteOutdoorLiving.com

PEBBLETEC® POOL FINISHES
PebbleTec.com

UNICO COPING
Belgard.com

**MOISTURESHIELD® MERIDIAN™
COMPOSITE DECKING**
MoistureShield.com/Meridian





NATURAL

44
Ashlar Tandem™

46
Belair Wall®

48
Diamond Pro® PS
Quarried Face

HERITAGE

50
AB® Classic Collection

52
Brookshire™

54
Diamond® 9D

55
Diamond Pro® PS
Straight Face

56
Weston Stone™

Belgard wall products are backed by the industry's foremost team of experts in the manufacture, design, installation, and maintenance of wall systems.



freestanding • retaining • garden



WALLS

design tip



Illuminate your space
with hardscape lights.
See page 77

ASHLAR TANDEM™

FREESTANDING / RETAINING WALL



BELLA BLEND



SABLE BLEND



SILEX BLEND

H x W x D



7 x 13³/₁₆ x 2⁵/₈




7 x 15¹³/₁₆ x 2⁵/₈



7 x 18⁷/₁₆ x 2⁵/₈



3¹/₄ x 24 x 24
Column Cap




3 x 24 x 15
Cap

See construction pieces on page 89



BELAIR WALL[®]

RETAINING / FREESTANDING WALL



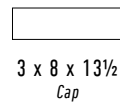
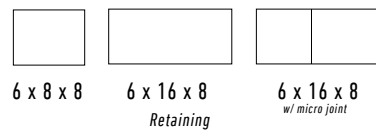
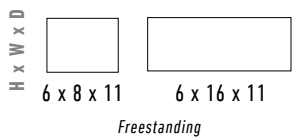
BELLA BLEND



SABLE BLEND



SILEX BLEND



See corner and end pieces on page 90



design tip



Enliven your outdoor space with a splash of TIDEPOOL, one of Belgard's Colors of the Year. See page 8

DIAMOND PRO[®] PS

QUARRIED FACE

RETAINING WALL



FEATURING
BELAIR WALL CAP
PAGE 46



BELLA BLEND



SABLE BLEND



SILEX BLEND

H x W x D



8 x 18 x 12



4 x 17¹/₄ x 10³/₈
Cap

See corner on page 91



FEATURING
BELAIR WALL CAP
PAGE 46

COORDINATING
CORNER PIECES
AVAILABLE



AB[®] CLASSIC

COLLECTION

RETAINING WALL



**Product only available in NJ and Long Island, NY.*




SABLE BLEND



SHEFFIELD

H x W x D




8 x 18 x 12



4 x 17 1/2 x 12
Cap

See corners on page 89



BROOKSHIRE™

FREESTANDING / RETAINING WALL



BELLA BLEND



SABLE BLEND



SILEX BLEND

H x W x D



6 x 6 x 9



6 x 12 x 9



6 x 16 x 9



3 x 18 x 12
Cap

See corners on page 90





DIAMOND[®] 9D

RETAINING WALL




BELLA BLEND



SABLE BLEND

H x W x D



6 x 17³/₄ x 9



3 x 18 x 12
Cap

See corner on page 91

DIAMOND PRO[®] PS

STRAIGHT FACE

RETAINING WALL



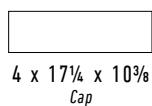
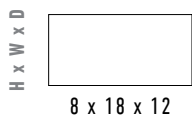
**Not available in Upstate NY. Please see separate specification sheet for products in this region.*



BELLA BLEND



SABLE BLEND



See corner on page 91



Contact your local Belgard Representative for fire pit construction information.

WESTON STONE™

FREESTANDING / RETAINING WALL



SABLE BLEND



SILEX BLEND

H x W x D

4 x 8 x 12





ARTFORMS™ MODULAR PANEL SYSTEM

60

OUTDOOR KITCHENS & FIRE FEATURES

62
Elements™ Appliances &
Accessories

64
Melville™ Series

66
Bordeaux™ Series

68
Brighton™ Series

69
Beltis Fire Pit Kit

STEPS

70
Landings™ Step Unit

COPING

72
Laguna™ Coping

73
Marina™ Coping

74
Unico

PAVER RESTORATION

76

LIGHTING

77

accents • features • accessories



CUSTOMIZE YOUR SPACE

HGTV
DREAM HOME
 PROUD SPONSOR 2023
[Beltgard.com/HGTVdreamhome](http://Belgard.com/HGTVdreamhome)

ARTFORMS™

MODULAR PANEL SYSTEM



6 x 36

18 x 36


Artforms simplifies the design of contemporary outdoor living spaces. This unique modular panel system offers sleek lines and rich color blends to create eye-catching outdoor kitchens and limitless outdoor living features.



VISIT Beltgard.com/Artforms
 FOR MORE INSPIRATION

9 DESIGN IDEAS USING ONLY 2 PALLETS*

Two modular panel sizes can create a myriad of outdoor living solutions, offering quicker install without sacrificing style.



ROCKLAND BLACK
Only available in 6 x 36

SCANDINA GRAY

design tip



For more project ideas download our Artforms™ Idea Book.

*one size per pallet



ELEMENTS

Outdoor Essentials for Belgard

Complete your project with essential finishing touches designed to work seamlessly with a variety of Belgard products. Elements enhance both beauty and functionality for better outdoor living.



OUTDOOR COOKING



32" Built-in Grill



40" Built-in Grill



Built-in Oven



Single Side Burner



Double Side Burner

design tip



Download our Idea Book for design ideas creating outdoor kitchens and living rooms using Artforms™ and Elements™ Outdoor Essentials.



OUTDOOR KITCHEN STORAGE



Double Access Doors



Double Drawers



Deluxe Compact Refrigerator

OUTDOOR BAR & SINK



Drop-in Sink



Beverage & Prep Station




Farmhouse Sink

OUTDOOR ACCESSORIES



Rotisserie Kit



Infrared Sear Burner



Stainless Steel Smoker Tray



8pc Pizza Oven Accessory Kit



Gas Timer



Grill Liner



Island Vent

FIRE PIT BURNER KITS & INSERTS



Square Gas Burner Kit



Round Gas Burner Kit



Linear Gas Burner Kit



Smoke-less Insert

VISIT [Beldgard.com/Elements](https://Belgard.com/Elements) FOR ADDITIONAL INFORMATION

HGTV
DREAM HOME
PROUD SPONSOR 2023
Beldgard.com/HGTVdreamhome




NEW

SPECIAL
ORDER

MELVILLE SERIES


GRILL ISLAND & FIRE FEATURES



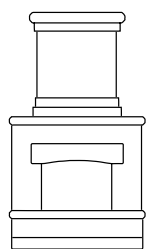
SCANDINA GRAY / MIDNIGHT

PLEASE NOTE: All of our fireplaces and fire pits come standard as wood-burning units. However, our fireplaces and fire pits can be retro-fitted for gas burning log sets and burners. Please contact us for more details at 877-235-4273.

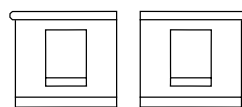
Be sure to check with your local municipality for any codes that may affect your installation. Grill island includes stainless grill and door set. Grill is available in propane or natural gas. Must be specified when placing order.



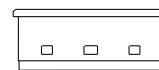
GRILL ISLAND
2'8"D X 5'11"W X 3'5"H
(Grill and doors included)



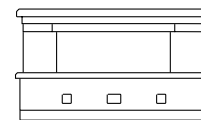
FIREPLACE
2'7"D X 4'3"W X 7'8"H



WOOD BOXES
2'1"D X 3'3"W X 3'1"H EACH
Sold as a pair



LINEAR FIRE TABLE
2'6"D X 5'8"W X 2'5"H



LINEAR FIREPLACE
2'6"D X 7'1"W X 5'4"H



design tip



Enliven your outdoor space with a splash of TIDEPOOL, one of Belgard's Colors of the Year. See page 8

BORDEAUX™ SERIES

GRILL ISLAND & FIRE FEATURES



SIENNA / BUFF



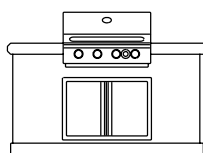
PEWTER / MIDNIGHT




SIENNA / MIDNIGHT

PLEASE NOTE: All of our fireplaces and fire pits come standard as wood-burning units. However, our fireplaces and fire pits can be retro-fitted for gas burning log sets and burners. Please contact us for more details at 877-235-4273.

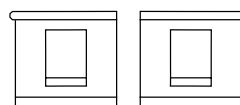
Be sure to check with your local municipality for any codes that may affect your installation. Grill island includes stainless grill and door set. Grill is available in propane or natural gas. Must be specified when placing order.



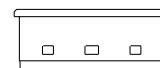
GRILL ISLAND
2'6"D X 5'11"W X 3'5"H
(Grill and doors included)



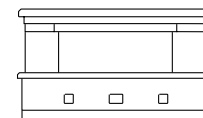
FIREPLACE
2'7"D X 4'3"W X 7'8"H
Approximately 9 ft. tall



WOOD BOXES
2'1¼"D X 3'3"W X 3'1"H EACH
Sold as a pair



LINEAR FIRE TABLE
2'11"D X 6'2"W X 2'5"H



LINEAR FIREPLACE
3'6½"D X 7'8"W X 4'5¼"H






BRIGHTON SERIES™

FIRE FEATURES

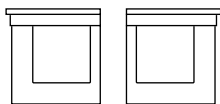


PLEASE NOTE: All of our fireplaces and fire pits come standard as wood-burning units. However, our fireplaces and fire pits can be retro-fitted for gas burning log sets and burners. Please contact us for more details at 877-235-4273.

Be sure to check with your local municipality for any codes that may affect your installation. Grill island includes stainless grill and door set. Grill is available in propane or natural gas. Must be specified when placing order.



FIREPLACE
3'4"D X 4'4"W X 8'4"H



WOOD BOXES
2'4"D X 2'8"W X 2'11"H EACH
Sold as a pair



GASCONY TAN / ASHBURY HAZE



COTSWOLD MIST / BROOKSTONE SLATE

BELTIS™

NEW

FIRE PIT KIT



**Swatches represent product color only, not surface texture, dimension and/or shape. **Metal cover in above image not included.*



SABLE BLEND*



SILEX BLEND*

ROUND FIRE PIT:

12.5" Tall
Outside is 43.5" in diameter
Inside is 31" in diameter
Kit includes block and ring insert only.

4 x 11½ x 6½

design tip



Illuminate your space
with hardscape lights.
See page 77

LANDINGS™

STEP UNIT



BELLA BLEND




SABLE BLEND



SILEX BLEND

6 x 48 x 18






design tip


For more pool design ideas and inspiration visit PebbleTec.com

LAGUNA™

COPING / 60MM



ALPINE



STERLING

14³/₁₆ x 23⁵/₈

MARINA™

COPING / 60MM



CHARCOAL



SABLE BLEND

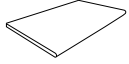


SILEX BLEND

5^{15/16} x 11^{13/16}

UNICO

COPING



12.99 x 23.54

ARDESIE



v4
AFRICAN STONE
AD 03 NAT

VERONA



v3
BLUE STONE
VR 01

GLOCAL



v2
CLEAR
GC 01



v2
IDEAL
GC 03



v2
CLASSIC
GC 05

NOON



v4
DAYLIGHT
NN 01 ST



v4
EMBER
NN 02 ST



v3
HONEY
NN 03 ST

QUARZITI 2.0



v3
GLACIER
QR 01 NAT



v3
MOUNTAINS
QR 02 NAT



v3
WATERFALL
QR 03 NAT



v3
RIVER
QR 04 NAT







INSTALLATION, RESTORATION & PROTECTION

VISIT Techniseal.com
FOR MORE INFORMATION



JOINTING PRODUCTS



The smart choice for everyday installations



High-performance, the only real no haze, no dust alternative



No compaction – true alternative to mortar, stone dust and polymeric stone dust



Multi-weather jointing compound

STAIN REMOVERS



Organic stain remover



Paint, tar & rubber stain remover



Rust stain remover



Dirt & grease stain remover



Pro-grade oil & grease remover

CLEANERS



Paver restorer removes haze created by some polymeric sands



Paver Prep dislodges efflorescence and ground-in dirt

SEALERS



Natural color with matte finish



Enhanced color with matte finish



Natural color with satin finish



Enhanced color with gloss finish


ADHESIVES



Hardscape foam adhesive



Vertical hardscape adhesive




Edging, Spacers & Panel Base System



Fortified hardscape concrete edging



Dry mudset for concrete overlays



Enhanced with Color Boost

HARDSCAPE & LANDSCAPE LIGHTING SOLUTIONS

PAVER LIGHTS *for Walkways*

Available in black or modern gray finish



6", 8" & 9" Paver Lights



Gray finish utilizes a white bulb

HARDSCAPE LIGHTS *for Steps & Walls*

Available in black, bronze or modern gray finish



7" Hardscape Light



NEW Color Changing Bulb Option
Also available in other select products

ACCENT/SPOT LIGHTS *for Plants, Trees, Houses & Landscape Features*

Available in black or bronze finish



Traditional Accent Light



High Power Accent Light



Wall Wash Light

LOW VOLTAGE PATHWAY LIGHTS *for Pathways, Patio Edges & Flower Beds*

Available in black or bronze finish



Traditional Path Light



Classic Path Light



Modern Path Light

PILLAR LIGHTS *for Pillars & Columns*



Traditional Pillar Light



Modern Pillar Light



Noble Pillar Light
Color changing bulb available


VISIT Belgard.com/Lighting
FOR MORE INFORMATION



TOP: Noon by Mirage®

*MIDDLE: Bordeaux™ Linear Fire Table with Origins™ 18
featuring Dimensions™ 6x9 accent*

BOTTOM: Artforms Panel System



DESIGN

ideas & **INSPIRATION**



*LEFT: Lafitt Rustic Slab featuring
Mega-Arbel and Ashlar Tandem Wall*



ABOVE: Lafitt® Rustic with Ashlar™ Tandem Columns

TOP LEFT: Ashlar™ Tandem Wall

*BOTTOM LEFT: Landings™ Step with Tru-Scapes®
Traditional Path Lights*

*TOP RIGHT: Mega-Arbel® with London Cobble and
Ashlar™ Tandem Wall*

*BOTTOM RIGHT: Lafitt® Rustic with Mega-Arbel®
and Ashlar™ Tandem Wall featuring Tru-Scapes®
Hardscape Light*



INSPIRATION GALLERY

Browse images by project type and
save or share your favorites.

[Beldgard.com/Inspiration](https://Belgard.com/Inspiration)





ABOVE: Bordeaux Fireplace featuring Marina™ Coping and Lafitt® Rustic Slab

RIGHT: Landings™ Step and Verona by Mirage®

RIGHT TOP: Catalina Grana® and Diamond Pro® Quarried Face

RIGHT BOTTOM: Lafitt® Rustic with Old York™ and Brookshire™ Wall








HARDSCAPE HEROES


CONGRATULATIONS TO THE 2022 WINNERS!

With the Hardscape Hero program, Belgard Contractors submit their work to compete for the monthly award. One winner is selected each month by a panel of hardscape professionals.




March

TREVOR'S LANDSCAPING
Stewartsville, NJ




April

J.P. PAVERS & CONCRETE LLC
Manasquan, NJ




May

SABBA'S LANDSCAPING
Brick, NJ




June

CONTRACTOR OF THE YEAR
PNG LANDSCAPING
Brick, NJ



July

GLOBAL CONTRACTING
Boonton, NJ





August




CG HARDSCAPES & LANDSCAPE DESIGN
Webster, NY




PAVERS



PALLET INFORMATION / ESTIMATING CHART

| AQUA ROC® I | | | SQFT/ PALLET | SQFT/ LAYER | LAYER/ PALLET | UNITS/ PALLET | WEIGHT/ PALLET |
|-------------|---|-------------|-----------------|----------------|------------------|------------------|-------------------|
| 60MM |  | 4½ x 9 x 3¾ | 90 | 11.25 | 8 | 320 | 3000 |

| ARDESIE | | | GROSS WEIGHT / BOX | PIECES / BOX | SQ FT / BOX | BOXES / FULL PALLET | SQ FT / PALLET | GROSS WEIGHT / PALLET |
|---------|---|-------------------|--------------------|--------------|-------------|---------------------|----------------|-----------------------|
| 24 X 24 |  | 23.54 x 23.54 x ¾ | 33 kg / 72 lbs | 2 | 7.75 | 30 | 232.5 | 980 kg / 2160 lbs |


| CATALINA GRANA® | | | SQFT/ PALLET | SQFT/ LAYER | LAYER/ PALLET | UNITS/ PALLET | WEIGHT/ PALLET |
|-----------------|---|--------------|-----------------|----------------|------------------|------------------|-------------------|
| 3-PIECE |  | 6 x 12 x 2¾ | 30 | 3 | - | 60 | - |
| |  | 9 x 12 x 2¾ | 30 | 3 | - | 40 | - |
| |  | 12 x 12 x 2¾ | 60 | 6 | - | 60 | - |
| TOTAL | | | 120 | 12 | 10 | 160 | 3348 |




| CATALINA™ SLATE | | | SQFT/ PALLET | SQFT/ LAYER | LAYER/ PALLET | UNITS/ PALLET | WEIGHT/ PALLET |
|-----------------|---|--------------|-----------------|----------------|------------------|------------------|-------------------|
| 3-PIECE |  | 6 x 12 x 2¾ | 30 | 3 | - | 60 | - |
| |  | 9 x 12 x 2¾ | 30 | 3 | - | 40 | - |
| |  | 12 x 12 x 2¾ | 60 | 6 | - | 60 | - |
| TOTAL | | | 120 | 12 | 10 | 160 | 3348 |




| GLOCAL | | | GROSS WEIGHT / BOX | PIECES / BOX | SQFT / BOX | BOXES / FULL PALLET | SQFT / PALLET | PALLET GROSS WEIGHT |
|---------|---|-------------------|--------------------|--------------|------------|---------------------|---------------|---------------------|
| 24 X 24 |  | 23.54 x 23.54 x ¾ | 33 kg / 72 lbs | 2 | 7.75 | 30 | 232.5 | 980 kg / 2160 lbs |
| 24 X 48 |  | 23.54 x 47.17 x ¾ | 34 kg / 74 lbs | 1 | 7.75 | 35 | 271.25 | 1189 kg / 2621 lbs |

PAVERS



PALLET INFORMATION / ESTIMATING CHART

| H HOLLAND STONE | | | SQFT/ PALLET | SQFT/ LAYER | LAYER/ PALLET | UNITS/ PALLET | WEIGHT/ PALLET |
|------------------------|---|---|-----------------|----------------|------------------|------------------|-------------------|
| 60MM |  | 3 ¹⁵ / ₁₆ x 7 ⁷ / ₈ x 2 ³ / ₈ | 120 | 12 | 10 | 540 | 3340 |
| | 80MM <small>SPECIAL ORDER</small> |  | 97 | 12 | 8 | 432 | 3188 |

| L LAFITT™ GRANA SLAB | | | SQFT/ PALLET | SQFT/ LAYER | LAYER/ PALLET | UNITS/ PALLET | WEIGHT/ PALLET |
|-----------------------------|---|--|-----------------|----------------|------------------|------------------|-------------------|
| 3-PIECE |  | 7 ³ / ₈ x 14 ⁷ / ₈ x 2 ³ / ₈ | - | - | - | 30 | - |
| |  | 14 ⁷ / ₈ x 14 ⁷ / ₈ x 2 ³ / ₈ | - | - | - | 30 | - |
| |  | 14 ⁷ / ₈ x 22 ⁵ / ₁₆ x 2 ³ / ₈ | - | - | - | 20 | - |
| TOTAL | | | 116.57 | 11.66 | 10 | 80 | 3309 |


| L LAFITT® RUSTIC SLAB | | | SQFT/ PALLET | SQFT/ LAYER | LAYER/ PALLET | UNITS/ PALLET | WEIGHT/ PALLET |
|------------------------------|---|--|-----------------|----------------|------------------|------------------|-------------------|
| 3-PIECE MODULAR |  | 7 ³ / ₈ x 14 ⁷ / ₈ x 2 ³ / ₈ | - | - | - | 30 | - |
| |  | 14 ⁷ / ₈ x 14 ⁷ / ₈ x 2 ³ / ₈ | - | - | - | 30 | - |
| |  | 14 ⁷ / ₈ x 22 ⁷ / ₁₆ x 2 ³ / ₈ | - | - | - | 20 | - |
| TOTAL | | | 116.57 | 11.66 | 10 | 80 | 3341 |



| L LAGOON | | | GROSS WEIGHT / BOX | PIECES / BOX | SQFT / BOX | BOXES / PALLET | SQFT / PALLET | GROSS WEIGHT / PALLET |
|-----------------|---|---------------------|--------------------|--------------|------------|----------------|---------------|-----------------------|
| 24 X 48 |  | 23.54 x 47.17 x 3/4 | 34 kg / 74 lbs | 1 | 7.75 | 35 | 271.25 | 1189 kg / 2621 lbs |


| H LONDON COBBLE | | | SQFT/ PALLET | SQFT/ LAYER | LAYER/ PALLET | UNITS/ PALLET | WEIGHT/ PALLET |
|------------------------|---|---------------------------------------|-----------------|----------------|------------------|------------------|-------------------|
| SQUARE |  | 6 x 6 x 2 ³ / ₈ | 120 | 12 | 10 | 480 | 3240 |
| RECTANGLE |  | 6 x 9 x 2 ³ / ₈ | 112 | 11.2 | 10 | 300 | 3015 |


PAVERS


PALLET INFORMATION / ESTIMATING CHART

| MEGA-ARBEL® PATIO SLAB | | | SQFT/ PALLET | SQFT/ LAYER | LAYER/ PALLET | UNITS/ PALLET | WEIGHT/ PALLET |
|------------------------|---|---|-----------------|----------------|------------------|------------------|-------------------|
| 60MM |  | 15 $\frac{3}{8}$ x 21 x 2 $\frac{3}{8}$ | 104.4 | 8.69 | 12 | 72 | 2913 |
| 80MM | Special Order | 15 $\frac{3}{8}$ x 21 x 3 $\frac{1}{8}$ | 77.4 | - | 9 | 54 | 2950 |

| NOON | | | GROSS WEIGHT / BOX | PIECES / BOX | SQ FT / BOX | BOXES / FULL PALLET | SQ FT / PALLET | GROSS WEIGHT / PALLET |
|---------|---|-------------------------------|--------------------|--------------|-------------|---------------------|----------------|-----------------------|
| 8 X 48 |  | 7.64 x 47.17 x $\frac{3}{4}$ | 21 kg / 46 lbs | 2 | 5.06 | 30 | 151.8 | 642 kg / 1415 lbs |
| 12 X 48 |  | 11.73 x 47.17 x $\frac{3}{4}$ | 34 kg / 74 lbs | 2 | 7.75 | 36 | 279 | 1208 kg / 2664 lbs |


| OLD YORK™ | | | SQFT/ PALLET | SQFT/ LAYER | LAYER/ PALLET | UNITS/ PALLET | WEIGHT/ PALLET |
|-----------|--|--|-----------------|----------------|------------------|------------------|-------------------|
| 4 X 8 |  | 3 $\frac{1}{16}$ x 7 $\frac{7}{8}$ x 2 $\frac{3}{8}$ | 120 | 12 | 10 | 540 | 3190 |


| ORIGINS™ ACCENT | | | SQFT/ PALLET | SQFT/ LAYER | LAYER/ PALLET | UNITS/ PALLET | WEIGHT/ PALLET |
|-----------------|---|-------------------------|-----------------|----------------|------------------|------------------|-------------------|
| 60MM |  | 6 x 9 x 2 $\frac{3}{8}$ | 112.5 | 11.25 | 30 | 300 | 3005 |


| QUARZITI 2.0 | | | GROSS WEIGHT / BOX | PIECES / BOX | SQFT / BOX | BOXES / PALLET | SQFT / PALLET | GROSS WEIGHT / PALLET |
|--------------|---|-------------------------------|--------------------|--------------|------------|----------------|---------------|-----------------------|
| 24 X 24 |  | 23.54 x 23.54 x $\frac{3}{4}$ | 33 kg / 72 lbs | 2 | 7.75 | 30 | 232.5 | 980 kg / 2160 lbs |
| 18 X 36 |  | 17.64 x 35.35 x $\frac{3}{4}$ | 37 kg / 81.4 lbs | 2 | 8.7 | 27 | 234.9 | 1014 kg / 2235 lbs |
| 24 X 48 |  | 23.54 x 47.17 x $\frac{3}{4}$ | 34 kg / 74 lbs | 1 | 7.75 | 35 | 271.25 | 1189 kg / 2621 lbs |

PAVERS

PALLET INFORMATION / ESTIMATING CHART

| TURFSTONE™ | | | SQFT/ PALLET | SQFT/ LAYER | LAYER/ PALLET | UNITS/ PALLET | WEIGHT/ PALLET |
|-------------------|---|----------------|-----------------|----------------|------------------|------------------|-------------------|
| 80MM |  | 15¾ x 23¾ x 3¼ | 84 | - | 8 | 32 | 1915 |






| UNICO | | | GROSS WEIGHT / BOX | PIECES / BOX | SQ FT / BOX | BOXES / FULL PALLET | SQ FT / PALLET | GROSS WEIGHT / PALLET |
|--------------|---|-------------------|--------------------|--------------|-------------|---------------------|----------------|-----------------------|
| UNICO |  | 12.99 x 23.54 x ¾ | 24 kg / 52 lbs | 3 | 6.37 | 40 | 254.82 | 943 kg / 2400 lbs |

| VERONA | | | GROSS WEIGHT / BOX | PIECES / BOX | SQ FT / BOX | BOXES / FULL PALLET | SQ FT / PALLET | GROSS WEIGHT / PALLET |
|---------------|---|-------------------|--------------------|--------------|-------------|---------------------|----------------|-----------------------|
| 24 X 24 |  | 23.54 x 23.54 x ¾ | 33 kg / 72 lbs | 2 | 7.75 | 30 | 232.5 | 980 kg / 2160 lbs |

WALLS











PALLET INFORMATION / ESTIMATING CHART







| AB® COLLECTION | | | SQFT/ PALLET | SQFT/ LAYER | LAYER/ PALLET | UNITS/ PALLET | UNITS/ SQFT | LINEAR FT/ PALLET | WEIGHT/ UNIT | WEIGHT/ PALLET |
|-----------------------|---|--------------|-----------------|----------------|------------------|------------------|----------------|----------------------|-----------------|-------------------|
| CLASSIC |  | 8 x 18 x 12 | 40 | 8 | 5 | 40 | - | - | - | 3160 |
| AB CORNER |  | 8 x 16 x 8 | - | - | 3 | 36 | - | - | - | 2376 |
| AB CAP |  | 4 x 17½ x 12 | - | - | 7 | 56 | - | 82 | - | 3136 |

| ASHLAR TANDEM™ | | | SQFT/ PALLET | SQFT/ LAYER | LAYER/ PALLET | UNITS/ PALLET | UNITS/ SQFT | LINEAR FT/ PALLET | WEIGHT/ UNIT | WEIGHT/ PALLET |
|-----------------------|---|--------------|------------------------|----------------|------------------|------------------|----------------|----------------------|-----------------|-------------------|
| UNIT 1 |  | 7 x 13⅓ x 3 | - | - | - | 30 | - | - | - | - |
| UNIT 2 |  | 7 x 15⅓ x 3 | - | - | - | 30 | - | - | - | - |
| UNIT 3 |  | 7 x 18⅙ x 3 | - | - | - | 30 | - | - | - | - |
| TOTAL | | | 70 FSW / 35 SRW | - | 6 | 90 | - | - | - | 2082 |
| CAP |  | 15 x 24 x 3¼ | - | - | 8 | 32 | - | 64 | - | 2920 |
| COLUMN CAP |  | 24 x 24 x 3¼ | - | - | 8 | 16 | - | - | 149 | 2400 |

WALLS





PALLET INFORMATION / ESTIMATING CHART






|  BELAIR WALL® | | SQFT/ PALLET | SQFT/ LAYER | LAYER/ PALLET | UNITS/ PALLET | UNITS/ SQFT | LINEAR FT/ PALLET | WEIGHT/ UNIT | WEIGHT/ PALLET |
|--|---|-------------------------------------|----------------|------------------|------------------|----------------|----------------------|-----------------|-------------------|
| 6" FSW |  | 6 x 8 / 6 x 11 | - | - | - | - | - | - | - |
| |  | 6 x 16 / 14 x 11 | - | - | - | - | - | - | - |
| TOTAL | | 18 | 6 | 3 | 36 | - | - | - | 1580 |
| 6" SRW |  | 6 x 6 x 8 | - | - | - | - | - | - | 1360 |
| |  | 6 x 16 x 8 | - | - | - | - | - | - | - |
| |  | 6 x 16 x 8 <i>w/ micro joint</i> | - | - | - | - | - | - | - |
| TOTAL | | 30 | 10 | 3 | - | - | - | - | 2405 |
| CORNER |  | 6 x 16 x 8 | - | - | 2 | 20 | - | - | 1360 |
| CAP |  | 3 x 7 / 8 x 13½ | - | - | 8 | 144 | 90 | - | 3240 |
| CAP END |  | 3 x 8 x 13½ | - | - | 2 | 36 | - | - | 882 |
| WALL END |  | 6 x 8 x 11 | - | - | 2 | 42 | - | - | 1550 |



|  BROOKSHIRE™ | | SQFT/ PALLET | SQFT/ LAYER | LAYER/ PALLET | UNITS/ PALLET | UNITS/ LAYER | UNITS/ SQFT | WEIGHT/ UNIT | WEIGHT/ PALLET |
|---|---|------------------|----------------|------------------|------------------|-----------------|----------------|-----------------|-------------------|
| 6" WALL |  | 6 x 6 / 4 x 9 | - | - | 25 | 5 | - | - | - |
| |  | 6 x 12 / 10 x 9 | - | - | 25 | 5 | - | - | - |
| |  | 6 x 16 / 14 x 9 | - | - | 25 | 5 | - | - | - |
| TOTAL | | 32 | 6.4 | 5 | 75 | 15 | - | - | 3380 |
| 6" CORNER |  | 6 x 15 / 14 x 9 | - | - | 4 | 40 | - | - | 2360 |
| XL CAP |  | 3 x 18 / 12 x 13 | - | - | 6 | 54 | 70 | - | 2400 |



WALLS

PALLET INFORMATION / ESTIMATING CHART


|  DIAMOND® 9D | | SQFT/ PALLET | SQFT/ LAYER | LAYER/ PALLET | UNITS/ PALLET | UNITS/ SQFT | LINEAR FT/ PALLET | WEIGHT/ UNIT | WEIGHT/ PALLET |
|--|--|-----------------|----------------|------------------|------------------|----------------|----------------------|-----------------|-------------------|
| UNIT |  6 x 17¼ x 9 | 44.4 | 8.88 | 5 | 60 | .74 | - | - | 3140 |
| 6" CORNER |  6 x 17¼ x 8 | - | - | 4 | 40 | - | - | - | 2940 |
| XL CAP |  3 x 18 / 12 x 13 | - | - | 6 | 54 | - | 70 | - | 2400 |

|  DIAMOND PRO® PS QUARRIED | | SQFT/ PALLET | SQFT/ LAYER | LAYER/ PALLET | UNITS/ PALLET | UNITS/ SQFT | LINEAR FT/ PALLET | WEIGHT/ UNIT | WEIGHT/ PALLET |
|---|--|-----------------|----------------|------------------|------------------|----------------|----------------------|-----------------|-------------------|
| BLOCK |  8 x 18 x 12 | 36 | 9 | 4 | 36 | 1 | - | - | 2680 |
| CORNER |  8 x 17½ x 7½" | - | - | 2 | 24 | - | - | - | 2480 |
| 4" CAP |  4 x 17¼ / 12 x 10¾ | - | - | 6 | 54 | - | 68 | - | 2386 |
| PINS |  5" L x .05" dia. | - | - | - | 100 per box | - | - | - | - |

|  DIAMOND PRO® PS STRAIGHT | | SQFT/ PALLET | SQFT/ LAYER | LAYER/ PALLET | UNITS/ PALLET | UNITS/ SQFT | LINEAR FT/ PALLET | WEIGHT/ UNIT | WEIGHT/ PALLET |
|---|--|-----------------|----------------|------------------|------------------|----------------|----------------------|-----------------|-------------------|
| BLOCK |  8 x 18 x 12 | 48 | 12 | 4 | 48 | - | - | - | 3695 |
| CORNER |  8 x 18 x 9 | - | - | 3 | 36 | - | - | - | 3720 |
| 4" CAP |  4 x 17¼ / 12 x 10¾ | - | - | 9 | 72 | - | - | - | 3180 |

|  WESTON STONE™* | | SQFT/ PALLET | SQFT/ LAYER | LAYER/ PALLET | UNITS/ PALLET | UNITS/ SQFT | LINEAR FT/ PALLET | WEIGHT/ UNIT | WEIGHT/ PALLET |
|---|--|-----------------|----------------|------------------|------------------|----------------|----------------------|-----------------|-------------------|
| UNIT |  4 x 12 x 8 | - | - | 6 | 120 | 3 | 120 | - | 3260 |




*Weston Stone Fire Pit outside diameter is 44" in total length and stacks up to 4 rows high. Cooking grate and square insert sold separately.

| U START BASE BLOCK | | SQFT/ PALLET | SQFT/ LAYER | LAYER/ PALLET | UNITS/ PALLET | UNITS/ SQFT | LINEAR FT/ PALLET | WEIGHT/ UNIT | WEIGHT/ PALLET |
|---------------------------|---|-----------------|----------------|------------------|------------------|----------------|----------------------|-----------------|-------------------|
| BLOCK |  3½ x 18¾ x 12 | - | - | - | 56 | - | 86.24 | - | 3052 |

KITCHEN & FIRE FEATURES PALLET INFORMATION / ESTIMATING CHART

| BORDEAUX™ SERIES | | BODY / ACCENT COLOR | UNIT WEIGHT |
|-------------------------|--------------------------|---------------------|-------------|
| | Fireplace | Sienna / Buff | 4200 |
| | Wood Boxes | Sienna / Buff | 3070 |
| | Grill Island (Summerset) | Sienna / Buff | 3055 |
| | Grill Island (LP) | Sienna / Buff | 3055 |
| | Fireplace | Sienna / Midnight | 4200 |
| | Wood Boxes | Sienna / Midnight | 3070 |
| | Grill Island (Summerset) | Sienna / Midnight | 3055 |
| | Grill Island (LP) | Sienna / Midnight | 3055 |
| | Fireplace | Pewter / Midnight | 4200 |
| | Wood Boxes | Pewter / Midnight | 3070 |
| | Grill Island (Summerset) | Pewter / Midnight | 3055 |
| | Grill Island (LP) | Pewter / Midnight | 3055 |

| BRIGHTON™ SERIES | | BODY / ACCENT COLOR | UNIT WEIGHT |
|-------------------------|------------|-----------------------|-------------|
| | Fireplace | Gascony / Ashbury | 5825 |
| | Wood Boxes | Gascony / Ashbury | 3200 |
| | Fireplace | Cotswold / Brookstone | 5825 |
| | Wood Boxes | Cotswold / Brookstone | 3200 |
| | Fireplace | Pewter / Midnight | 5825 |
| | Wood Boxes | Pewter / Midnight | 3200 |





| BELTIS™ FIRE PIT | | SQFT/ PALLET | SQFT/ LAYER | LAYER/ PALLET | UNITS/ KIT | WEIGHT/ PALLET |
|-------------------------|---|-----------------|----------------|------------------|---------------|-------------------|
| BLOCK |  | 3 x 13 / 7 x 12 | - | - | 36 | 800 |
| INSERT |  | Sold Separately | - | - | - | - |
| GRATE |  | Sold Separately | - | - | - | - |

KITCHEN & FIRE FEATURES PALLET INFORMATION / ESTIMATING CHART

| MELVILLE™ SERIES | BODY / ACCENT COLOR | ITEM CODE | UNIT WEIGHT |
|-------------------------|----------------------------|------------------|--------------------|
| Fireplace | Scandina Gray / Midnight | 13070020 | 4170 |
| Wood Boxes | Scandina Gray / Midnight | 13140010 | 3070 |
| Grill Island (NG) | Scandina Gray / Midnight | 13110028 | 3260 |
| Grill Island (LP) | Scandina Gray / Midnight | 13110028 | 3260 |
| Linear Fireplace | Scandina Gray / Midnight | 13000026 | 4000 |
| Linear Fire Table | Scandina Gray / Midnight | 13070027 | 2500 |

CUSTOMIZE YOUR SPACE

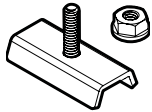
PALLET INFORMATION / ESTIMATING CHART

| ARTFORMS™ | | | SQFT/ PALLET | SQFT/ LAYER | LAYER/ PALLET | UNITS/ PALLET | UNITS/ SQFT | WEIGHT/ LAYER | WEIGHT/ PALLET |
|--------------|---|----------------------------------|-----------------|----------------|------------------|------------------|----------------|------------------|-------------------|
| OPEN END |  | 76 x 457 x 914mm 3 x 18 x 36" | - | - | - | 9 | - | - | - |
| CLOSE END |  | 76 x 457 x 914mm 3 x 18 x 36" | - | - | - | 9 | - | - | - |
| TOTAL | | | 81 | - | 9 | 18 | - | - | 2711 |
| OPEN END |  | 76 x 152 x 914mm 3 x 6 x 36" | - | - | - | 3 | - | - | - |
| CLOSE END |  | 76 x 152 x 914mm 3 x 6 x 36" | - | - | - | 18 | - | - | - |
| TOTAL | | | 31.5 | - | 3 | 21 | - | - | 1095 |

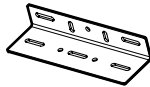
*Total number of both open and closed end panels. 18 x 36 pallets contain 9 of each. 6 x 36 pallets contain 3 open end panels and 18 closed end panels

**150lbs is the weight for the closed units, 148lbs is the weight for the open units.

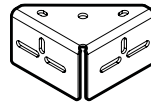
ARTFORMS™ INSTALLATION HARDWARE



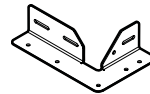
ANCHOR SLIDE & NUT
50 per box



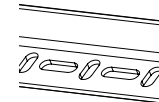
JOINING PLATE
10 per box




OUTER CORNER
10 per box





INNER CORNER
10 per box

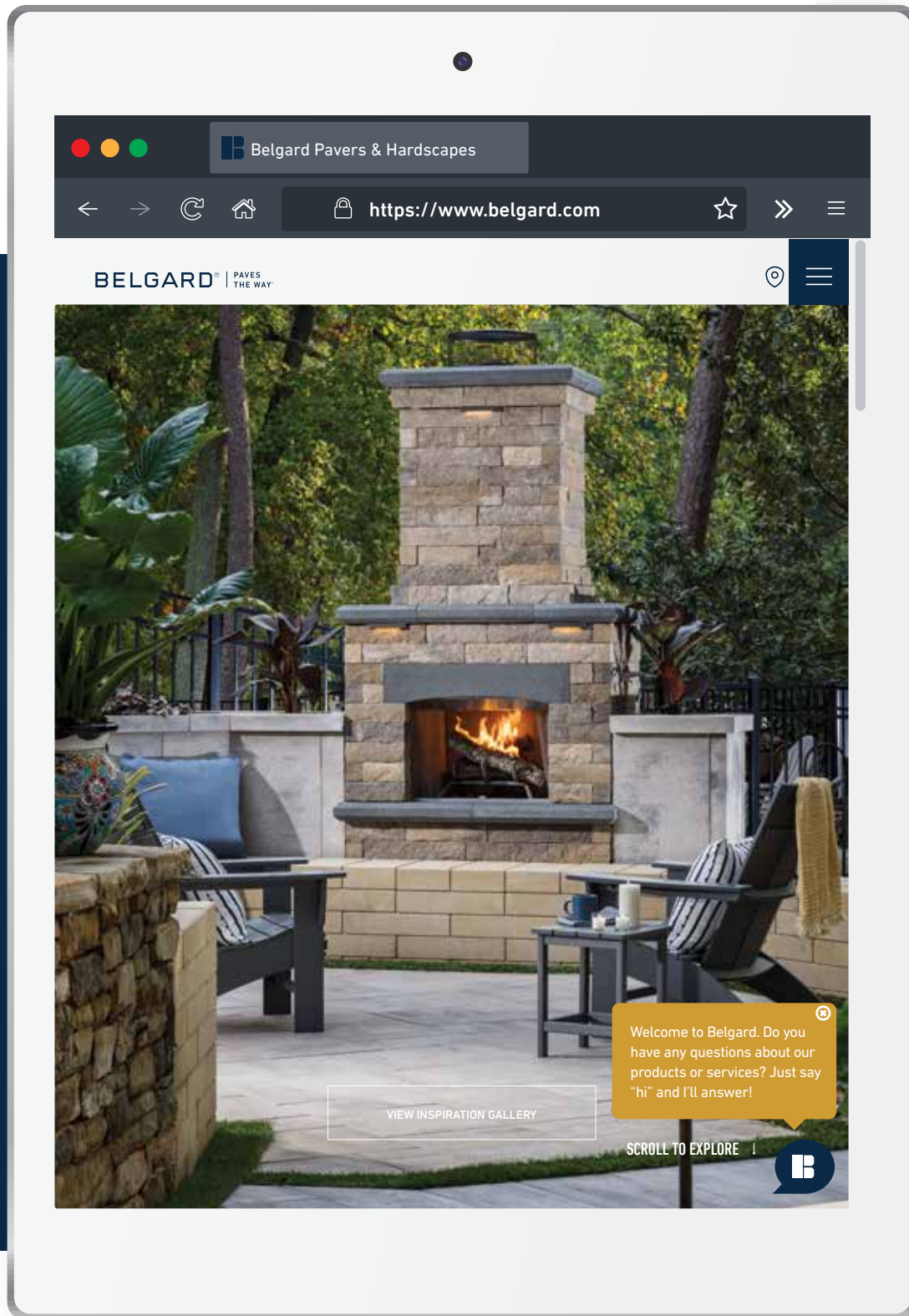


STRETCHER
10 per box

| LANDINGS™ STEP | | | SQFT/ PALLET | SQFT/ LAYER | LAYER/ PALLET | UNITS/ PALLET | WEIGHT/ PALLET | LNFT/PALLET (SOLDIER) | LNFT/PALLET (SAILOR) |
|----------------|---|-------------|-----------------|----------------|------------------|------------------|-------------------|--------------------------|-------------------------|
| STEP UNIT |  | 6 x 48 x 18 | - | - | 2 | 2 | 860 | - | - |

| LAGUNA™ COPING | | | SQFT/ PALLET | SQFT/ LAYER | LAYER/ PALLET | UNITS/ PALLET | WEIGHT/ PALLET | LNFT/PALLET (SOLDIER) | LNFT/PALLET (SAILOR) |
|----------------|---|--|-----------------|----------------|------------------|------------------|-------------------|--------------------------|-------------------------|
| 60MM |  | 14 ³ / ₁₆ x 23 ⁵ / ₈ x 2 ³ / ₈ | - | - | 7 | 28 | 1960 | 55 | - |

| MARINA™ COPING | | | SQFT/ PALLET | SQFT/ LAYER | LAYER/ PALLET | UNITS/ PALLET | WEIGHT/ PALLET | LNFT/PALLET (SOLDIER) | LNFT/PALLET (SAILOR) |
|----------------|---|--|-----------------|----------------|------------------|------------------|-------------------|--------------------------|-------------------------|
| 60MM |  | 5 ¹⁵ / ₁₆ x 11 ¹³ / ₁₆ x 2 ³ / ₈ | - | - | 4 | 168 | 2160 | 84 | - |



RESOURCES

We offer an array of resources to help plan and design an outdoor living addition.



PROJECT GUIDE

Everything you need to know about planning an outdoor living project.



DIGITAL CATALOG

Download or share a digital version of this catalog.



RESOURCE GUIDE

Installation tips, laying guides and estimating tools for contractors.



BELGARD.COM

Visit our site for more ideas and inspiration.

NOTES



ANCHOR LOCATIONS

975 Burnt Tavern Road
Brick, NJ 08724
800-682-5625

800 Uhler Road
Easton, PA 18040
610-923-5000

3900 Glover Road
Easton, PA 18040

STAY CONNECTED



OutdoorLivingbyBelgard



BelgardOutdoorLiving



BelgardHardscapes



Belgard



Belgard



Belgard.com/Blog

PRODUCT INDEX

PAVERS

| | |
|----------------------|----|
| Aqua-Roc®..... | 30 |
| Ardesie..... | 34 |
| Catalina® Grana..... | 16 |
| Catalina™ Slate..... | 20 |
| Glocal..... | 36 |
| Holland Stone..... | 26 |
| Lafitt® Grana..... | 18 |
| Lafitt® Rustic..... | 22 |
| Lagoon..... | 32 |
| London Cobble®..... | 27 |
| Mega-Arbel®..... | 23 |
| Noon..... | 35 |
| Old York™..... | 28 |
| Origins™ Accent..... | 24 |
| Quarziti 2.0..... | 38 |
| Turfstone..... | 31 |
| Verona..... | 40 |

WALLS

| | |
|------------------------------------|----|
| Ashlar Tandem™..... | 44 |
| AB® Collection..... | 50 |
| Belair Wall®..... | 46 |
| Brookshire™..... | 52 |
| Diamond® 9D..... | 54 |
| Diamond Pro® PS Quarried Face..... | 48 |
| Diamond Pro® PS Straight Face..... | 55 |
| Weston Stone™..... | 56 |

FEATURES

| | |
|---------------------------|----|
| Artforms™..... | 60 |
| Beltis™ Fire Pit Kit..... | 69 |
| Bordeaux™ Series..... | 66 |
| Brighton™ Series..... | 68 |
| Elements..... | 62 |
| Laguna™ Coping..... | 72 |
| Landings™ Step..... | 70 |
| Marina™ Coping..... | 73 |
| Melville™ Series..... | 64 |
| Unico..... | 74 |

COLLECTIONS LEGEND

- Artisan Collection
- Metropolitan Collection
- Natural Collection
- Heritage Collection
- Environmental Collection
- Porcelain Collection

PEACE OF MIND, GUARANTEED

LIFETIME TRANSFERABLE LIMITED WARRANTY

Oldcastle® APG, Inc. ("Belgard") is proud to inform you that all of our interlocking concrete paver and retaining walls ("Products") meet and/or exceed the requirements of ASTM C-936 and ASTM C-1372. Belgard® guarantees its Products against these standards for the lifetime of the Product defined by ICPI. This guarantee does not apply to splitting, chipping or other breakage that could be caused by impact, abrasion or overloading. This warranty is transferable. The original proof of purchase is required.

This warranty is only valid if the material is installed under the guidelines of the ICPI (www.ICPI.org), The NCMA (www.ncma.org) or the Belgard Installation Guideline Manual. Improper installation voids this warranty. This warranty is for residential applications only and does not apply to commercial applications. It is recommended that the job be installed by a Belgard Contractor Program participant who guarantees their workmanship for a minimum of 3 years from the date of install. For warranty service, contact Belgard at 1-877-BELGARD. A service representative will investigate your claim within 10 business days. If the Belgard product fails to meet the specifications, Belgard will replace the defective product at no charge. Color matching cannot be guaranteed. Belgard will not be responsible for any replacement labor, consequential damages or incidental damages. This warranty gives you specific legal rights, and you may also have other rights which vary from state to state. Some states do not allow for the exclusion or limitation of incidental or consequential damages, so the above limitation or exclusion may not apply to you.

For specific information regarding warranty coverage and exclusions in regards to the Elements and Porcelain Paver products, please visit: Belgard.com/Warranty.

QUALITY TO THE CORE

With Belgard, you get the nation's leading pavers and landscape walls backed by the foremost experts in the industry.

BELGARD.COM

© Copyright 2023 Oldcastle APG, Inc. All Rights Reserved. BEL22-D-15443

PICTURED ON THE COVER: NORTHSTAR LANDSCAPING
LAFITT® PAVER, MEGA-ARBEL® PATIO SLAB, BELAIR WALL® SEAT WALL WITH BELAIR WALL® CAP,
BROOKSHIRE CUSTOM FIRE PIT WITH MARINA® COPING CAP