







Voice Control with Google Home

Set-Up in Two Easy Steps

- 1. Enable the Alarm.com Action**
Ask Google "OK Google, talk to Alarm.com."
- 2. Sync Alarm.com with Google Assistant**
Open the Google Home app. Enter your Alarm.com account login and password to sync your account with Google Assistant.

Easy command and control

Just say "OK Google, ask Alarm.com..."

-  **to turn on the lights**
-  **to lock the front door**
-  **what is the temperature in the living room?**
-  **is my garage door open?**

Start Talking to Google Assistant

Simply ask your system to perform commands or tell you the status of your smart home devices. Each time, begin by saying, 'OK Google, ask Alarm.com.' You will be able to change the thermostat, adjust your lights, close or open the garage door, arm or disarm your system and more.

Have a bunch of commands you would like to say at once?

Open a conversation with Alarm.com. Start by saying 'OK Google, talk to Alarm.com,' and one by one you can say commands to Alarm.com. No need to say 'OK Google, ask Alarm.com to...' before each new command.

For questions about Alarm.com's Google Assistant Action, contact your service provider.