



# The Flash Paper

## May 2025

**“Enjoying magic...with others...for others.”**

**Bob Gehringer, Editor**



### Prez Adam's Antics

It's been an eventful stretch since my last column! My life's been full of tech support for accountants and restaurant magic! While **Joe Cole** took some well-deserved time off (kudos to him!), I had the opportunity to fill in for him at the restaurants. And let me tell you—hats off to Joe. I don't know how he does it full-time! The pace is relentless, but there are some truly magical moments (and generous tips) that make the chaos feel worth it. Plus, it's been a fun way to connect with people and challenge myself to stay sharp and positive amidst people saying “no” to wanting to see magic.

In other news, we just got back from Las Vegas—**Trevor**, his wife **Celeste**, my boyfriend **Lane**, and me—packed my birthday trip there full of shows, sightseeing, food, drinks and inspiration. We started the weekend with **Penn & Teller**, where they notably opened with the classic Abbott Turban illusion—a beautiful, unexpected tribute that hit close to home for us! After the show, Teller took time to visit with us backstage. We had a great conversation about Abbott, Abbott's house, patents, history, performance philosophy—you name it.

Trevor even performed a trick for him, which was a moment I know we'll all remember.

We followed that up with **Mac King**, who delivered the goods with his usual blend of sharp wit, tight timing, and family-friendly fun. The man is a machine—always on, always polished.

**Shin Lim's** show leaned into variety, with surprise appearances from a mentalist, his wife performing a stunning card manipulation routine on an aerial hoop, and even a performance from an American Idol finalist. Most of Shin's routines were ones we'd seen online, but the ending brought a creative twist that left us impressed.

We wrapped up the tour with **Colin Cloud**, whose mentalism act was layered, fast-paced, and deeply interactive. One weird detail: he sits still onstage for 20 minutes before the show begins—not an illusion, just part of the experience. It's unsettling in the best way, and his performance lived up to the theatrical buildup.

Feel free to reach out to me with any questions about any of the shows and interactions at:

[adamagic52@yahoo.com](mailto:adamagic52@yahoo.com) .

Can't fit everything into this article.

Now that we're home, it's full steam ahead. We're gearing up for the Preserve Omaha/Abbott Open House, AbraCornDabra is just around the corner, and I'm especially excited for May's Monday Magic, where we'll be diving into the mysterious world of marked cards.

As always, I'm thankful for this club and the community we've built. The laughs, the learning, the shared love of magic—it all adds up to something truly special.



### April Re-Cap

By  
**Matt Spielman**

Two-time FISM award winner **Gregory Wilson** was the guest lecturer for our April 1st meeting showcasing his latest and greatest which he dubbed the “EDC 2.0”. “The Honest Con Man” started off by stating he prefers organic magic using everyday items as much as possible and if the moment presents itself, he will break out his elite pickpocketing skills for his signature “Criminal Act”. His skills in pickpocketing have paved the way for him to lecture (and even consult) the FBI, CIA, ATF, Secret Service, and Homeland Security.

He kicked off the night by demonstrating touch misdirection using a single poker chip and a helpless victim (**Adam Schacht**). Combining the one step ahead principle along with carefully placed touches and direct questioning he was able to place the poker chip undetected even when he outright told him it was going to happen. After the demonstration he jumped into two routines that have gotten him out of multiple speeding tickets and have provided free airfare upgrades, “Pointless” and “Exact Change”. Both are on his website [thesecrethouse.com](http://thesecrethouse.com) and are solid table-hopping effects with multiple handlings for beginners or pros that are worth looking into.

Gregory mentioned multiple times the importance of being ahead of the game before the audience realizes it's a game, for example he doesn't ask the audience to count three golf balls while he produces four from the pack. He utilizes deception by assumption, while people catch up to the fact there shouldn't be 4 balls he has already loaded and prepped his 5th. In short don't over show the “fairness” in what you are doing, no need to use a flushtration count every 10 seconds or mention that the

cards are normal. Let the audience assume and when they have the rug pulled from underneath utilize that past tense misdirection to move into your next phase.

The highlight of the night for me was Mr. Wilson's pickpocket demonstration on another helpless victim (**Trevor Groenjes**). Watching him effortlessly take, switch, or pass off the objects in Trevor's pockets was truly incredible, even more amazing was the fact that everyone was already in on what was going to happen. It was a masterclass on all of the points he brought up earlier in the lecture and was absolutely terrifying to see his elite skill in action. The evening lasted well over our normal 2-hour mark but everyone was too enamored to care, my recap barely covered half of the night. Thank you to the OMS board for setting up the fantastic lecture and to Gregory Wilson for spending the evening with our club.



### 2025 OMS Officers

**President** - Adam Schacht ..... [schacht2222@gmail.com](mailto:schacht2222@gmail.com)  
**Vice President** - Steve Lindeman ..... [amazinglindy@gmail.com](mailto:amazinglindy@gmail.com)  
**Treasurer** - Bob Gehring ..... [gehringerr@cox.net](mailto:gehringerr@cox.net)  
**Secretary** - Patrice Fisher ..... [patricekfisher@yahoo.com](mailto:patricekfisher@yahoo.com)  
**Executive Director** - Dave Arch ..... [dave@sandler.com](mailto:dave@sandler.com)

Check out our website:

<http://TheOmahaMagicalSociety.org>





## Monday Night

### Magie



**SPONSORED BY THE OMAHA MAGICAL SOCIETY**

Come and not only learn a DIY system for building a deceptively easy-to-read deck of marked cards, but go home with your own deck and four proven favorite marked card routines taught by four of our members!



**SIMULTANEOUSLY  
BROADCAST ON ZOOM**

<https://zoom.us/j/4028718108>

Please note: If joining the fun on Zoom, have available your own deck of red backed Bicycle playing cards and a safety pin.

**MONDAY, MAY 19, 2025**  
**7 - 8 PM (CST)**

**The Cross Training Center**  
**5030 N. 72nd Street**  
**Omaha, Nebraska**

No charge for attending this event.

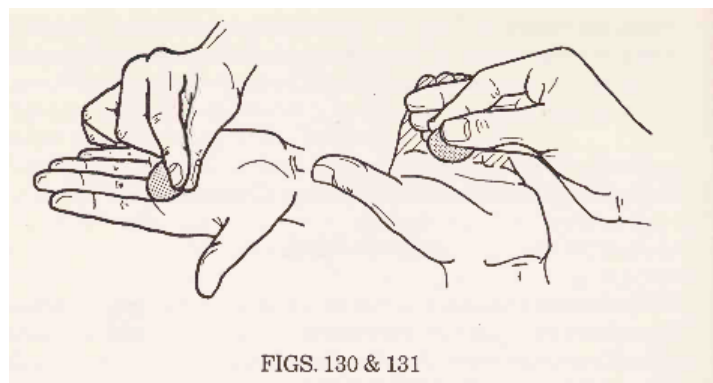


## 3 Persistence-of-Vision Coin Vanishes

"Persistence of vision," or "retention of vision," in magic parlance, means that the spectator continues to see the object for a split second after it's no longer there. Or at least he thinks he sees it! These vanishes are not difficult to do in the manipulative sense; it's the timing that needs practice. The principle is the same in each method. You pretend to place a coin into your left hand but retain it in your right hand. In each case, the coin must be shifted from the right fingertips to Finger-Palm position. A little practice will make that aspect of it almost automatic.

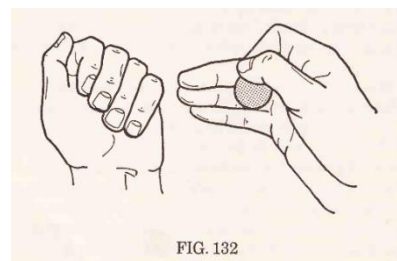
**FIRST METHOD:** This is basic. Hold and display the coin between your right thumb tip and forefinger tip, at its upper edge, a bit to the right of center. Your other three right fingers are not closed into your palm, but raised and curled above the coin, in a natural position. (Fig. 130 will clear this up.) Your left hand is palm up, and naturally open, ready to accept the coin.

From this position, you'll pretend to place the coin into your left hand. The position of your right thumb tip and forefinger tip will not change at all in relation to the coin. Move your right hand downward and place the coin near the top part of your left palm (see fig. 130). Pause here, displaying the coin for a fraction of a second.

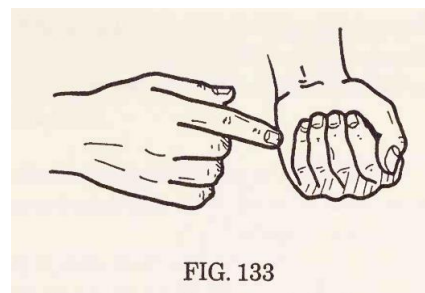


Now, three things happen simultaneously. Your left fingers close as if taking the coin; at this moment, this is the only movement of the left hand. Your right second, third, and fourth fingers straighten and automatically rest on, and cover, the coin. (See fig. 131 for a stop-action, performer's, view.) As your right fingers do this, move your right hand upward and toward you, out of your left hand.

That's the basic sleight. Remember that the three actions just described happen at the same time: Your left fingers close over the coin as your right hand removes it. Now, move your loosely closed left fist to your left and upward, as described for the basic Finger-Palm Vanish.



At the same time, your right hand moves the coin to Finger-Palm position. It's simply a continuation of your right hand's movement. Bend your thumb and forefinger (see fig. 132). This brings the coin almost into Finger-Palm position. Curl your second, third, and fourth fingers to grasp it, as you release it with your thumb tip and forefinger tip, and you're "home free."



In action, the coin goes into Finger-Palm position almost instantly, while your left fist is moving away, and as all your attention is on that left fist. You can point to, or tap, the left fist with your right forefinger, as you say, "Keep your eye on the coin" (see fig. 133).  
**Basic Coin Sleights**

Getting back to the basic sleight, there is a persistence of vision when done this way. You can get much more of it, after some practice, if you do not pause when placing the coin to the left palm. That is, make the entire sleight one continuous movement. The coin goes in and out of the left hand. Otherwise, it is exactly the same. Practice the move both ways; see which is best for you.

Pointing to your left fist with your right forefinger is a subtle touch; it's a natural action. And if you've tried it, you know that it's no problem; the coin is not at all in the way. It is hidden by only your slightly curled second and third fingers.

In another subtle action you can show your right hand to be empty even while the coin is finger-palmed. Hold your right hand up with your palm directly toward your

spectator, as you say, "Watch!" (See fig. 134 for the spectator's view.)

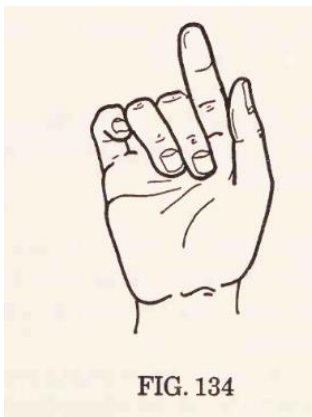


FIG. 134

Try this in front of a mirror and you'll see that the slightly curled tips of your second and third fingers effectively hide the coin, while most of your palm is visible. The impression left is that you've shown without calling attention to it: an empty hand. This subtle move should not be used all the time. It's effective when used sparingly.



FIG. 135

**SECOND METHOD:** This is exactly the same as the first method except that one movement is added. This added movement helps to create a greater persistence-of-vision effect. Hold the coin exactly as for the first method, except that you place it onto your left palm, as in Figure 135. Note that now your thumb and forefinger tips are at the outer edge of the coin. Pause, displaying the coin. Now turn it over toward you, on its lower edge, so that you're back in the position depicted in Figure 130. Pause for a beat only, then close your left fingers and remove the coin with your right hand exactly as explained for the first method.

Practice the timing. The extra flip-over of the coin strengthens the persistence of vision. The handling after the pretended placement in the left hand is the same as before.

**THIRD METHOD (The Pinch Vanish):** The illusion created with this is the same as with the others. It appears as if you're placing a coin into your left hand while it's being retained in your right hand. The persistence-of-vision illusion still exists. Hold the coin, above your left palm, between your right thumb and forefinger. It is held horizontally at its edges (see fig. 136.) It isn't at the fingertips, but a bit below them. From this position, the coin can be tossed lightly (or dropped) onto the left palm as the left fingers close over it. It's a short down-and-up action of the right hand. Try it once or twice to get the

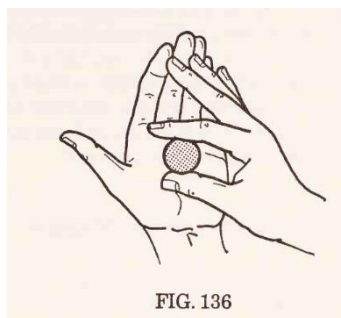


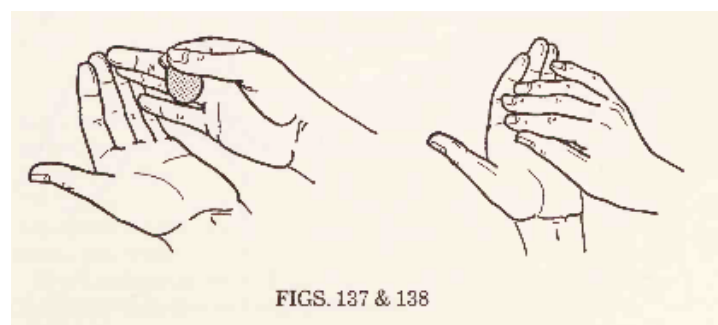
FIG. 136

feel of the action. As usual, the sleight must look exactly like the real action.

Do the same down-and-up action with your right hand—but, instead of releasing the coin, you "pinch" it between your

thumb and forefinger. All you do is squeeze these two fingers together at the moment you'd ordinarily release the coin. What happens is that the forefinger edge of the coin moves downward. Your forefinger tip snaps off this edge, pressing the thumb edge of the coin against the pad of your thumb tip. (See fig. 137 for an exposed view.) From above, the coin cannot be seen; its edge is hidden by the flesh of your fingertips (see fig. 138).

This is an instantaneous action. There is a flash of metal, when it's done properly, which creates a perfect



FIGS. 137 & 138

(persistence-of-vision) illusion of the coin going into the left hand. Your left fingers close a split second after you do the "pinch." As you practice, you'll find that the coin may actually touch your left palm as it snaps from horizontal to vertical position. That's okay; it tells you that you're starting to get the timing right.

As your loosely closed left fist moves away, with all your attention on it, get the coin into a right-hand Finger Palm just as explained in the first method. All handling from this point on is the same.

Don't overlook this vanish method. It's a beauty!

From The Magic Book by Harry Lorayne. Used with permission.





David Michael Fox has agreed to teach our third Abbott House Magic Class on Saturday, May 31, from 1-4 PM down at the house!

As with our first two classes, those interested in a class on BASIC MENTALISM should PM David with your interest.

THANK YOU David for your willingness to share your expertise in this fascinating branch of magic.



THANK YOU Darren Kauk, Neil Bable, and Larry Brodahl for moving a pick up and two car loads of magic props down to The Abbott House and up a flight of stairs to a second floor closet. No easy task for sure.



## The OMS Board and Abbott House Board Issue Bonds



### Abbott House BONDS

Although the Abbott House neighbors have been kind and subtle, we're getting a very real sense that they would be more comfortable if there was an actual resident living full-time in The Abbott House sooner rather than later.

Consequently, both the club board and The Abbott House board have authorized the sale of bonds to finance the construction of the Resident Property Manager's apartment on the lower level of the house.

I don't suppose you or someone(s) you know would be willing to purchase one of the ten bonds? **5 have been sold so far.**


Here's more information:

<https://theomahamagicalsociety.org/bond-offering>

Thanks for any help you can give in getting the word out about this offering. Note flyer on next 2 pages.



[Omaha Magical Society - S.A.M. Assembly #7](#)



LISTENING TO THE VOICE OF A GHOST  
IN AN EMPTY KETTLE

SOIREES OF MYSTERY

SELF DECAPITATION

## THE DAVID P. ABBOTT HOUSE PROJECT

### Overview

In partnership with Teller (of Penn and Teller fame), The Omaha Magical Society (a 501C3 corporation) creates a tribute to Omaha's David P. Abbott, his wife, Fannie, and their magical inventiveness.

Already featured by Omaha Home magazine in their January-February 2025 edition, the restoration process is well underway.

Visits to the house are limited to small groups by appointment only.

*David Abbott  
Video*



*Monthly Newsletter  
Updates*








## SPONSORSHIP LEVELS

### Phase One: Purchase Of The House (\$387,000) COMPLETED

### Phase Two: On-Going Maintenance Costs (\$60,000)

Twelve people are invited to contribute \$2500 per year for a two-year period to underwrite the house maintenance costs during its refurbishing. As a thank you for their willingness to contribute, each donor may use the house several times each year for private functions at no cost as well as enjoying several featured magicians appearing at the house for members only. Only two membership spots remain.

### Phase Three: Refurbishing Costs



#### Silver Level

This 300 page 8 1/2"x 11" softcover book with 200+ photos -focusing on the heritage of this house will be sent (CONUS postage paid) to those who contribute at least \$135 to the refurbishing of the historic David P. Abbott House of Mystery.

#### Gold Level

The following rooms in the house are available for the sponsoring of their refurbishing and furnishing.

- Entryway (\$5,000) **COMPLETED**
- Parlor (\$12,000) **COMPLETED**
- Library (\$10,000) **COMPLETED**
- Dining Room (\$10,000) **COMPLETED**
- Abbott's Prop Room (\$3,000) **COMPLETED**
- Abbott's Laboratory/Omaha Room (\$7,000) **COMPLETED**
- Bath (\$15,000)
- Kitchen (\$20,000)

### Phase Four: Resident Property Manager's Apartment (\$100,000)

The Omaha Magical Society has issued ten \$10,000 sixty-month bonds at 4% simple interest per year. For more information or to purchase a bond, please use the QR code immediately below.







## SOME ABBOTT HOUSE UPDATES



Abbott House Update with Patrice

With thanks to [Patrice Fisher](#), a new Abbott House Update has been posted on our YouTube channel. Click here to watch: <https://youtu.be/0zVB9uKPx60>

The club's Vice-President [Steve Lindeman](#) received an email from our local Fox/CW television station (which airs the Penn & Teller Fool Us show).

They want to build us a fifteen to twenty second public service announcement to tell people about our club! They'll then air it on their station for a year!

More details to come.



**Dave Arch**  
Admin · May 6 at 7:35 PM · 🌐

Late Tuesday afternoon I took Shelley and Lexi through The Abbott House. Shelley and Lexi work for the City of Omaha Planning Department in the Historical Preservation Division. These two will now begin partnering with us in a year-long process to get The Abbott House recognized as an historic site in the Federal Historical Registry.



Exemption Application  
for Tax Exemption on Real and Personal Property by Qualifying Organizations  
Read instructions on reverse side.

FORM 451

Failure to properly complete or timely file this application will result in a denial of the exemption.

Name of Organization: Omaha Magical Society  
County Name: Douglas  
State Where Incorporated: NE  
Year: 2025

Name of Owner of Property: Omaha Magical Society  
Value of Real Property Value of Personal Property: \$ 291,005 \$ 103,931,000  
Street or Other Mailing Address of Applicant: 2161 Broadwater Drive  
Contact Name: Dave Arch  
Phone Number: 402 714-0357  
Email Address: darch@magical.org

City: Papillion  
State: NE  
Zip Code: 68046

Type of Organization (Please attach documentation of organization's formation and purpose):  
☐ Agricultural and Horticultural Society ☐ Educational ☐ Religious ☒ Charitable ☐ Cemetery

Name Title of Officers, Directors, or Partners Phone Number Email Contact  
Dave Arch Executive Director 402 714-0357 darch@magical.org  
Bob Gehring Treasurer 402 690-5146 bgehring@cox.net

Legal description of real property and general description of all depreciable tangible personal property, except licensed motor vehicles:  
Parcel: 1036310002 - See map

Property described above is used in the following exempt category (please mark the applicable boxes):  
☐ Agricultural and Horticultural Society ☐ Educational ☒ Religious ☒ Charitable ☐ Cemetery

Give a detailed description of the primary use of the property and all other uses of the property. Please attach ALL documents that would support the property for possible exemption. The burden of proof lies with the organization applying for exemption. Please attach additional pages if needed.  
David P. Abbott was a famous magician in the 1920s who lived at and performed his magic shows at his home. We will have a resident manager living there as the club preserves the history of David Abbott and his home. Teller of the Magical partnership of Penn and Teller has written a book about Abbott and has purchased the house and given it to the Omaha Magical Society to preserve and use for historical and educational purposes. <https://www.pennandteller.com/2024/07/10/penn-and-teller-of-the-magical-partnership-of-penn-and-teller/>

All organizations, except for an Agricultural and Horticultural Society, must complete the following questions:  
Is all of the property used exclusively as described above? ☒ YES ☐ NO  
Is the property used for private gain or profit to either the owner, the owner or organization making exclusive use of the property, or please individual? ☒ YES ☐ NO  
Is a portion of the property used for the sale of alcoholic beverages? ☒ YES ☐ NO  
If yes, state the number of hours per week: \_\_\_\_\_  
Is the property owned or used by an organization which discriminates in membership or employment based on race, color, or national origin? ☐ YES ☒ NO  
Under penalty of law, I declare that I have executed this exemption application and, to the best of my knowledge and belief, it is correct and complete. I also declare that I am duly authorized to sign this exemption application.

sign here: *Robert P. Gehring Jr.* Treasurer 12/12/2024  
Authorized Signature Title Date

Retain a copy for your records.

For County Assessor's Recommendation  
☒ Approved  
☐ Approval of a Portion  
☐ Denied  
COMMENTS: \_\_\_\_\_  
Signature of County Assessor: \_\_\_\_\_ Date: 2/16/2025

For County Board of Equalization Use Only  
☒ Approved  
☐ Approval of a Portion  
☐ Denied  
If the County Board's determination is different from the County Assessor's recommendation, an explanation is required.  
I declare that the best of my knowledge and belief, the determination made by the County Board of Equalization is correct pursuant to the laws of the State of Nebraska.  
Signature of County Clerk: \_\_\_\_\_ Date: 4/19/25

County Clerk: A legible copy of this form showing the final decision of the County Board of Equalization must be delivered electronically to the Nebraska Department of Revenue within seven days after the Board's decision.  
Nebraska Department of Revenue, Property Assessment Division  
401-595-1999 Fax: 402-595-1999 Business 95-125-1999 Fax: 4-0022  
Authorized by Neb. Rev. Stat. §§ 77-202.05 and 77-202.04

Property Tax Exemption Approved.



**Dave Arch**  
Admin · 22h · 🌐

Just finished an interview about The Abbott House conducted at The Abbott House for National Public Radio.

I'll let you know when it's released.





## This month's Magic Event is on **Monday**

**May 19th**  
**7:00 – 8:00 p.m.**

Cross Training Center

Or just click on this link: <https://zoom.us/j/4028718108>  
(which is the same link we use for all of our monthly meetings).

Check out our website:

<https://omahamagicclub.org>

13405 Marinda ST.  
Omaha, NE 68144

