



The Flash Paper

June 2025

“Enjoying magic...with others...for others.”

Bob Gehringer, Editor

Prez Adam's Antics



OMS Members at AbraCORNdabra.

What a month! From conventions and workshops to summer shows and exciting progress at the Abbott House, there's a lot to celebrate across the Omaha magic scene.

AbraCORNdabra:

Connection, Camaraderie, and Karaoke

This year's AbraCORNdabra convention delivered everything we love - top-notch talent, unexpected surprises, and incredible bonding time with fellow magicians. A personal highlight for me was just hanging out with the Omaha crew. We're usually so busy throughout the year that we rarely get time to just relax and jam, so the chance to do that - plus a spontaneous late-night karaoke session at the neighboring hotel bar - was unforgettable.

Our pizza party was another hit! Thanks to everyone who showed up and made it a fun, relaxed space to catch up and connect. Going with several first-time attendees also added a whole new layer of joy—it was so rewarding to

watch their faces light up as they experienced the magic of the convention for the first time.

David Fox Workshop: Sold-Out Success

On May 31st, **David Fox** hosted another one of his magic workshops. While I wasn't able to attend this round, I know it was a success because my phone blew up with calls from attendees wondering where I was! David continues to bring great energy and insight to these sessions - keep an eye out for more opportunities to learn from him in the future.

Taste of Omaha: Steve Takes the Stage

Summer magic season kicked off with a bang as **Steve Lindeman** took to the stage at Taste of Omaha! His performance was well received by a lively crowd, and it's always exciting to see one of our own bringing live magic to large public events. Great work, Steve, for helping Omaha start the summer with a bit of extra wonder.

Festival Season: Gigs and Good Vibes

I've been fortunate to stay busy performing for a wide variety of audiences this month - end-of-school celebrations, corporate festivals, city events in Fremont and Treynor, and plenty of birthday parties. Summer shows always come with high energy and great memories, and I love getting to bring magic to so many different corners of the community.

Abbott House Update: Bond Milestone Reached


And now for some big news—the Abbott House has secured 10 private bonds to help fund our continued restoration and programming efforts. This is a huge step forward, and it wouldn't have happened without the support and vision of so many dedicated members. More details to come, but for now, we're celebrating this exciting progress.



Here's to more summer shows, more magical memories, and a community that continues to grow stronger together. Stay tuned, stay connected, and stay magical!



Representing the Omaha Magical Society with pride at AbraCORNdabra - here are a couple shots of **Steven Lindeman III** and **Jeff Quinn** performing on stage and making some real magic happen. Incredible energy, great crowds, and top-notch talent!



Denny Rourke and Brian Englemann.



[Omaha Magical Society -
S.A.M. Assembly #7](#)

We're proud to share that **Trevor Groenjes**, **Jered Blake**, **Brian Englemann**, and **Denny Rourke** all represented our club beautifully in the AbraCORNdabra Close-Up Competition this weekend! Each of them performed their set six times for rotating audiences and in front of a panel of top-performing magicians, many of whom are also headlining lectures at the convention. It's an intense and high-pressure format -but our members stepped up with confidence, skill, and style.

They made Omaha proud. Great job, everyone.



Trevor Groenjes



Jered Blake



Monday Night

Magic

SPONSORED BY THE OMAHA MAGICAL SOCIETY



MYSTERY MAGIC

With the club's recent acquisition of several magic collections, we have accumulated a table of magic tricks without instructions.

We thought it might be fun to have an evening where table groups would take one of those tricks and try to reconstruct it through Googling it and brainstorming possible routines for it - ultimately presenting it to the other tables.

In addition, we will be giving several of our members an opportunity to present a routine of theirs in our featured section entitled *A Work In Progress* for feedback from the others using our club's Performance Feedback Form.

You may scan the QR code at the bottom of this poster to download a copy of that form.

SIMULTANEOUSLY BROADCAST ON ZOOM:

<https://zoom.us/j/4028718108>

MONDAY, JUNE 16, 2025 | 7-8 PM (CDT)

The Cross Training Center • 5030 N. 72nd Street • Omaha, Nebraska

No charge for attending this event.





Hello! I'm **Kimberly Isherwood**, a board member with Preserve Omaha and the newest member of the Abbott House board. I'm honored to be part of two organizations dedicated to celebrating Omaha's rich history and bringing new life to some of its most magical and meaningful spaces.

On May 15, Preserve Omaha and the Omaha Magical Society partnered for the first-ever *House That Magic Built*—and what a night it was! In celebration of National Preservation Month, over 200 guests joined us to experience two beautifully restored landmarks: the historic **Abbott House** and the newly revitalized **Latin Arts Center** (formerly the Emmy Gifford Children's Theater). Guests arrived in whimsical cocktail attire, received invisible ink stamps at the door, and enjoyed live magic, guided tours, and themed cocktails like "The Fortune Teller." The evening also featured two exciting raffles—tickets to the upcoming Penn & Teller show in Omaha, and an invitation to the Abbott House's own *Desserts & Deceptions* experience. It was a wonderful evening that blended history, illusion, and community.

This event marked the beginning of a meaningful relationship between Preserve Omaha and the Omaha Magical Society. Both organizations are committed to working together with deep respect, creativity, and a shared love for storytelling—whether through bricks and mortar or sleight of hand. We look forward to many more collaborative events in the future.

For more information about Preserve Omaha and our mission, visit www.PreserveOmaha.org.



Here is our new display booth set up by **Thomas Gray** and **Darren Kauk** and staffed by **Ruth** and **Mike Bitter**. **Jan Welch** also assisted at the theater.



Larry Brodahl performed hourly shows at the theater.



Denny Rourke was one of our walk-around performers at the theater along with **Adam Schacht** and **Steve Lindeman**

Tours of the Abbott House

With **Dave Arch**, **Patrice Fisher**, **Carl Braun**, **Darren Kauk** and **Bob Gehringer** presenting in the different areas of the house.





The Larger the Bill

"Did you know that most people can concentrate on a large bill much better than on one of smaller denomination? Sure - the larger the bill, the easier it is to picture in the mind. This makes it easy for me to read your mind. Let me show you."

This is the way I lead into an impromptu mind-reading effect I've used for a long time. It had always been presented as a puzzle, with coins, cards, or matches (originally a match stunt by **Jack Yates**). I find it to be impressive when done with bills and presented as a mind-reading feat.

Once you know the secret, it's practically self-working; it's mathematically infallible. The one problem I'll have in teaching it is the same problem you'll have in learning it, and that's the "left-right" situation.

Let me try to explain this aspect of the effect now. There will be four bills lying in a horizontal row, on the table, between you and your spectator. When you're facing him, you must count from your right to your left, in order to match his normal left-to-right counting. When I explain this, I'll talk about his left and his right. The easiest way for you to follow it would be for you to imagine that your back is turned to him. Then, your left and right will coincide with his left and right. Since your back will be turned most of the time, this will become clearer as you proceed. Got it? Okay.

After your opening patter, gather three one-dollar bills and one other large bill (the largest you can get). Try to get fairly new bills so that they can lie flat; bend them, if you have to, to straighten or flatten them.

Let the spectator place them in a horizontal row, with the ends of the bills pointing toward you and him "I want to make you concentrate on the ten-dollar bill. I'll turn my back; then I'll ask you to switch the large bill with the bill on either side of it. You have a choice: You can switch with the bill on its left or with the bill on its right. I won't know, of course, since I won't be looking. If the ten-dollar bill happens to fall on an end, then you have no choice; you'd have to switch it with the only bill beside it. But again, I won't know this.

I'll keep saying 'switch.' Each time I do, you switch that ten-dollar bill as I've just explained." At this point, turn your back to him. But you must know the position of the large bill from his left, No problem: Although it appears as if you're paying no attention to the bills, you have plenty of time to notice where it lies. Remember, now, you must know its position from his left—that's your right—before you turn.

You say "switch" exactly five times. That's the key to the effect. Never indicate that you're making him switch any specific number of times. It must appear as if you stop arbitrarily. But make sure to count to yourself. If the large bill starts at an odd position (first or third) it will always, no matter in which direction he switches, be at an even (second or fourth) position after five switches! And vice versa: If it starts at an even position, it must end up at first or third position. That's all you need to know to perform this mind-reading feat.




FIG. 187

Let's assume that the \$10 bill is lying at second position as you turn your back. (See fig. 187 for your view.) Have him switch five times. The \$10 bill is now either at first or third position. (Since your back is turned, it's easier to picture the situation; consider first and third positions from your left now.)

"At this moment, there's no way I can tell where the ten-dollar bill is [untrue!]. But if you really look at it, concentrate on it for me, I'll try to read your mind. [Pause, to concentrate.] Please remove the bill that's at your right end of the row."

You always have him take away that bill (fourth position, but never mention positions; just say "your right" or "your left") when the large bill starts at an even position. (Easy to remember: starts even, remove even.) This negates the importance of whether the \$10 bill is at first or third position. Because you now say, "I need you



really to concentrate on it for another moment. Please switch it once more”

This switch must place the \$10 bill to center! Because it was first or third, removing the fourth bill has positioned it at an end—it doesn’t matter which end. He can now only switch it with the center bill!

Now all you have to do is act as if you’re concentrating, and tell him to remove the end bill at right (or left). A bit more concentration, and tell him to remove the bill at his left (or right). All you’re doing is having him remove the two end bills.

"If I’ve read your mind, I should have been able to leave only the large bill." Say this as you turn around. "Well, you see, I told you it’s easier to concentrate on a large bill!"

That’s all there is to it. Let me give you one other example: The large bill starts at an odd position. Have him do the five switches. Tell him to remove the bill at his left end of the row (first position). Again, when the bill starts at an odd position, always have him remove this bill (starts odd, remove odd).

Tell him to switch the large bill once more, and it is now automatically the center of the three remaining bills! Take it from there.

Afterthoughts' Present this properly, and you’ll have some people believing you can really read minds!

This one warrants repetition; it gets better as you go on. But, as I’ve said before, don’t overdo a good thing. I wouldn’t do it more than three or four times, at the most.

The secret to the presentation is to do it without hesitation. You mustn’t let your thinking show. When repeating it, work at a fairly rapid pace. Remember, the large bill always ends up at center after you have him remove one bill and switch again. If you do it too often, this fact may start to register. If you do it pretty quickly (the ending, that is), up to three or four times, it shouldn’t register.

From **Harry Lorayne’s** *The Magic Book* - used with permission.




Abbott House BONDS



We believe based on our best construction estimates we have now sold all the bonds we need to complete construction.

WOW! Thank you for stepping up to complete the Phase Four Financing on The Abbott House Residential Manager’s Apartment in only 22 days! That’s an unbelievable rate of a bond being purchased about every two days in May!

Time to celebrate! Thank you




David Michael Fox | The Midwest Mentalist

Phone: 402.209.0641 | info@midwestmentalist.com
www.midwestmentalist.com

On the 31st of May, **David Fox** gave his Mentalism Workshop at the David P. Abbott House. This 3-hour lecture and workshop was packed with basic and intermediate mentalism. David started off with a 30-minute show with 6 effects. He started with two individuals thinking of playing cards and used muscle reading to divine the cards. Next, he broke up the deck, giving a third to three different people, had them memorize a card from those packs and then proceeded to tell them what cards they were thinking. David rounded out the card routines by making an audience member read the mind of someone else through the use of a poker chip. The spectator eliminated cards until only one remained which ended being the other spectators chosen card. To top off the routine there was a nice surprise kicker ending. David then turned to reading several people's minds for the second half of his stand-up set. Pulling thought of celebrities, random places, star signs, and made-up drawings out of the audience's minds.

After explaining all of the effects performed during the opening set, there was a short intermission taken by all. Coming back to the table the second half of the workshop started. The second half was a talk and demonstration of different billet techniques along with a bit of history of billets. David demonstrated several versions of billet center tears, steals, peeks, and switches. He went over various ways each move can be used to construct unique and original mind reading routines. To finish off the workshop several popular mentalism gimmicks were shown and demonstrated. Overall, a very successful and insightful workshop and likely the first time anyone has done mindreading and billet work in the Abbott House routines since **David P. Abbott** himself.





A full Up-coming summer schedule of complimentary Abbott House Magic classes!

Next class down at The Abbott House is a Card Magic Class with **Jered Blake** on Thursday, June 26th from 6-8 PM - focusing on multiple card selection. Contact him at jered.incredible@gmail.com



Ryan Chandler then teaches a July class on what reportedly is the oldest trick in magic THE CUPS AND BALLS with every student who doesn't have their own set of props receiving the gift of a basic set of Cups and Balls to follow along with Ryan. Those interested will pick a day and time with Ryan. Please contact Ryan at oldmarketmagician@gmail.com to indicate your interest or ask any questions that might come to mind.

THANK YOU, David Fox, **Jered Blake**, and **Ryan Chandler**,
for your willingness to share your expertise over the upcoming summer months.



This month's Magic Event is on **Monday**

June 16th
7:00 – 8:00 p.m.

Cross Training Center

Or just click on this link:

<https://zoom.us/j/4028718108> (which is the same link
we use for all of our monthly meetings).

2025 OMS Officers

President - Adam Schacht schacht2222@gmail.com
Vice President - Steve Lindeman amazinglindy@gmail.com
Treasurer - Bob Gehringer gehringerr@cox.net
Secretary - Patrice Fisher patricekfisher@yahoo.com
Executive Director - Dave Arch samassembly7@gmail.com

Check out our website:

<https://omahamagicclub.org>

13405 Marinda ST.
Omaha, NE 68144

