

What size Ribbon Curtain do I need?


How to measure your doorway or window for a Wild Hops Ribbon Curtain

Download from:
[Wildhops.co.uk/helpful-guides](https://wildhops.co.uk/helpful-guides)





What size Ribbon Curtain do I need? How to measure your doorway for a Velcro curtain



1

Measure the width of your doorway ensuring at least a couple of extra centimeters either side to prevent gapping

2

Measure the length of your doorway from the frame above the door to the base of the doorway. Make sure you leave a couple of centimeters clear at the bottom to avoid ribbons trailing on the floor


3

This is where the Velcro will sit. The Velcro is 2cm deep. Measure from the bottom of where the Velcro will sit – the total length of your curtain will be the length you order plus 2cm for the Velcro.



What size Ribbon Curtain do I need?

How to measure your doorway for a curtain hung with ribbon loops



1

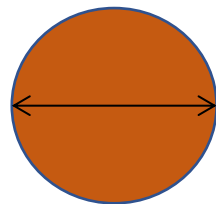
Measure the width of your doorway ensuring at least a couple of extra centimeters either side to prevent gapping

2

Measure the height of your doorway from the base of the pole above the door (3) to the base of the doorway. Make sure you leave a couple of centimeters clear at the bottom to avoid ribbons trailing on the floor

3

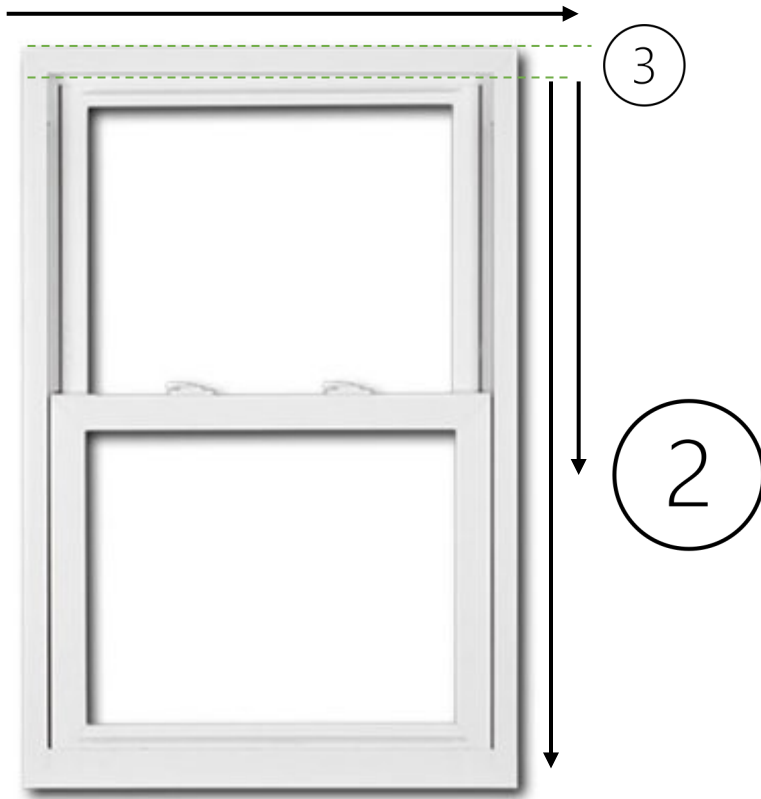
This is where the curtain pole will sit. Unless you request otherwise, the total length of your curtain will be the length you order plus the length of the ribbon loops



Size of ribbon loops: Standard ribbon loops fit a 4cm diameter pole – if your pole is significantly larger or smaller, measure the diameter of the pole and we can size the loops accordingly or let me know what length of loops you need.



What size Ribbon Curtain do I need? How to measure your window for a curtain hung with Velcro.



1

Measure the width of your window ensuring at least a couple of extra centimeters either side to prevent gapping

2

Measure the length of your window from the base of the Velcro above the window (3) to the point at which you want the ribbons to finish (this maybe just above the windowsill or a few centimeters below the opening of the window etc.)

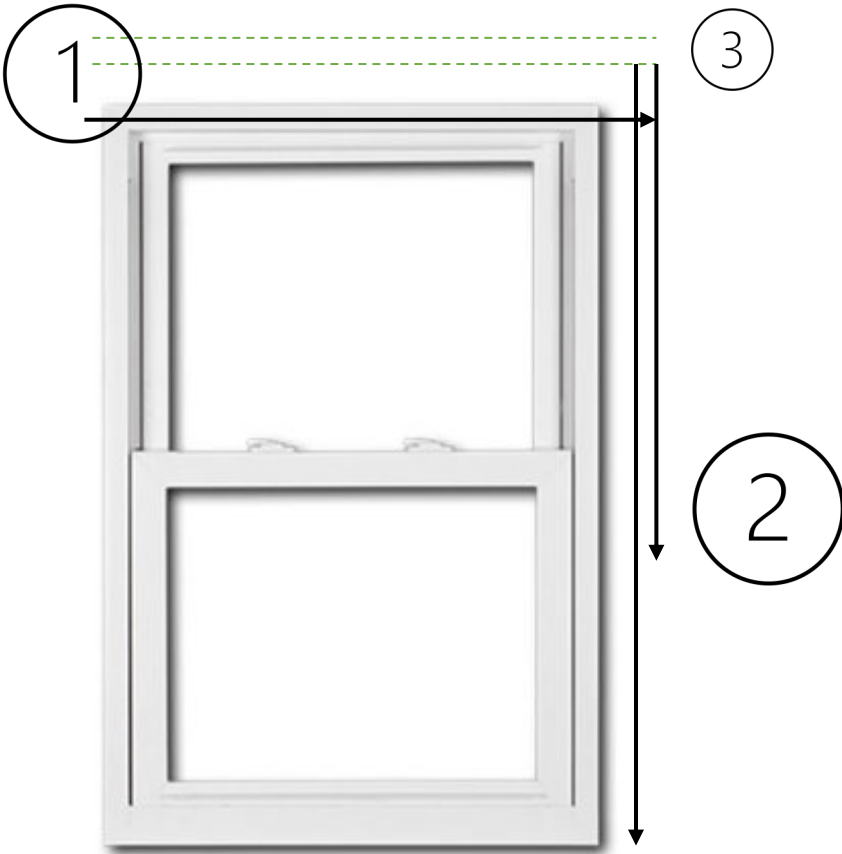
3

This is where the Velcro will sit, the Velcro is 2 cm wide. Measure from the base of the Velcro to the point you want the ribbons to finish.
The total length of your curtain will be the length you order plus 2cm for the Velcro.



What size Ribbon Curtain do I need?

How to measure your window for a curtain hung with ribbon loops



1

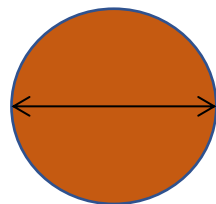
Measure the width of your window ensuring at least a couple of extra centimeters either side to prevent gapping

2

Measure the height of your window from the base of the pole above the window (3) to the point at which you want the ribbons to finish (this maybe just above the windowsill or a few centimeters below the opening of the window etc.)

3

This is where the curtain pole will sit. Measure from the base of the pole to the point you want your curtain to finish. The length of your ribbon curtain will be the length you order plus the length of the loops



Size of ribbon loops: Standard ribbon loops fit a 4cm diameter pole – if your pole is significantly larger or smaller, measure the diameter of the pole and we can size the loops accordingly or let me know the length of loop required