



# Full List Of Stationery Products

Here are some of the most popular products and sizes.  
Custom products and sizes are available.

## Flat Cards



3.5 x 4.875 (A1)



4.25 x 5.5 (A2)



4.625 x 6.25 (A6)



5 x 7 (A7)



5.25 x 7.875 (A8)



5.5 x 8.5 (A9)



5.75 x 9.25 (A10)



5.125 x 7.25 (R1)



4.8125 x 6.8125 (R4)



4.5625 x 6.5625 (R5)



3.5 x 5.5 (R6)



3.5 x 6.125 (R7)



1.75 x 3 (R8)



2 x 3.25 (R9)



5.5 x 5.5 (S1)



7 x 7 (S2)



3.875 x 9.25 (#10)

## Folded Cards




3.5 x 4.875 (A1)  
4.25 x 5.5 (A2)



4.625 x 6.25 (A6)  
5 x 7 (A7)



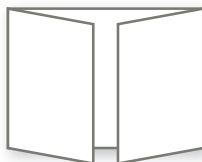
5.125 x 7.25 (R1)  
5.5 x 5.5 (S1)



Seal 'n Send  
4 x 5.625



Gate Fold (V)  
5 x 7



Gate Fold (H)  
7 x 5



Trifold  
5 x 7



Z fold  
5 x 7



# Full List Of Stationery Products

Here are some of the most popular products and sizes.  
Custom products and sizes are available.

## Paper Goodies



Beverage Napkin  
4.75 x 4.75



Luncheon Napkin  
6.5 x 6.5




Square Coaster  
4 x 4



Circle Coaster  
4



Pockets  
5.25 x 7.375



Treat Bag  
5 3/4 x 8



Backer (R4)  
4.8125 x 6.8125



Backer (R9)  
3.25 x 2



Magnet  
3.5 x 4.875 (A1)




Magnet  
4.25 x 5.5 (A2)




Magnet  
5 x 7 (A7)



Magnet  
3.5 x 2



Art Print  
8 x 10



Art Print  
11 x 14




Tag  
2 x 3.5



Square Tag  
2.25 x 2.25



Square Seal  
2 x 2



Envelope Liners



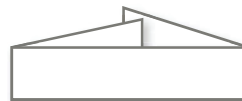
Place Card  
4.375 x 2.25



Place Card  
4.25 x 5.5 (A2)




Favor Box  
2 x 2 x 2



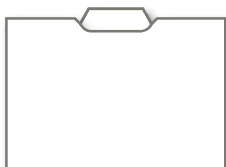
Belly Bands



Business Cards  
3.5 x 2



Notebooks  
5.25 x 8



File Folders  
11.75 x 18.25



# Thermography Colors

Once your stationery is printed, resin is sprinkled on the wet ink and exposed to heat. The resin and ink fuse together, raises the lettering.



**BERRY** | PMS 216



**GINGER** | PMS 159



**SAGE** | PMS 556



**SKY** | PMS 283



**VIOLET** | PMS 267



**CLARET** | PMS 7427



**GOLD** | PMS 465



**EMERALD** | PMS 3278



**PERIWINKLE** | PMS 535



**GREY** | PMS 429



**RED** | PMS 185



**MARIGOLD** | PMS 123



**TEAL** | PMS 327



**NAVY** | PMS Reflex Blue



**SILVER** | PMS 877



**FUCHSIA** | PMS 219



**GRANNY APPLE** | PMS 583



**LAGOON** | PMS 563



**MIDNIGHT** | PMS 289



**SLATE** | PMS 431



**PINK** | PMS 189



**OLIVE** | PMS 582



**MARINE** | PMS 3135



**RAISIN** | PMS 7448



**BLACK** | PMS Black



**ROSEWOOD** | PMS 507



**HUNTER** | PMS 342



**AQUA** | PMS 319



**PASSION** | PMS 667



**MOCHA** | PMS 161



**CORAL** | PMS 177



**GREEN** | PMS 347



**BLUE** | PMS 300



**LAVENDER** | PMS 270



**COPPER** | PMS 876



**MANGO** | PMS 157



**TAUPE** | PMS 728



# Letterpress Colors

Your digital design is sent to film as a negative and then exposed to a plate, which is pressed onto thick cotton paper, creating an indented impression.



**BERRY** | PMS 216



**GINGER** | PMS 159



**SAGE** | PMS 556



**SKY** | PMS 283



**VIOLET** | PMS 267



**CLARET** | PMS 7427



**GOLD** | PMS 465



**EMERALD** | PMS 3278



**PERIWINKLE** | PMS 535



**GREY** | PMS 429



**RED** | PMS 185



**MARIGOLD** | PMS 123



**TEAL** | PMS 327



**NAVY** | PMS Reflex Blue



**SILVER** | PMS 877



**FUCHSIA** | PMS 219



**GRANNY APPLE** | PMS 583



**LAGOON** | PMS 563



**MIDNIGHT** | PMS 289



**SLATE** | PMS 431



**PINK** | PMS 189



**OLIVE** | PMS 582



**MARINE** | PMS 3135



**RAISIN** | PMS 7448



**BLACK** | PMS Black



**ROSEWOOD** | PMS 507



**HUNTER** | PMS 342



**AQUA** | PMS 319



**PASSION** | PMS 667



**MOCHA** | PMS 161



**CORAL** | PMS 177



**GREEN** | PMS 347



**BLUE** | PMS 300



**LAVENDER** | PMS 270



**COPPER** | PMS 876



**MANGO** | PMS 157



**TAUPE** | PMS 728



# Foil Stamping Colors

A heated die is stamped onto foil, which adheres to the surface of the paper and leaves your incredible design behind.



**WINE** | Coordinating PMS 208



**HUNTER** | Coordinating PMS 342



**VIOLET** | Coordinating PMS 267



**RED** | Coordinating PMS 185



**TEAL** | Coordinating PMS 327



**PASSION** | Coordinating PMS 667



**PINK** | Coordinating PMS 189



**SAGE** | Coordinating PMS 556



**GOLD** | Coordinating PMS 465



**ROSE GOLD** | Coordinating PMS 7605



**ROYAL** | Coordinating PMS 288



**SILVER** | Coordinating PMS 429



**COPPER** | Coordinating PMS 876



**BLUE** | Coordinating PMS 300



**BLACK MATTE** | Coordinating PMS Black



**GOLD GLITTER** | Coordinating PMS 465



**SILVER GLITTER** | Coordinating PMS 429



**ECRU MATTE** | Coordinating PMS 7401



**WHITE MATTE** | Coordinating PMS White



# Envelope Guide

Various sizes, flaps, and printing techniques.

A1	3 <sup>5</sup> / <sub>8</sub> " x 5 <sup>1</sup> / <sub>8</sub> "	A10	6 <sup>1</sup> / <sub>4</sub> " x 9 <sup>3</sup> / <sub>4</sub> "
A2	4 <sup>3</sup> / <sub>8</sub> " x 5 <sup>3</sup> / <sub>4</sub> "	R1	5 <sup>7</sup> / <sub>16</sub> " x 7 <sup>7</sup> / <sub>8</sub> "
A6	4 <sup>3</sup> / <sub>4</sub> " x 6 <sup>1</sup> / <sub>2</sub> "	R2	6" x 8 <sup>1</sup> / <sub>4</sub> "
A7	5 <sup>1</sup> / <sub>4</sub> " x 7 <sup>1</sup> / <sub>4</sub> "	S1	6" x 6"
A8	5 <sup>3</sup> / <sub>4</sub> " x 8 <sup>3</sup> / <sub>8</sub> "	S2	7 <sup>1</sup> / <sub>2</sub> " x 7 <sup>1</sup> / <sub>2</sub> "
A9	6" x 9"		

	A1	A2	A6	A7	A8	A9	A10	R1	R2	S1	S2
Standard Flap	X	X	X	X	X	X	X	X	X		X
Square Flap	X	X		X						X	
Euro Flap	X	X		X							
Digital Print	X	X	X	X	X	X	X	X	X	X	X
Foil Stamping		X		X	X	X	X	X	X		X
Letterpress				X			X	X			X
Offset Printing	X	X	X	X	X	X	X	X	X	X	X
White Ink Printing	X			X							
White Ink	X	X	X	X	X	X	X	X	X	X	X
Ecru Ink	X	X	X	X	X	X	X	X	X	X	X
Full Color Ink	X	X	X	X				X		X	
Liners	X	X	X	X	X	X	X	X		X	
Prelined			X								
Variable Printing	X	X	X	X	X	X	X			X	X



# Processes & Pairings

Some processes may be paired to perfectly achieve your desired vibe.

**D**  
DIGITAL

Our state-of-the-art digital presses print vibrant, full-color artwork and can be paired with several print processes.



**LC**  
LASER CUTTING

A focused beam of light cuts beautifully intricate designs into paper. The laser's precise movements are controlled by a computer for flawless design.



**L**  
LETTERPRESS

A digital design is sent to film as a negative and then exposed to a plate, which is pressed onto thick cotton paper.



**W**  
WHITE INK

White Ink Printing uses white toner instead of your run-of-the-mill white ink, so you can get the vibrant white print you crave.



**F**  
FOIL STAMPING

A heated die is stamped onto foil, which adheres to the surface of the paper and leaves your incredible design behind.



**EF**  
ENHANCED RAISED FOIL

A specialty print process that adds raised foil to the printing and can be featured on one or both sides of the printed piece!



**T**  
THERMOGRAPHY

When a piece of stationery is printed, resin is sprinkled on the wet ink and exposed to heat. The resin and ink fuse together, raising the lettering.



**UV**  
UV PRINTING

Printing on clear stocks requires a special process called UV Printing, a form of digital printing that uses ultra-violet lights to dry or cure ink as it is printed.

**DC**  
DIE CUTTING

A steel blade is used to punch out unique shapes, cuts and frames.





# Standard Card Sizes

While any size is available, here are some standard sizes for flat or folded cards. (folded size is after folding)

**A10** = 5.75 x 9.25 (Flat)

**A9** = 5.5 x 8.5 (Flat)

**A8** = 5.25 x 7.875 (Flat)

**A7** = 5 x 7 (Flat + Folded)

**A6** = 4.625 X 6.25 (Flat + Folded)

**A2** = 4.25 x 5.5 (Flat + Folded)

**A1** = 3.5 x 4.875 (Flat + Folded)

