

The Perfin Society Bulletin

THE SOCIETY'S OFFICERS

PRESIDENT	J. Nelson
SECRETARY	J. M. Rucklidge
TREASURER	
LIBRARIAN	E. G. Longbottom
BULLETIN ED.	F. S Tully
CATALOGUE ED	T. A. Edwards
AUCTIONEER	H. Skinner
PACKET SUPT.	D. N. Scott
PUBLICATIONS	D. Higgs

BULLETIN No:- 230

Subscription £4 per annum

<u>CONTENTS</u>	<u>PAGE</u>
Editorial.	2
Typing the Bulletin.	2
The Edwards Illustrated Catalogue of GB.	2
Members Interests.	3
South Eastern and Chatham Railway Perfins.	4
Fake Perfins.	5
Coil Perfins of Great Britain (Part 1).	6-11
G.W.R. Perfins at Didcot.	12
Spanish Perfins.	12
New G.B. Official.	12
Members Query.	12
Polish Perfins in Great Britain.	13
Help! An unusual request.	13
London Meeting 1987.	14
Membership Changes.	14
Subscriptions.	14
Rhodesia Dated Punch Cancels.	15
An Unusual Security Perfin.	15
PRICES REALISED - AUCTION No. 2 (1987)	16

Tomkins Catalogue Pages: 4
AUCTION No. 4 (1987) Pages 6.

EDITORIAL

I am most grateful for the items of 'copy' that have been received. There are one or two very long ones which will have to be divided up between editions, please carry on sending more material, also, a reminder that you will be made welcome at the London Meeting.

TYPING THE BULLETIN

by Bob Putman.

There are problems which arise when typing the Society Bulletin.

One of course is legibility. Another one is that in a Society such as ours the members are widely separated and in the event of a query or doubt arising with the received copy, contacting the originator means that an amount of time is added to the production process.

Punctuation can cause problems. I had an example wherein what appeared to be a comma could have been a mark where the pen touched the paper. Unfortunately, it made quite a difference to the sense of the paragraph, according to its insertion or deletion.

With tabulated material the dominant factor is the width of page. This can sometimes cause quite a bit of head-scratching. I use A4 size paper and have to allow about an inch margin on each side which does impose some limitations. (It is sometimes necessary to exceed these limits).

With identities, it is essential to show whether letters are raised or not, such as Co or C^o, Ld or L^d, plus details such as dots below letters (C^o.) Length of page is no problem, as a full page of manuscript will normally only occupy half a page at the most when typed.

In view of the above, I would be grateful if members submitting material for the Bulletin take into consideration the points mentioned above. Once again I repeat the overall problem is time involved.

I do hope the above will not cause offence to members and is not taken as an example of 'nit-picking'.

EDWARDS ILLUSTRATED CATALOGUE OF G.B. by Michael Rucklidge


The "H" section of the catalogue is now available and costs £2.60 (home), £2.80 (foreign) and £4.20 (airmail). This section and those already completed are available from me at the address on Page 1.

MEMBERS INTERESTS

by Bob Putman

As I once told the Secretary, I have actually got much more on my plate than most people. This must sound somewhat bigheaded but in truth I have many hobbies, with much work to be done on the house in due course also. However, these other matters do not contain much to do with perfins so I will stick to the subject. I am a stamp collector and have been collecting for some thirty years. My main interest was the King George V 1d 'Heads' of Australia, followed by Australia general, then G.B. In my ignorance I also collected the world, so I now have a huge collection which includes about everything. I shall be disposing of most of it but this will I think take a very long time. I have also always collected everything postal so understandably I have a collection of perfins. So I became interested and eventually joined the Society. That was when my 'troubles' began. For one thing I knew nothing about different die details and so on, though of course I kept identical letters of obvious different sizes. My collection is arranged under the letters of the alphabet and I have until now kept all different values and issues coming into my possession. Until a year ago I had a bag of duplicates numbering I should think several thousand but the task of re-examining them in detail would possibly have taken years, amongst other things. About a year ago I gave these to an acquaintance who was interested in perfins and had started a collection in addition to which he was wanting to join the Society. I gave them to him to give him something to start with. (Incidentally we are still friends). However, the state of my collection means that I am unable to do any constructive work from a society point of view, so the job of typist gives me much pleasure in enabling me to do something to help. I started to write up my collection about a week ago and am still only half way through sorting out the 'A's, so it looks like being a long job. I have adopted Michael Rucklidge's idea of keeping two copies only of a particular perfin - the earliest and latest.

Finally on going through the collection I have come across the design illustrated here. I have no information about it and cannot even remember where I originally obtained it from. It seems to be a 'sitting horse', but I thought it may be of some interest




SOUTH EASTERN AND CHATHAM RAILWAY PERFINs

by Catalogue Editor.


This Railway Company was sanctioned by Parliament on 5th August 1899 as the South Eastern and Chatham and Dover Railways. In June 1900 the "and Dover" was dropped from the title.

A number of dies SE/CR are known similar to the one numbered S2430. However further dies SE/CR/BA are known which are as yet unidentified. All examples I have are dated either late in 1899 or in 1900 and all are postmarked either London SE or Blackheath. This suggests that the user was South Eastern and Chatham Railway. Can anyone guess what the 'BA' stands for ?


The dies SE/CR/BF, numbered S2450, may also belong to this user. Can any member provide postmarks or dates for this die? Also what could BF stand for?




S.2430




S.2440.01



S.2440.02



S.2450.01



S.2450.02

FAKE PERFIN

by the Catalogue Editor.

Of late there has been considerable talk about fake perfins, so I thought that as Catalogue Editor it was my place to assure members that they are few and far between and to give some hints as to how to identify them.

I define fakes as stamps, mint or used, which have been perfined other than in the normal course of events. Some have been perfined using reproductions of the original perfin die and some have been perfined with the original die in unauthorised hands.

In avoiding them the collector's first line of defence is the value of the unperfined stamp. In practically every case the unperfined stamp is considerably more valuable than the perfined one so it is not reasonable to manufacture fakes, and collectors can purchase perfins in this class safely. In some cases however the perfins command a premium so we must beware. Examples of the latter case occur in "Officials" which are sought after by collectors and consequently worth faking. The Board of Trade "crown over B. T" and the Canadian five-hole OH/MS are cases in point. Also take care in buying common stamps which are unusual in the perfined state, i.e. recent GB commemoratives and very high face value issues.

If a stamp is of one of the suspect types as indicated above how can the fake be separated from the genuine? On used examples the postmark may help. Is it of the correct type and date? Is it from a reasonable location? The stamp may be datable and if so was the user in existence and using perfins? The physical condition may help. The perfin pin lifts the edge of the hole at the back and often leaves the punched paper attached or torn edges standing proud. (Look at a perfined mint stamp from the back of the perfin with a magnifying glass to see what I mean). When the stamp is stuck down and floated off the condition changes (look at known genuine used items). The faked used item, perfined after use, shows the characteristics of a mint perfin - reject it.

There are very few fakes about so do not worry, but if you do find one send it back to the seller (who may have obtained it innocently from elsewhere). If you are in doubt about an item send it to an experienced collector for an opinion.

MEMBERS REQUEST

Member Roy Everett would like to contact:-

A. S. Barlleson, W. J. Pieterse Jnr., and J. R. D. Ferreira

regarding the Portuguese Catalogue. These collectors or anyone knowing of them should contact him

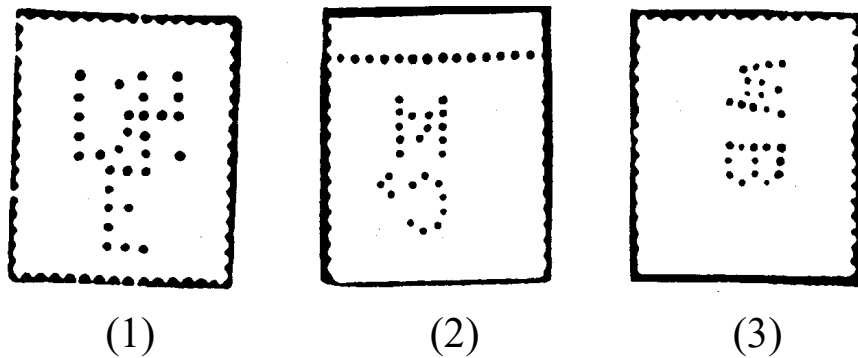
Part 1

The first recorded use of perfinned coil stamps occurred in 1910 the British post office was in discussion with British Electric Automatic Machines who wished to introduce the BEAM/POKO machine into the United Kingdom. Details of the discussion presumably focused on the supply of suitable coils of stamps for the machines as permission to perfin stamps was not required. A trial was taken using testing labels perf 16 x 14 with a design depicting the head of T R Harrison above the inscription "HARRISON & SONS / PRINTERS LONDON W.C".

The trials were perfinned DH/E in rather large letters (see Figure 1). The perfin probably belonged to the firm DH Evans, a large London Departmental Store, which was listed as a customer of British Electric Automatic Machines Ltd., and which used similar perfins. It would seem that the trials were successful as there is record of these perfins on postage stamps.

There is evidence of other types of machine in use in this country in the years following these trials and stamps are known from the issues current in 1912 with distinct signs of machine cut perforations. The earliest noted to date is the perfin WB on a George V 1d (Scott 152) which is illustrated as figure 2.

A very badly miscut item (see Figure 3) on a George V 2d (Scott 162) shows that these stamps came from a vertical format coil and a number of less badly aligned stamps confirm this. This item shows the three impaling pins of the 'FIXO' machine.




Continued/


The FIXO machine patent is dated 1912 but it is known used to affix stamps of Edward VII so it is in these issues that even earlier coil perfins should be sought. The perfin HW/Ltd is common with cut perforations and examples are known with characteristic miss-cut edges on both vertical and horizontal edges (see Figure 4). However this perfin is also well known without cut edges and it may be that the users did not employ a coil fixing machine, but some sort of mechanical cutter to separate sheet stamps before hand fixing. These items date from 1903

Another characteristic group from this period which have cut perforations are perfins with large letters and large holes (see Figure 5). These seem to date from about 1905. A list of perfins on Edward VII stamps with misaligned cut edges is given below at the end of this article, but most if not all of these will be the result of the use of mechanical cutters to separate sheets rather than from the use of affixing machines with unofficial coils.


It is in the next reign that post office coils were first produced and we can be more certain that clipped edges indicate coil stamps. In 1912 rolls of stamps were available for use at post offices in automatic vending machines but they were also available to the general public on request. Originally the coils were made up by separating normal sheets and joining the strips, but in 1913 stamps were produced specially for coils. These were made by reel printing on continuous rolls of paper and were perforated with a five row comb perforating machine before being separated into vertical format rolls.



(4)



(5)




(6)


Continued/

The first roll stamps were the Multiple Script Cypher watermarked ½d and 1d issues of George V (die III) control C13 which were issued as coils in August 1913 (Die II with this watermark was issued in sheets the previous year). In March 1915 a better quality "currency paper" was introduced for coil production which produced sideways watermarked stamps. These coils were for sideways format vending Machines, but a number of examples are known perfinned.


Early sideways watermarked stamps must come from coils so we should look at this group. Two quite distinct perfin formats appear on sideways watermark coil stamps. The first is upright in the form X/X/X (although X/X and X are known). Stamps from this group show curved separation cuts characteristic of the Multipost Affixing machine so were probably associated with it in some way if not actually produced by it. They appear in the George V typographed period which co-insides with the known date of introduction of this machine. Some strips are known which show that the perfin is irregularly spaced on the roll which lends weight to the theory that the stamps were perfinned prior to use in the machine rather than by the machine as has been previously suggested. Examples are shown below as figures 7 to 9.



(7)




(8)




(9)

Continued/


The second group with sideways watermark are perfined sideways, usually with XXX format, but the single letter 'C' is probably one of this group as are those with 'Co' in place of the last letter. These first appear later than the previous group on George V photogravure issues and may be from another machine or from a different perfin machine used in conjunction with the same affixing machine. Typical examples are illustrated below as figures 10 to 14.




(10)




(11)



(12)



(13)




(14)


Both post office and unofficial coils were made up at times from sheets of stamps so upright watermarked stamps can originate from sideways feeding coils on Multipost or similar machines. Indeed stamps with upright watermarks and dipped edges suggesting sideways feed machines are known. These have the typical format perfins as found on sideways watermarked stamps. They often show the typical curved separation cuts.

Continued/


A further group of perfin types are known on vertical watermark stamps which, from the evidence of misaligned cutters, appear to be from vertically fed coils. These are not unlike standard POKO designs, but the perfins are smaller with Sloper like letters and the format XXX appears sometimes. These appear to originate from yet another type of perfin machine used in conjunction with an affixing machine. Typical examples are illustrated as figures 17 to 20.




(17)



(18)




(19)



(20)

Continued/

Not all perfins of the X/X/X format are from coils however as S/T/C (Fig. 15) is known on a block of four and a large format high face value, but most are. Perhaps this type of perfin machine was sold with the affixing machine but some times used without it.



(15)

Vertical watermarked vertically fed coil stamps from the FIXO machine must not be confused with vertically watermarked sideways fed items from the Multipost machine. The example illustrated as Figure 2 is a typical FIXO design and is so identified by its three impaling pin marks. Not all examples show these marks however and when they are not noticeable items must be identified by misaligned separation cuts and typical perfin design. An interesting example probably from this machine is B/D/H which is known used both postally and fiscally showing misaligned cutters. See Figure 16.



(16)

(To be continued in the next Edition.)

G.W.R. PERFINS AT DIDCOT

by David Scott

I have been informed by a Mr. R. K. Bird that some years ago he donated a large amount of G.W.R. material to the Great Western Trust at Didcot, which included a large number of G.W.R. Perfins mounted on cards with Die numbers, and with many values of all reigns from QV to QEII.

These perfins can be seen by arrangement with Mr. Gray, the Curator of the Small Relics Museum, or his deputy, Mr. Raneer, asking to see Folder No. 5.

There is also a large number of Newspaper stamps - not perfinned that might be of interest.

SPANISH PERFINS

by Roy Everett

"Catalogue of Spanish Perfins - 1987 Edition".

Features:- 21 A4 pages; 405 Illustrations; 210 Identities; 15 User locations only; added section on Caja Postal de Ahorros stamps bearing perfins.

Price - U.K. £5.30 (inc. P/P): Overseas £6.30 (inc. p/p Airmail).

Contact R. Everett

NEW GB OFFICIAL – AGENT GENERAL FOR VICTORIA

by David Andersen

The Agent General for Victoria (Australia) used GB stamps in Great Britain perfinned with die V0710 (V.G.). The current Chief Administration Officer suggests that these were sent to the Premiers Department in Victoria for perfinning. I can only report usage on SG 461, 1½d KGVI Coronation issue.

Any further information would be welcome. Please pass it to the Catalogue Editor

MEMBERS QUERIES

Mike Bavin has a statement from the Hope St., Branch of the Royal Bank of Scotland which is perfinned through two sheets with J.W. 8,17,7½. He asks if other members have seen similar use of the user, possibly a firm of brokers in Glasgow.

POLISH PERFINS IN GREAT BRITAIN

The u/m Handbooks have been received and will be placed in our library.

a) The Handbook of Polish Perfins in G. Britain 1980-85

ISBN 0 906807 01 8

b) Polish Perfins in Great Britain: Vol. 1. : ISBN 0 906807 02 6

c) “ “ “ “ “ : Vol. 2. : ISBN 0 906807 03 4

d) “ “ “ “ “ : Vol. 3. : ISBN 0 906807 04 2

e) “ “ “ “ “ : Vol. 4. : ISBN 0 906807 05 0

f) “ “ “ “ “ : Vol. 5. : ISBN 0 906807 06 9

All have been compiled by Mr. W. Z. J. Nowicki and it is understood that further Volumes will become available.

The Publishers are COPERNICANA LTD., 40 Ansell Road, London, SW17 7LS. (TEL 01-672-9086).

Order Forms and prices may be obtained from the above-mentioned address.

Editor: As it is possible that our Perfin Society Members may wish to "make quotes" from the above handbooks, our Secretary will be holding permission for Members of the Perfin Society in Great Britain to reproduce any information in the Handbooks published by Copernicana Ltd on the Perfins - in the following Handbooks - The Handbook of Polish Perfins in G. Britain 1980-85, and Polish Perfins in Great Britain Vols. 1-2-3-4-5.

Please kindly mention in your articles full details of the Title of a Book and ISBN No.

HELP! AN UNUSUAL REQUEST

Member Ron Brown has written to ask if there are other members who would be willing to pass on any ideas of help they use in their hobbies, or generally, to make things easier for themselves. Some of us are not as fit as others, but have found some simple apparatus or carried out some idea which does help.

Besides his Perfin interests of Railways and Shipping, he is a member of an Arthritis Care Group who are compiling a booklet of aids which sufferers have found to help them. If you do use something, or have any ideas you would like to pass on, please contact him direct

SUBSCRIPTIONS

J. M. Rucklidge.

Our financial year ends on Aug. 31, so subscriptions are due Sept. 1.
PLEASE pay promptly. Rates are:-

Home	£4.00
Overseas surface mail	£6.00
Overseas airmail	£7.00

The London meeting will be on Saturday November 14th.

Time: 1 p.m. to 5 p.m.

Place: Baden-Powell House, Queen's Gate, London.

MEMBERSHIP CHANGES

J. M. Rucklidge.

New members

VICARY K.

BARNES T.

Reinstatements

PARNALL MRS COX

RHODESIA DATED PUNCH CANCELS

by Robert Schwerdt

I have been fascinated by the dated punch cancels of Rhodesia and Southern Rhodesia. I am attempting to get as many examples as possible to develop a weekly or monthly "calendar".

I have discovered certain peculiarities. This note is a plea for help to anyone in The Perfin Society who has made a study of these stamps and knows something about their punch apparatus. Such questions as -

- a) how many different private or governmental agencies used the dated punch ?
- b) what types of machines were in use that permitted the daily change of date ?
- c) why are these sometimes two-tiered as well as three-tiered dates ?

Because of my modest collection, I should like to add additional material through exchange or purchase.

My Membership No. in The Perfin Society is 197 and in The Perfins Club is 505, and address is R. J. Schwerdt


AN UNUSUAL SECURITY PERFIN

by Roy Everett

Perfin illustrated below appeared on the fly-leaf of a book borrowed through the Library Service, the book being out of print and therefore requested from the British Library.

The book was accepted into the Metropolitan Joint Fiction Reserve, Islington on 31.3.65.

Since the first sighting I have now seen this perfin in another book and it appears to be a perfin used by a branch of the British Library Fiction Reserve sections on books within specific book repositories.



PRICES REALISED - AUCTION No. 2 (1987)

GRAND TOTAL £591.65

<u>LOT No.</u>	<u>REAL'D</u>	<u>LOT No.</u>	<u>REAL'D</u>	<u>LOT No.</u>	<u>REAL'D.</u>
1	u/s.	55	2.20	108	7.90
2	u/s.	56	3.30	109	1.50
3	u/s.	57	3.40	110	2.20
4	8.10	58	10.00	111	u/s.
5	7.50	59	2.20	112	0.50
6	7.80	60	1.40	113	3.20
7	5.50	61	1.10	114	3.20
a	8.00	62	3.20	115	3.20
9	2.00	63	4.20	116	5.60
10	11.00	64	9.50	117	2.90
11	3.00	65	1.40	118	0.45
12	u/s.	66	5.50	119	1.90
13	2.70	67	2.20	120	1.20
14	3.60	68	4.70	121	3.80
15	4.20	69	2.00	122	2.70
16	u/s.	70	2.00	123	2.70
17	5.50	71	3.20	124	2.80
18	6.25	72	1.40	125	1.70
19	1.20	73	2.70	126	2.30
20	2.10	74	0.40	127	3.20
21	2.30	75	3.20	128	12.00
22	1.90	76	1.30	129	11.00
23	1.00	77	1.00	130	11.00
24	1.10	78	1.10	131	11.00
25	1.70	79	4.20	132	11.00
26	3.70	80	0.90	133	11.00
27	2.10	81	0.60	134	9.00
28	1.60	82	0.70	135	23.00
29	0.45	83	0.40	136	1.40
30	7.00	84	0.20	137	1.40
31	2.30	85	0.60	138	1.40
32	5.00	86	0.40	139	1.40
33	6.90	87	1.90	140	1.40
34	0.90	88	5.50	141	1.40
35	12.00	89	1.60	142	1.80
36	u/s.	90	7.70	143	2.60
37	u/s.	91	2.50	144	1.40
38	u/s.	92	3.00	145	2.60
39	5.10	93	1.70	146	16.00
40	2.70	94	3.20	147	6.00
41	2.70	95	1.40	148	0.70
42	1.50	96	3.20	149	2.00
43	1.50	97	2.50	150	1.50
44	1.50	98	4.40	151	1.50
45	1.00	99	u/s.	152	1.20
46	1.30	100	4.20	153	5.50
47	0.50	101	1.10	154	4.20
48	0.50	102	12.00	155	17.00
49	1.10	103	2.20	156	11.00
50	2.20	104	17.00	157	4.40
51	4.70	105	6.50	158	4.40
52	7.50	106	6.50	159	1.70
53	1.60	107	1.50	160	3.20
54	1.70			161	4.90

Tomkins Catalogue Pages.

2320.02	B.E.	13.10	5½	1. British Empire Exhibition 1924-25 Wembley. 2. Brit. Elect. Traction Co. 3. Bridgewater Estates Walkden.	W
2340.01	BE/A	11,9/8	4½	The British Engineers Assoc., London, SW1.	
2350.01	BEA/Co	12,10,8/7,4	4½	Brit. Equitable Ass. Co. Ltd.	
2360.--	BEAVIS	11,9.8,7,4,9	3	Gray Beavis & Co., London.	B
2435.01	BEEBY	12,10,10,12,7	4	A. Beeby & Sons, Peterborough.	
240.	BE/ECo	14,10/10,8,4	5	Ø Brush Electrical Engineering Co.Ltd., Loughborough.	
2450 01	BE/L	11,9,6	4½	Barnet Ensign Ltd. London E17.	
2450.02	BE/L	15,10,8	5½	Benjamin Electrical Co. Ltd., London.	
2510.01	B.E.T	13,10,7	5½	British Electric Traction Co. London.	
2660	BFC	13,8,8	4½	The Beeston Foundry Co. Ltd., Beeston, Notts.	
2780.01	BF/IC	11,7/4,7	4½	Ø British Fire Insurance Co. Ltd., London WC2.	
2780.02	BF/IC	14,8/5,8	5	Ø British Fire Insurance Co. Ltd., London WC2.	
2810.02	B&F/L	11,12,7/6	4½ (Ia)	Barclay & Fry (Printers) Ltd.,, London.	
2840.02	BF/SS	11,7/10,10	4½	British & Foreign Sailors Society.	
2910.02	BG	11,9	4½	1. Boroughs of: Greenwich, Gateshead, Guildford. 2. Boyd Gibbins Ltd., Bishops Stortford. 3. Bradbury Greatorex & Co. Ltd., London EC1. 4. Bray Gibb & Co. Ltd., London EC. 5. Town Clerk Bethnal Green.	
2930.02	B/G	14,10	5	C.W. Burton, Griffith & Co., London.	
2950.02	BGC	13,10,8	5½	Brentford Gas Company.	
2960.01	B.G.C	14,10,8	5	Bradford Gas Co., Bradford, Yorks.	
2960.02	B.G.C	13,10,8	5½	Brentford Gas Company.	

Tomkins Catalogue Pages.

2970.01	BG/C	15,11/10	6	British Glues & Chemicals Ltd., Welwyn Garden City.	
2970.02	BG/C	11,9/7	4½	British Gas Corporation.	W
2980.01	B/G/C	11/9/7	4½	Budenberg Gauge Co. Ltd., London.	W
3030.-	B.G/Co	14,10/8,4	5	Budenberg Gauge Co. Ltd., Manchester.	Q
3040.04	BG/&Co	14,16/17,8,4	4½ (III)	Brandeis Goldschmiedt London.	
3040.08	BG/&Co	14,10/14,8,4	5 (I)	Bray Gibb & Co. Ltd., London.	
3060	BG/IC	11,9/4,7	4½	British General Insurance Comp.	S
3100.01	BGL/Co	14,10,7/8,6	5	Ø Brit. Gas Light Co. Ltd., Hull.	
3110	BG/Ld	13,10/7,7	5½	Birmingham Gazette.	
3210.01	BH	11,10	4½	Brompton Hospital, London.	W
3230	B..H	14,12	4½	Betts Haitley & Co., London EC.	
3240.01B	B&H	13,13,11	4½ (IIIa)	Boosey & Hawkes Ltd., London W1.	I
3240.02	B&H	11,12,9	4½ (Ia)	Boosey & Hawkes Ltd., London W1.	
3240.03	B&H	11,12,10	4½ (Ia)	1. Buck & Hickman Ltd., London. 2. Boosey & Hawkes Ltd., London	Q-W
3240.04	B&H	12,12,9	4½ (Ia)	Buck & Hickman Ltd.	
3240.05A	B&H	10,9,9	5½	Buck & Hickman Ltd., London.	
3240.08	B&H	13,13,11	5½ (III)	Bourne & Hollingsworth Ltd., London W 1.	
3250.04	B/H	15/11	5½	Bourne & Hollingsworth Ltd., London W1.	S
3300.-3	BH/C	11,10/7	4½	Burnley & District Hospital Management Committee.	
3350.--	BH/D	11,10/9	4½	Brighton Health District	W
3360 01	BHG	13,12,13	6	Ø Brighton & Hove General Gas Co.	
3360.02	BHG	13,11,11	6½	Ø Brighton & Hove General Gas Co.	
3430	B/HMC	11/10,11,7	4½	1. Bow Group Hosp. Management Committee. 2. Bexley Hospital Management Committee.	
3460	BH/UDC	11,10/8,9,7	4½	Brierley Hill U.D.C., Staffs.	U

Tomkins Catalogue Pages.

3470.01	BH/WG	14,12/12,9	5/4½	Brighton Hove & Worthing Gas Co.	
3470.02	BH/WG	13,11/15,10	5½	Brighton Hove & Worthing Gas Co.	
3470.03	BH/WG	13,11/13,12	8	Brighton Hove & Worthing Gas Co.	
3570.01	B.I	15,5	7	British Insulated & Helsby Cables Ltd.	
3580.01	BIBBY	15,5,15,15,7	5	Bibby Line Liverpool.	
3580.02	BIBBY	15,5,15,15,7	4½	Bibby Bros. Liverpool.	
3610.01	BICo	13,5,8,6	5½	Vulcan. Boiler & General Ins. Co.	
3690.01	BIRD	14,5,11,11	4½	William Bird & Co. London EC.	I
3695.01	BIRD/Co	14,5,11,11/8,6	4	William Bird & Co. London	
3710.01	BIRK/BECK	12,4,11,9/12,9,8,9	4½	Birkbeck Bank Ltd., London.	
3710.02	BIRK/BECK	13,5,12,10/13,10,8,10	4½	Birkbeck Bank Ltd., London.	
3715.01	B./I.T.C./F.	13/5,7,8/8	5½	Ø British Ind. Trades & Commerce Fair.	
3820.03	BJ/&B	14,10/14,14	5½ (III)	Bayliss Jones & Bayliss Ltd.	
3850.01	B&J/B	14,7,14/14	4½ (III)	Bayliss Jones & Bayliss Ltd.	
3850.02	B&J/B	14,14,7/14	4½ (III)	Barlow & Jones Ltd., Bolton.	
3870.01	BJ/CoLd	10,6/7,4,6,6	4½	Brown Jenkinson & Co. Ltd., London EC3.	
3880.01	B&J/Ld/M	13,13,7/7,8/15	5 (III)Ø	Barlow & Jones Ltd., Bolton & Manchester.	
3890.01	B&J/M	11,12,6/11	4½ (Ia)	Barlow & Jones Ltd., Manchester.	E
3890.02	B&J/M	14,14,7/15	5 (III)	Barlow & Jones Ltd., Manchester.	
3990.01	B/K	13,10	5	Brintons Ltd., Kidderminster.	
4030.01	Bk/of/T	11,7/6,6/6	4½, 2½/2½/4	Ø Bank of Toronto.	
4040.02	B/KT	21/9,7	8/4½	Bentalls Ltd., Kingston-on-Thames.	
4110.04	BL	14,7	5	Borough of Lambeth	
4120.--	B.L	13,7	5½	Bertrams Ltd., Edinburgh.	
4170.01	BLA/KEY	13,7,10,10,10,7	5½	Blakey's Boot Protectors Ltd., London.	

Tomkins Catalogue Pages.

4190 01	B.L/B	13,7/13	5½		Button Ltd., Birmingham.	
4200.01	BL/&B	11,6/12,11	4½ (Ia)		Barrow Lane & Ballard Ltd., _ London EC3.	U
4230.02	BL/Co	11,6/7,4	4½		Baxter's Leather Co. Ltd., London EC2	
4250.01	B.L/&Co.	13,7/13,8,6	5½ (III)		Baylis, Lewis & Company.	
4260.01	BL/CoLd	14,7/8,6,7,7	5		British Liquozone Co. Ltd., London	F
4265.01	BL/Co.Ld	17,8/8,6,7,7	4½		British Liquozone Co. Ltd., London.	
4340.01	BLd/K	13,7,7/10	4½	Ø	Brinton's Ltd., Kidderminster.	
4350.02	BL/F	14,7/8	5		Brit. Law Fire Ins. Co. London.	
4390.02	B&L/H	14,14,7/12	4 (I)	Ø	Bailey & Leatham Ltd., Hull.	
4390.03	B&L/H	15,14,7/11	4½ (III)		Bailey & Leatham Ltd., Hull.	
4400.01	BL/HMC	11,6/10,11,7	4½		Brighton & Lewes Hospital Management Committee.	U-W
4410.01	BL/I	11,6/4	4½		British Law Insurance Co. Ltd.	
4410.02	BL/I	14,7/5	5		British Law Insurance Co. Ltd.	
4420.01	BLISS	14,7,5,10,10	4½		Bliss & Co. Ltd., London EC2.	Q
4530.01	BL/SM	13,7/10,15	5	Ø	Bentley Silk Mills, Meltham, Yorks.	
4540.01	B.L/S.M	13,7/10,15	4½/6		Bentley Silk Mills, Meltham, Yorks.	
4580.01	BL/W	11,6/12	4½		Burgess Ledward Co. Ltd., Manchester.	
4710.03	BM	15,13	5½		Bon Marche Ltd., London SW9.	
4730.01	B.M.	13,15	6		Bank of Montreal, London.	
4750.01	B&M	14,14,15	4 (I)		Busk & Mellor London WC.	
4760 02	B/MA	14/15,11	5		British Medical Association, London WC1.	
4790.01	B/McC/&Co	10/11,7,7/14,7,4	4½ (I)		Barton McCable & Co. London	I
4810.01	B.M/&CLtd.	13,7/12/8,7,5,7	4(IIIa)		Bastin Merryfield Cracknell.	
4830.01	B.M/Co..	13,15/8,6	5½/6		Bradford Manufacturing Co., Bradford, Yorks.	
4850.01	B.M/&Co.	7/12,8,6	4½(IIIa)		Brunner Mond & Co., Northwich.	I
4860.01	BME	13,5,10	5½		British Metal Engraving Co. Ltd, Twickenham.	