

# The Perfin Society Bulletin

---

## THE SOCIETY'S OFFICERS

PRESIDENT Michael Rucklidge

SECRETARY/  
TREASURER/  
PACKET SUPT. Dave Hill

AUCTIONEER Harry Skinner

BULLETIN ED. Rosemary Smith

CATALOGUE ED. Roy Gault

LIBRARIAN/  
PUBLICATIONS John Donner

---

BULLETIN No:- 275. Subscription £5 (UK); £7 (abroad/surface); £8 (abroad/air)

---

## CONTENTS

## PAGE

Editor; Society; May Meeting; Publications.	2- 3
Perfin "OBT/&C <sup>o</sup> " - (P. Tuckey)	4
<u>Members' Comments on Previous Articles:-</u> Sir Henry Bessemer; "CURRIE"; Mono.T4195; Uruguay "St&C <sup>o</sup> .."; "D./Co" perfin; Arms Type Perfin; Multi-post Label; Sloper Circular.	5- 8
Q.E.II Commemoratives Reported Perfined - Alastair Walter.	8-10
Seen In Auction.	10-11
Six of the Best - (Roy Gault)	12
Sumner's Typhoo Tea perfin - (David Scott); Wants.	13
Perfins Still in Use (G. Dyke); Perfined Revenues (K. Parkhill)	14
A 1d Red Plate Puzzle - (James Norris)	14-15
Storing, Mounting and Displaying Perfins - (R. Smith)	16-19
The "First" Great British Perfin Die - (Roy Gault)	20-21
1993 Netherlands Christmas Stamps - (Dave Hill)	22-23
Perfins "RA" and "R/A" - (Rosemary Smith)	24

## EDITOR'S COMMENTS

There has been a definite dearth of letters, articles and comments from members. However, it has enabled me to use some of the material from the 'forward file' which has been gathering dust. Any more useful material will be received with thanks.

You will see that "Displaying of Perfins" will be the viewing topic at the May meeting in London and a number of pages on the subject are incorporated into this Bulletin. I would be pleased to hear of any other methods employed by members to store/mount/display their perfins. We might as well flog the subject to death at one fell swoop.

\* \* \* \*

## SOCIETY INFORMATION      March 1995.

### New Members

GEOFF BENTLEY

DONALD  
FARMBOROUGH  
ALAN CROZIER

MR. D.R. BREMNER

DAVE BIRD  
TOM KIERNAN

DEREK RANSOM

TERRY COMPER

### Change of Address

W.J.HALL

### Rejoined

D.P.JENKINS

HELEN ABBOTT: MRS M.BROWN: T.M.DINAN: L.DUCORNEZ: D.FOSTER:  
A.J.GIBSON: MRS B.H.I.MAKINS: PETER MAYBURY: PETER McGRAW:  
K.NICOL: MR & MRS PALMER: B.L.TIMMERMAN: T.W.WHITE.

## MAY MEETING

The meeting at Baden Powell House, Queens Gate, SW1 is on May 6th commencing at 1:00pm. It was suggested at the November meeting that members who attend bring along a few sheets of perfins. This would give those present the chance to see how others mount and write up their collection. It was also suggested that members would then vote for the best display with the emphasis being on the way the items were displayed rather than the content. This will give those who have an embryo collection the same chance as the advanced collector.

The prize will be a perforated letterhead from J. Sloper & C<sup>o</sup> (kindly donated to the Society by Bill Cokayne when Slopers ceased to trade) which will make a good first page for any collection.

\* \* \* \*

PUBLICATIONS      Contact John Donner.

## GAULT ILLUSTRATED CATALOGUE

The next block of the "S" section is now ready. This is the "SE-SR" with silhouettes plus details. The price is the same as for the "S-SD" section, ie. £3-50p Home; £4-30p Europe; £6 rest of the world. The "SS-SZ" pages are now being proof read and when satisfactory, the "SE-SZ" silhouettes only will be completed and put on sale.

The next letters to get 'the treatment' will be the "I" and "K" dies. If anyone has any new dies of these two letters which are not in the Edwards Illustrated Catalogue and the subsequent Updates, please send the stamp or full size photocopy to Roy. Do NOT send any other new dies because Roy can only cope with one section at a time and he is having to put all other new dies on hold.

\* \* \* \*

## WANTS

Non member W.J. Mansenn


wants to swop his British perfins for Europe (except France and Germany). Contact Mr. Mansenn for details in the first instance.

\* \* \* \*

PERFIN "OBT/&C°" (O0270.01) ON KEVII STAMPS By P.TUCKEY.  
O'BRIEN THOMAS & CO., LONDON E.C.


Whilst checking thorough some of my duplicates recently I noticed I had acquired a large number of O B T/& C° (0 0270.01) "83" ½d Blue-Green. "48" 1d Reds." 90 of which had readable postmarks. I temporarily mounted these in some old Hagner-Type stock sheets, The front of these stamps offered nothing unusual, (all appeared to had London, pmks) On reversing the stamps (face down) I noticed that a large number had missing pins, sorting these missing pins revealed the following information. (Dates are at postmarks)

All Pins Complete.




½d Green.	(10)	13/Jan/1902 - 28/Feb/1902
1d Red	(5)	03/Jan/1902 - 12/Feb/1902
		Earliest Date 03/January/1902
		Latest Date 28/February/1902

Top Pin Missing from the ° of C°.




½d Green.	(22)	03/Mar/1902 - 22/July/1902.
1d Red	(9)	31/Mar/1902 - 21/July/1902.
		Earliest Date 03/March/1902
		Latest Date 22/July/1902

(As Above Plus) 9th Pin of Ampersand Missing.




½d Green.	(10)	07/Aug/1902 - 26/Nov/1902.
1d Red	(7)	02/Sep/1902 - 22/Dec/1902.
		Earliest Date 07/August/1902
		Latest Date 22/December/1902

(As above Plus) pin missing from First O at 5 o'clock.



½d Green.	(6)	15/Jan/1903 - 04/Apr/1903.
1d Red.	(7)	08/Jan/1903 - 04/July/1903.
		Earliest Date 08/January/1903
		Latest Date 04/July/1903

(As Above Plus) 2 Pins missing from C of C° at 10-11 o'clock.



½d Green	(10)	27/Aug/1903 - 18/Nov/1903
1d Red	(4)	01/Sept/1903 - 12/Jan/1904
		Earliest Date 27/August/1903
		Latest Date 12/January/1904.

The above information has only been gathered from my own holdings, and may not be totally accurate and is almost certainly not complete, but it may be of some interest to other members, and I would be interested in any other members findings and or comments.

(Ed. - The above article is printed exactly as received from Mr. Tuckey. The illustrations therefore are now reduced but there was only this particular OBT/&C° die used on KEVII stamps.

## MEMBERS' COMMENTS ON PREVIOUS ARTICLES

SIR HENRY BESSEMER Bulletin 274 Pg.6-7.

By Rosemary Smith.

I, like 99% of members, had never heard of Bessemer in any other connection except the "Bessemer Steel Converter" until I read Maurice's article.

By coincidence, on the 23rd February at Sheffield P.S. we were shown a display of G.B. Revenues. The speaker was Mr. G. Hardy from Matlock and his closing anecdote, saved until the last as it was a link with Sheffield and the making of steel, was this story of Bessemer and his ideas for making embossed Revenue Stamps safe from forgery. However Mr. Hardy did not make any mention of a link with perfins but presumably this invention of Bessemer's is well known in 'Revenue' collecting circles.

\* \* \* \*

"CURRIE" PERFIN Bulletin 274 Pg.14.

DAVE HILL says Kevin Parkhill was correct in his assumption that "GARTH" was the name of the Estate belonging to Donald Currie. He bought the estate in 1880.

\* \* \* \*

MONOGRAM T4195 Bulletin 253 Pg.15.


In Bulletin 253 Kevin Parkhill thought that this monogram might be unravelled to make the initials TSLP. As a long shot DAVE HILL wonders if this could stand for Thomas Skinner Ltd., Publishers. They published the Stock Exchange Official Year Book, the Directory of Directors and the Bankers Almanac and Year Book. Did they ever use a monogram like this?

Monograms are popular amongst publishers, evidence ULP for the University of London Press (Bulletin 270 Pg.16) and the MM for Macmillan.

URUGUAY "St & C.°." Bulletin 271 Pg.18; 274 Pg.16.

BOB SCHWERDT has this die on an Argentine stamp with ROSARIO postmark. He also has the "St & C°.." on a Uruguay stamp of the 1899 Electricity issue. The postmark has the date 1899 but only the last 'O' of a town cancel. Still no link with Manchester, England.

\* \* \* \*



In the New Identities in the last Bulletin was a third user of D0820.01 and members were asked if they could confirm that the B.S.A. cars were 'three wheelers'.

DAVE HILL writes:-

"There are three identities listed for this perfin and they are linked as follows:-

### 1. THE DAIMLER CO., COVENTRY

Gottlieb Daimler was a pioneer German carmaker. The German cars were later called 'Mercedes' after a friend's daughter. This was a bit Teutonic for the British market so they were called 'Daimler' over here.

### 2. THE LANCHESTER MOTOR CO.LTD., COVENTRY

F. W. Lanchester was an early British car maker and in 1908 was appointed consulting engineer to Daimler. Lanchester cars continued to appear but by the 1930's had become "cheap" Daimlers.

### 3. B.S.A. CARS LTD., COVENTRY

Dudley Docker masterminded the purchase of Daimlers by B.S.A. in 1910. Birmingham Small Arms had grown out of an 18th century trade guild.

Members over 50 years of age will remember Dudley's flamboyant son, Sir Bernard, who was chairman of B.S.A. from 1940 to 1956. The Dockers frequently figured in the tabloid press in the 50's.




B.S.A. certainly made a three wheeler in the 1930's, my brother had one at a later date. I think it was unusual in having the single wheel at the front. They may also have toyed with a light four wheeler."

\* \* \* \*

### PERFIN "ARMS TYPE" Des.0160.01 Bulletin 274 Pg.20.

From BOB SCHWERDT comes the following comments.

The Mewhinney 'IRISH CATALOGUE' gives this die as Des.4. Design 3 shows what is described as crossed flags, which could just as easily be crossed "F's". GB Des.0160.01 could also be crossed



"F's" in a somewhat fancier format - perhaps too fancy and therefore simplified to Irish Catalogue Des.3. The shield border could be an after thought just to make the design more imposing.

(Ed. - Looking through the update illustrations in our Illustrated Catalogue is F1405.01m - which shows crossed "F's" that is a halfway die between the Irish Design 3 and 4.)

\* \* \* \*

MULTIPOST LABEL Bulletin 271 Pg.12; 274 Pg.16.



ERIC WHITEHEAD has sent this illustration and writes:-

"I would take issue with the theory that it is from a vertical coil. It is actually from a horizontal delivery coil: it has cut perfs top and bottom from the slitting wheels and torn perfs at the sides where it was separated from the coil - typical of horizontal coils (vertical coils would be the other way round - i.e. slit vertically and torn horizontally.)

"These labels are generally accepted to be test labels for the machine. The horizontal strip of four of this label, shown here, has a left margin coil-join between pairs of two different printings of the label."

\* \* \* \*

SLOPER CIRCULAR Bulletin 272 Pg.13; 273 Pg.17-18.

PETER WOOD (Australia) informs me that he was offered the circular (acquired by the Nat. Post. Museum) in the early 80's for a four figure sum. This was from the same dealer who offered me one of the Sloper Advertising Cards (Bulletin 263 Pg.16-18; 264 Pg.5-6) for £120 when a few months earlier, in 1985, I had bought a similar card plus the accompanying letter for £2. I guess your thoughts are the same as my remarks to that particular dealer. I am not known for being diplomatic in such circumstances.

\* \* \* \*

Q.E.II COMMEMORATIVES REPORTED PERFINED Alastair Walter.

Since last time, a few more replies have come in - thanks go to these people; you know who you are. Amongst these replies, six previously unrecorded stamps are now reported as existing with perfin. These are:-

1966	Technology (SG 702 and 703)	6d & 1/3d
1971	Xmas (SG 896)	7½d
1973	Xmas (SG 946 & 947)	2x3p
1976	Xmas (SG 1019)	8½p

More information is still required for ALL commemorative issues 1953-1995. Below is the list of the quantities of commemorative stamps reported as existing perfin for issues 1977-1980.

<u>YEAR</u>	<u>DESCRIPTION &amp; S.G.Nos.</u>	<u>VALUE</u>	<u>No. Of</u>
1977	Racket Sports (SG 1022-5)	8½p	1
		10,11,13p	*0*
1977	Chemistry (SG 1029-32)	8½p	13
		10,11,13p	*0*
1977	Silver Jubilee (SG 1033-37)	8½p	10
		9p	2
		10,11,13p	*0*
1977	Commonwealth Governments (SG 1038)	13p	*0*
1977	Wildlife (SG 1039-43) (Hedgehog)	9p	*0*
	(Hare)	9p	1
	(Squirrel)	9p	*0*
	(Otter)	9p	*0*
	(Badger)	9p	*0*



1977	Xmas (SG 1044-9)	(French Hens etc)	7p	1
		(6 Geese etc)	7p	1
		(8 Maids etc)	7p	1
		(10 Pipers etc)	7p	*0*
		(12 Lords etc)	7p	*0*
1978	Energy Resources (SG 1050-3)		9,10½,11,13p	*0*
1978	Architecture (SG 1054-7)		9p	7
			10½,11,13p	*0*
1978	Anniv. of Coronation (SG 1059-62)		9p	1
			10½,11,13p	*0*
1978	Horses (SG 1063-6)		9p	2
			10½,11,13p	*0*
1978	Cycling (SG 1067-70)		9,10½,11,13p	*0*
1978	Xmas (SG 1071-4)		7p	*0*
			9p	1
			11,13p	*0*
1978	Dogs (SG 1075-8)		9p	5
			10½,11,13p	*0*
1979	Flowers (SG 1079-82)		9,10½,11,13p	*0*
1979	Euro Elections (SG 1083-6)		9p	2
			10½,11,13p	*0*
1979	Horse Paintings (SG 1087-90)		9p	1
			10½,11,13p	*0*
1979	Year of the Child (SG 1091-4)		9p	1
			10½,11,13p	*0*
1979	Rowland Hill (SG 1095-8)		10p	7
			11½p	1
			13,15p	*0*
1979	Metropolitan Police (SG 1100-3)		10p	4
			11½,13,15p	*0*
1979	Xmas (SG 1104-8)		8p	1
			10p	1
			11½,13,15p	*0*
1980	Wild Birds (SG 1109-12)		10p	1
			11½,13,15p	*0*
1980	London (SG 1118)		50p	*0*

1980	L'pool & Man. Railway (SG1113-7)		
	(Rocket)	12p	1
	(Roofed carriages)	12p	*0*
	(Carriage & cattle)	12p	*0*
	(Horse/carriage truck)	12p	3
	(Goods/mail truck)	12p	*0*
1980	London Landmarks (SG 1120-4)	10½p	*0*
		12p	9
		13½,15,17½p	*0*
1980	Famous Authoresses (SG 1125-8)	12p	1
		13½,15,17½p	*0*
1980	Queen Mother (SG 1129)	12p	6
1980	Conductors (SG 1130-3)	12p	1
		13½,15,17½p	*0*
1980	Sports Centenaries (SG 1134-7)	12,13½,15,17½p	*0*
1980	Xmas (SG 1138-42)	10p	1
		12p	1
		13½,15,17½p	*0*

Again there are plenty of stamps not known with perfin.

\* \* \* \*

### SEEN IN AUCTION

Over the last four months I have received many details of perfin lots noticed in auction catalogues. There was no space left for this topic in the last two Bulletins so I will pick out the most interesting items which have come in.

The estimates put onto most of these lots are, in my opinion, far too high. Some collectors must have more money than sense. When offered any item by a dealer I don't think to myself, "Can I afford it?" but ask myself, "Is it worth the asking price?" Taking everything into consideration, if I don't think it is worth what is being asked I will explain why. The good dealers are happy to learn from the specialist.

### Cambridge Philatelic Auction

FRANCE 1930 1f50 EIPA perfin mint, signed. Ceres 6c. Cat.4650ff  
Est. £200.

## Stanley Gibbons Auction



FRANCE 1930-32 Air 1f 50 Lake, perfd with initials EIPA 30 fine used with large part Exhibition c.d.s.

Cat. 37500ff. Est. £800-£900.

Price realised £800 before charges.

## Richard Arundle Ltd.

1870 1½d Plate 3, KF good used, with "A&N/CSL" perfin. Scarce £12

1870 1½d Plate 3 BE good used, "BSS" inverted perfin. Scarce £10.

(These were with 6 other 1870 1½d stamps, the most expensive of which was £7.)

## Harmers Sale 21-12-94

1833 Entire from London to St. Petersburg franked 1880-83 2½d Plate 23 plus 1881 1d lilac and on the reverse Telegraph ½d orange strip of four, all with perfin "W.B/SCo". Identified with cache of Wm. Brandt's Sons & Co. A very rare example of Telegraph stamps used postally. Est. £750.

(I would be interested to know the selling price of this – it was a fine postal history item even without the perfins.)

## Corbitt's Auction

1. Mint joined pair of 2/- blue SG120 (PG-PH) perfined A&BS (A0860) vertically in opp. directions (PG up, PH down) Est. £170.

2. 1/- dull green SG211 (small corner crease) with Board of Trade perfin and RPS 1986 certificate. Estimate £95.

## Abbey Philatelic Company

Q.V. Line Engraved perfins used with duplication, varied condition comprising 1858-79 1d (29) inc. GWR (4) and GER (1), 1870 ½d (61) & 1½d (41). Cat. well over £1200 as normals and a useful foundation for study. 131 stamps. Estimate £90.


## Phillips Sale

Board of Trade: 1902-13 KEVII:- ½d (2), 1d, 1½d, 2d, 2½d, 3d, 4d orange, 5d, 6d, 7d, 9d, 10d, 1/- in mainly fine mint blocks, all with "Crown/BT" perfin, unusual. 56 stamps. Estimate £600/700. (The 7d was not issued until May 1910 and the perfin was obsolete!)

SIX OF THE BEST!

Roy Gault

For some, six-of-the-best might conjure up a vision of Mr Quelch delivering swift justice to Billy Bunter's derriere – Yaroooh! But corporal punishment aside, I've borrowed the title to illustrate a handful of the more interesting dies sent in to me for inspection in recent months. Most are new dies, some are unusual, and one or two could be described as spectacular!



#0062.01

Issue: QV Jubilee ½d(verm)


Pmk: -----

Date: -----


Issue: QV 1d Lilac

Pmk: London W.

Date: -----



W1176.01



W4000.01

Issue: QV 1d Lilac


Pmk: -----

Date: -----


Issue: QV 1d Lilac

Pmk: London.

Date: 17 Jan 1891



H2725.01



R1405.01

Issue: QV 4d (Lilac & Green)

Pmk: (4)98 Manchester?


Date: -----

Issue: QV 1d Lilac

Pmk: Ruabon '197'.

Date: 9 Sep 1887

Nice full strike



J2500.01


As ever, I would be pleased to hear from anyone who can shed any light on who the 1st H.R.V Corps were, knows where H. Friedeberg was in London c1891, or perhaps can provide an identity for the W&Co. user with a French connection in Han... St, London W.

Perfin Die S/TT Catalogue Number S 7580.01.



**“THE TEA THAT DOCTORS RECOMMEND”**

*“Ty-phoo Tipps Tea” as it was then called, first appeared in 1905. John Sumner, a Grocer and Chemist in Birmingham, decided to produce a special blend of tea which he sold as an aid to digestion. When he told a friend: “I believe there is a future in it, and I’m thinking of spending £200 in advertising it.” his friend replied. “Don’t do it. You’ll lose your money, certain.” Fortunately, John Sumner ignored his friend’s advice, and Ty-phoo, which means “doctor” in Chinese, proved to be an instant success with his customers. Demand grew so fast that before long, he closed the shop to devote all his energy to Ty-phoo, and for the first time visited Ceylon and the Far East to see for himself the tea producing process: a precedent Ty-phoo still follows to this day.*

*Beware of Imitations!*  
This is the *Ty-phoo* TEA packet.



It is our trade mark and your guarantee of quality.  
Sumner “Ty-phoo” Tea Ltd  
Birmingham, England

**7580.01**

Typhoo Tea is a household name now, so when I acquired a receipted billhead, dated April 1931, with perfin S/TT, I looked for some details of the firm.

The illustrated photocopy is from their advertising literature.

\* \* \* \*

MEMBERS' WANTS

Stellan Swenson

would like to hear from anyone who has for sale or exchange:-

1. "Stamp & small nice cover with perfins from ALFA-LAVAL LTD.; ELECTROLUX; SWEDISH CHAMBER OF COMMERCE; SKEFCO BALL BEARING CO.LTD. (with all types of pins)."
2. "Stamps and small nice cover with following perfins from Joseph Sloper:- J.S (J6820.01) and JS (monogram 6850.01)."

He will pay top price for top quality.

\* \* \* \*

Peter Wood

is

preparing a competitive perfin entry for Sydney next October. He particularly needs a good copy of the W.H. SMITH underprint on the 1d Red. Please contact Peter if you have one for sale or swap.

\* \* \* \*

## PERFINS STILL IN USE

George Dyke

Thanks to ALASTAIR WALTER we have a few more additions to the list of perfins which are in current use.

They are:-

L0440.01 L.B./H London Borough of Hammersmith.  
L1310.01 LCS Lincoln Co-op Society.  
L2207.01 LF/CD London Fire & Civil Defence Authority.  
N0510.05 NC Nottingham Corporation.

This survey is still on-going so please send any new sightings

\* \* \* \*

PERFINED REVENUE STAMPS Bulletin 269/11; 270/9; 271/10; 274/9.

More perfins on Revenues reported to Kevin Parkhill on:-

### Foreign Bill Stamps

P&O/B.C	RB/C <sup>o</sup>	R/F&C <sup>o</sup>	R&S/L	SSB
SCOTT/Bros	S&D	S.F/&C <sup>o</sup> ..	SS/&C <sup>o</sup>	S.S
T/B&C <sup>o</sup> .	T/&C <sup>o</sup>	V.B	W.B/SC <sup>o</sup>	W&C
WD/&Co.	WM	W&N	Num.3	

### Contract Note Stamps

H.V/&S MB/M&C<sup>o</sup>. W.P./&C<sup>o</sup>.

### Inland Revenues

A&N.C.S.L. B&C<sup>o</sup>/L&B B&H B.T C.I.H/&S  
F.B/&C<sup>o</sup>.



## A 1d RED PLATE PUZZLE

From JAMES NORRIS

I purchased 5 1d Reds from a dealer at a recent fair. All were mint and from Plate 177 and all with puncture marks around the edges of the stamps. These were a few remaining from an original quantity all from the same source but I still managed to obtain a virtually consecutive sequence of letterings CE: DE: DD: ED: EE

I thought little of the purchase until I saw a recent Auction catalogue offering a printers working proof sheet of 50 stamps all with similar security punch holes.

Could any member confirm this or offer any other solution. Although not strictly perfins they do pose the hobby with another curiosity. (Ed.- the sheet of BUHTAN is reduced in size.)



## STORING, MOUNTING AND DISPLAYING YOUR PERFINS

Rosemary Smith.

It seems an appropriate time to resurrect this hot potato as it will be the focus of the May meeting in London. Over the last few years I have had comments from members about the best way of keeping perfins. The answer will be different for each person depending on his collection, time available for the hobby, use to which you intend to put your perfins, your artistic ability, size of pocket etc. I will kick off by explaining what I do.

In the late 1970's I bought myself a Tilles Catalogue. I divided it into 8, roughly, equal parts; A-B, C-D, E-G, H-J etc and had the 8 parts comb bound. I did not have large quantities of perfins so I hinged those I had over the illustrations on the right hand page. The obvious drawback of not being able to see the illustration anymore without lifting up the stamp did not particularly worry me as at that time I collected only one stamp of each die.

Because of my 'philatelic training' with Sheffield P.S. and the Yorkshire P. H. Soc. I was more of a Postal Historian than a Stamp Collector. It was in the late 1970's that I began my collection of identified perfin covers. This posed another problem - how to store my covers. I decided that I would mount them on album pages using the same techniques as one would for a club display. A typical album page is shown here, reduced in size. In the early days I would trace the perfin die from Tilles to illustrate my album page but now I photocopy from the New Illustrated Catalogue. For each identified cover I now collect all values of that die, displaying them with the cover on the sheet. If I find out anything else about the user I will try to incorporate it with the cover on the album page - either an illustration, newspaper article or writing up from a directory.




I still keep all my other perfins in the Tilles Catalogue, using my new Gault Illustrated Catalogue to check for new dies. As there were quite a number of blank spaces in Tilles, I have added any stamps with the new dies into those blank spaces.

This works for me because of my over-riding interest in covers, not in loose perfins. If I collected only loose perfins I too would be shouting, "Help! How do I mount and display them? "




SUTTON & SONS  
THE ROYAL SEED ESTABLISHMENT, READING

S644.11 S&S 10,14,10 5mm (I)



*Printed Matter.*



... THE ...  
**Royal Seed Establishment, Reading.**

*Sole Proprietors:*  
 LEONARD G. SUTTON.      E. P. F. SUTTON.  
 MARTIN H. F. SUTTON.    L. N. SUTTON.  
 M. AUDLEY F. SUTTON.

Messrs. SUTTON & SONS  
 acknowledge with sincere  
 thanks the valued order  
 received, which is having  
 their most careful attention

*J. J. Lynch Esq  
 Headfort Place  
 Kells  
 Cl. Meath*

Perhaps JOHN CHAPMAN has one answer. This is his method of mounting and storing which he has devised for himself.

"When I started with Perfins I really did not have enough to worry about mounting them - I simply had them in an ordinary stamp album under sets by reign with a note beside them about the perfin. Now that I have several thousand the problem becomes more acute. When I joined the society I phoned around a few members to see what they did and frankly got very little help. I got the impression that a lot simply kept them in stock books or mounted on catalogue pages. So I now do have a system which works reasonably well.

"The first conclusion I came to was that the time needed to compare each perfin with the illustrated catalogue was so great that I simply could not wait - at the rate of ten or so every evening it would take nearly three months to do 100. Grouping by initial letter gave just about the same problem as the result was still unmanageable. So I divided them into groups of letter pairs. This gave a potential of 26x26 groups for letter pairs, another 26 groups for single letters, ten groups for the first digit of numbers and one group for designs, i.e. a total of 713 groups. This divided the collection neatly into quantities that I could handle, especially as the actual number of groups I was dealing with was far below the theoretical maximum.

"The next step was to devise a system of mounting. Personally I detest stock books as a presentation method so that got rejected out of hand. I was also not prepared to pay stamp dealers' prices for album leaves so I decided upon A4 sheets enclosed in plastic envelopes. I managed to get a supply of acid free paper from a conservation company in Oxford and archive quality multi-punched pockets can be obtained from Office World for under 2p each. I then drew a grid of 7x8 to form a backing sheet and kept one line for each different perfin as described by its letters and numerals only. e.g. TB/H. Thus I could mount both varieties and perfins on different stamps. As I mounted each group I entered the details into my computer giving the letter combination (e.g. TB/H), the page identifier (e.g. TB) together with the line number. By now several groups have run over one page but I just keep adding to the line numbers. This effectively enables me to find any perfin within

seconds and, as I compare sheets with the catalogue number, to add the catalogue number.

"On average a page has between four and twenty stamps at a cost of about 1.5p per page. The stamps are well protected, they can be viewed and pages can be inserted or revised with little difficulty. Also covers, stamps on piece etc can be accommodated. So far I have 288 groups for 1623 different stamps averaging about 6 stamps per group. It all sounds a lot more complicated than it actually is and the pages can be held in a standard 4-ring binder.



"When I want to examine a page I can simply remove it from the envelope and place it on a light table (used for photography) which cost me two or three pounds to make - simply a box with a lamp in it, a translucent white shopping bag (to spread the light) and a sheet of glass to sit the sheet on. If I wanted to trace designs a second sheet of glass protects the stamp and it is easy to work with as the stamp is held in position by being mounted on the sheet and the tracing can be held with a small tab of magic tape to the top glass. The light table is also invaluable for sorting as the perforin shows up clearly and you do not need a table lamp and there is no need to work in shadow."

Some years ago IAN BURNS explained his method of illustrating the die in the following manner:-

"As I was interested in photography I found it easy to photograph each die and mount it besides the stamp. I use a sheet of postcard sized photographic bromide paper and I find I can get 15 definitive sized stamps on one sheet. They are held in place by a sheet of glass and the whole thing is exposed under the enlarger for about 15 seconds. The sheet is then developed in the normal way, dried, cut up and mounted in its proper place. There are a few drawbacks to this method - if the stamps are of different density then sometimes the postmark or the watermark shows through quite heavily so one has to be careful in selecting which stamps to put together. Using this method I can place the stamps face up or face down so that the die will always come out the correct way round and not back to front as some publications show them - obviously photocopies done from the back of the stamp. I have used this method for some ten years now with a fair amount of success."

THE "FIRST" GREAT BRITISH PERFIN DIE.

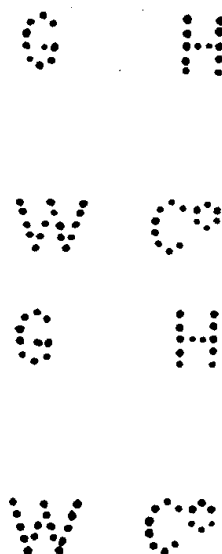
In recent years there have been a number of attempts at identifying the "First" Perfin. For example, in Bulletin No.260 (Oct 1992) I suggested that the title be given to SC (S1210.08). The only known example is on a 1d Red (plate 73) and probably comes from a small batch sent by Copestake's to the Postmaster General for approval on 2 January 1868. However, this perfin is best regarded as a *proof* as Joseph Sloper was not given permission to perforate postage stamps until 13 March 1868.



Bulletin No.261 (Dec 1992) contained an article by Horst Brandt (translated by Gerry Soutar) entitled "The World's Oldest Perfin", in which the perfin GR/W (G4350.02) was reported on an early 1d Red plate. Undeniably, plate 71 was the first 1d Red plate to include 'visible' plate numbers but it was just one of fourteen plates printed from

when printing commenced on 1 March 1864. This particular perfin is best described as having the *earliest* or *lowest* 1d Red plate number, rather than being the oldest perfin.

However, now that the Perfin Society owns a number of the Sloper ledgers, including some from as early as 1862, a more definitive statement can be made. The first entry in the Order Book *after* the 13th March 1868 was for the 28th March and relates to a press (No.2607 from stock) being altered to take "a die with letters". Alongside, in manuscript, are the letters to be used GH/WC°. In fact the die consisted of two patterns arranged one on top of the other "for doing two at a time". The die was well made (by H Harborow) as the two patterns are virtually identical. The only noticeable difference is a slightly wider gap between pins halfway up the left hand side of the 'W' in the upper pattern.



G2410.01M

On completion of the work an impression was made in an Impression Book. Both the Order and Impression Book entries are illustrated below (reduced). Although the user has not yet been positively identified, it is thought to have been George Hitchcock Williams & Co, St Paul's Churchyard,

ORDER BOOK / 568		IMPRESSION BOOK	
March 5	Small Press originally fitted to Press dies. Co. H. St. Paul's	Small press - originally 1 of 8 presses fitted up by H. St. Paul's for space dies - altered by H. Harbrow for perforating stamp.	
28	Ordered Harbrow - for a die with letters - stop back of front paper to go in at the sides	No. 2607: Press. for using two at a time	
	uttered in Harbrow for a crossing press - Barclay & Co		
	No. 2 - Smith Payne & Co		

C	H
W	C

C	H	C	H
W	C	W	C

In conclusion, this should be regarded as the earliest record of a machine and die made specifically for a company to security perforate their own stock of postage stamps.

## 1993 NETHERLANDS CHRISTMAS STAMPS

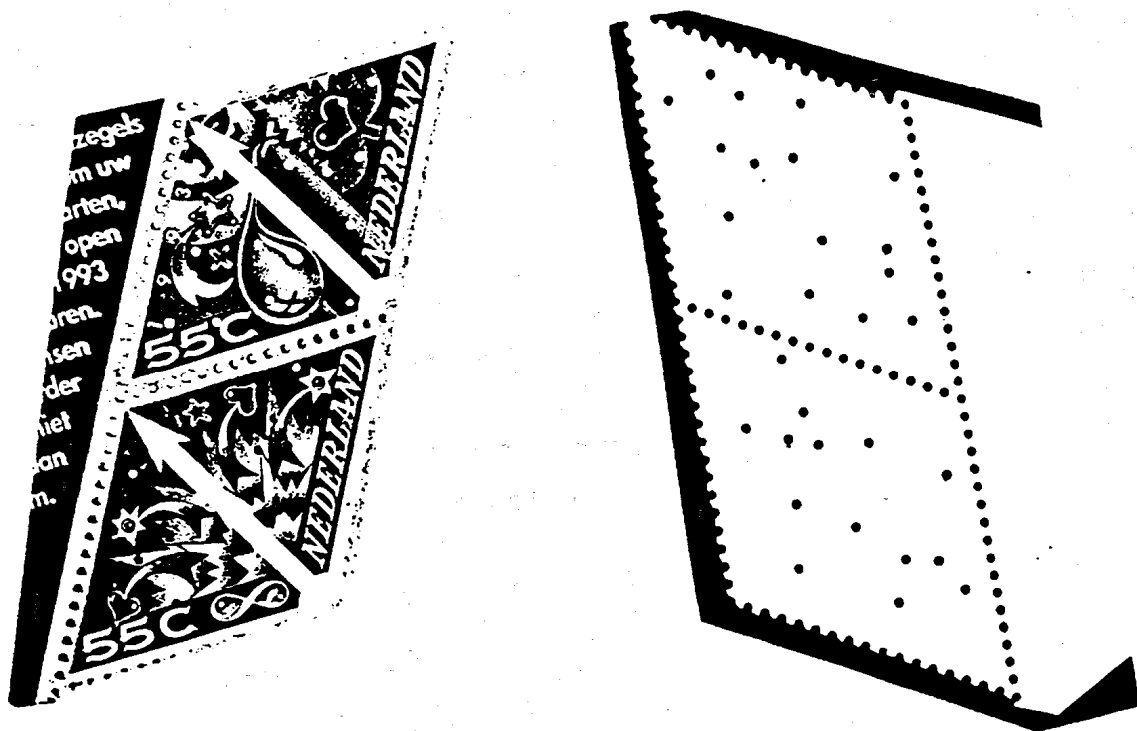
From Dave Hill.

(Ed.- this is one of the contributions which sat in my 'forward file' awaiting an opportunity to publish. Until this Bulletin there has not been space available for 'foreign' perfin articles of two pages. You may recall, a few years ago at the A.G.M. it was decided that GB material took preference over Foreign matters)

G. L. ROBJIN writes from the Netherlands about their 1993 Christmas stamps. Members may have seen these very artistic stamps which have a pattern of perforations all over the diamond shaped stamp as part of the design. (What does this do to the definition of a perfin?)


In the Netherlands half the annual correspondence is written at Christmas time and the Post Office gave a discount of 15 cents off the usual cost of a letter of 70 cents. The stamps were only sold in sheets of 20 (see illustration), 2 different stamp designs on the sheet with a dark border with a pattern of yellow dots which make the numbers '93' in the centre diamond.

About 140 million stamps were sold. They were printed by Enschede and the perforation pattern was done at the same time as the perforations between the stamps. The stamps were designed by a Mr. Swip Stolk and printed on Harrison paper.



The perforation pattern adds a bit of decoration especially if the envelope is made of coloured paper and it is held to the light.

Mr. Robijn adds that he collects perfins of the Netherlands and France and will give other European perfins in exchange.



I came across a strip from an envelope with perfin RA (R0020.01M) on two 1d Wilding stamps, postmark Halifax, Yorkshire, dated IX-JULY-57 and identity of MULLARD LIMITED, SERVICE DEPOT, BERRY LANE, HALIFAX, YORKSHIRE.

Looking in Tomkins I see five different identities for this die, none having the initials RA, four having electrical connections!!

1. London Carriers Limited, Weddon, Surrey.
2. Stella Radio & TV Co, Shaftesbury Avenue, London.
3. Combined Electronic Services Limited. Also known as Amalgamated Electrical Services.
4. Mitcham Works Limited, Philips Electrical.
5. Phillips Lamps Limited.

R0020.03M RA is identified as Phillips Electrical Limited.

R0060.01p R/A provisionally identified as Philips Lamps Limited.

R0060.02p R/A identified as Philips Lamps Ltd, Mitcham Junction.





R0060.03 R/A identified as Philips Lamps Ltd, Shaftesbury Ave.

(Note different spellings of "Philips")

All the stamps are KGVI dark colours through to QEII sterling Machins

It would seem logical that these are all subsidiaries of Philips but can anyone confirm this? The main questions being:-

- a) To what do the letters "RA" refer?
- b) The name of the parent company?
- c) The names of all the subsidiaries





**NEW IDENTITIES submitted to the CATALOGUE EDITOR** - 10 Contributors. ROY GAULT.

Note: Underlined Catalogue Numbers are also New Dies and have been illustrated at the end.

From Rosemary Smith

B4200.02	BL/&B	14,7/14,14	4½ III	Barrow, Lane & Ballard Ltd, Pudding Lane, London EC3. Receipt dated 4/1/1932.	I
B7820.02	BWW	13,15,15	6½	Bristol Waterworks Co, Southern Division, Millbrook, Yelling Hill Lane, Downside, Shepton Mallet, Somerset. PC, pmk Shepton Mallet 18/11/70.	V
C3880.02	C&J	7,14,5	4½ I	Cobb & Jerkins, 11 Gt Marlborough St, London W1. Censored cover dated 15/11/1939.	Q
J5325.01	JM/&CoLd	5,11/14/7,4,6,7	4½ I	Ø Johnson Matthey & Co Ltd, Assay Office, 78-79 Hatton Gdn, London EC1.	

Note: Stamp used in combination with JM/&CoLd (J5320.01).

L4470.01	LPD	7,10,11	5	Correct identity is The Liberal Publications Dept. TC dated 13/12/1909.	F
L5780.01	L.W.	7,14	5	Lawrence Wright, Music Co, Denmark St. London WC2. Item dated 30/3/1925.	I
T3760.02	TR	8,15	7	T Rigg, Solicitor, Wigton, Cumberland. Dated 8/11/1904.	F

From Peter Tucker.

J6450.01	J.R./B.	7,12/13	5½	John Robinson, Bristol. Cover pmk Bristol, 7/5/1937.	O
T1100.06a	TC/&S	7,8/14,10	5½ III	Thomas Cook & Son, Chief Office, Ludgate Circus, London EC. Cover pmk London EC, 15/9/1915.	I

From Keith Moore.,

A3510.03	AL	10,7	5	Anchor Line (H.B) Ltd, 48 Fenchurch St, London EC3. PPC pmk London 4/9/1926.	I
C6850.03	CSC	8,10,8	6	Clyde Shipping Co Ltd, 21 Carlton Place, Glasgow, and 138 Leadenhall St, London EC.  PPC pmk London 20/1/1902.	E
D4140.01	DR/Co.	11,12/8,6	6	Dunlop (Rubber Company Ltd).	X

Note: Piece with 'Dunlop' and company logo, pmk Manchester. Stamp is SG541.

From Gerry Soutar

S5620.01a SO/HMC 9,8/10,11,7 4½ Ø Selly Oak HMC. R  
Note: Perfin on loose stamp (pmk Birmingham, 17/3/1950) matches the impression in the Sloper ledgers - no user stated, but suspected from the initials and postmark. Head configuration not known.

From Dave Hill

M5660.01 MT/O 15,7/10 5 Ø Morrells Trustees Office.  
Note: Suspected identity from a reply to Dave's article on 'Perfin Myths' in Stamp Magazine (Feb 1995).

From David Scott

D1010.01 DCT 11,8,7 4½ D C Thomas & Sons, 26 Billiter Ct, London EC. Postal Stationery Card pmk Mark Lane, 21/9/1894. B

L5190.01 L&S/52 7,14,10/10,10 4/5 I Ø Luchtenberg & Schmits, Merchants. 52 Mark Lane, London EC. A

Note: Information comes from a London Trade Directory dated 1872. This perfin is known on a range of unidentified covers dated between 11 Nov 1872 and 14 May 1875.

L5190.02 L&S/66 7,14,10/11,11 4/5 I Ø Luchtenberg & Schmits, Merchants, 66 Mark Lane, London EC. A

Note: Information comes from London Trade Directories dated 1876-1882, but by 1885 there was no mention of them. This Perfin is also known on unidentified covers dated between 26 Jan 1876 and 11 Dec 1879.

W6680.18 W&S 15,13,13 7½ III White & Son, Hull. Receipt dated 19/8/1892. B

From Kevin Parkhill

E3870.01 ER/&Co 10,12/14,8,4 5 I E Roll & Co, Fenchurch St, London EC. TC dated 9/6/1914. I

From Kim Bjarnt.

S6257.01 SR/&Co 11,11/13,9,6 4 III Service, Reeve & Co, St Mary's Chambers, 14-20 St Mary Axe, London EC. Dated 27/1/1903. F

Note: Die originally catalogued as BR/&Co (B6185.01) can now be deleted.

From Roy Gault.

M4900.01 MR/STREETER(curved) 3½ Ø Mr Streeter, Diamond Merchant & Goldsmith, 18 New Bond St, London W.  
11,11/11,6,11,9,9,6,9,11


Note: Information from the lining of a boxed pair of Victorian Earrings seen on the Antiques Roadshow (BBC Television), transmitted on 22 Jan 1995. Arthur Smith has reported this Perfin on a QV 3d on 3d pmk London W.

From Stephen Steere, (New identities mainly from the Sloper ledgers).


A0030.01b	AA	8,8	4½	Automobile Association, Accounts Dept, London Rd, Guildford.	
A0815.01	A/BP	8/11,8	4½	2. Anglo-Baltic Produce Co Ltd, 52-54 Tooley St, London SE1.	
A1990.06	AEC	8,9,7	4½	2. Associated Equipment Co Ltd, Windmill Ln, Southall, Middx.	
A3540.01p	A/L	8/6	4½	Walkers Parker & Co Ltd. Leadworks, Chester - presumably part of Associated Lead Mfrs Ltd, Chester.	
A3850.01p	A/M	8/11	4½	4. British Mexican Petroleum Co Ltd, Esso House, Abingdon, Berks. (Anglo-Mexican?).	
A4460.04a	AP	8,8	4½	1. Anglo-Portuguese Bank Ltd, 9 Bishopsgate, London EC2. 2. Appollinaris Co Ltd, 4 Stratford Place, Oxford St, London W1. 3. Associated Press of GB Ltd, 85 Fleet St, London EC4.	
B0010.04M	B	11	4½	18. Brace, Windle & Blyth.	
B0185.01v	BA/E	11,8/9	4½	Bradford Old Peoples Welfare, 22 Manor Row, Bradford 1.	
B0410.02p	BB	11,11	4½	2. Baring Bros & Co Ltd, 8 Bishopsgate, London EC2.	
B0490.02	BBB	11,11,11	4½	Bee Bee Biscuits Ltd, Sunya House, Scrubs Lane, Willesden, NW10.	R
Note: Ledger entry reads 'See Symbol Biscuits' - SB/L (S0800.01M).					
B0750.02cM	BB/L	11,11/6	4½	Bradstreet's British Ltd, Adelaide House, London Bridge, London EC4., (Sloper 12x1 multiheaded die).	
<u>B0850.01b</u>	BB/MCo	11,11/11,7,4	4½	Birmingham Battery & Metal Co Ltd, Selly Oak, Birmingham 29. Sloper single headed die.	R
B1170.02M	B/C	11,7	4½	5. Battersea BC.	
<u>B1170.09</u>	B/C	11/7	4½	Broadway Congregational Friendly Society, 31 Brook Green Rd, W6.	
Note: Sloper die, head config n/k. Stamps from vertical delivery coils.					R
B1500.04bM	B/&Co	11/12,7,4	4½ Ia	16. Burge & Co, 10 Throgmorton Ave, London EC2.	
B1730.03a	BCS/Ld	11,7,9/6,6	4½	Birmingham Co-operative Society Ltd, (The Accountant), High St, Birmingham.	
B1910.01M	BD	11,9	4½	3. Blyth, Dutton (later Blyth, Dutton, Wright & Bennett), 112 Gresham House, London EC2.	
B4400.02	BL/HMC	11,6/10,11,7	4½	Brighton & Lewes HMC.	
B4920.02a	B&M/Ld	11,12,11/6,6	4½ Ia	Bryant & May Ltd, Fairfield Works, Bow.	

B5160.01a	B&N/LINE	11,12,11/6,4,11,9	4½	Ia	B & N Line Royal Mail Ltd, 21/24 Cockspur St, London SW1.	
B5640.01p	B/P	11,8	4½		3. Burns, Philip & Co Ltd, 35 Crutched Friars, London EC3.	
B5710.03b	BP/&Co	11,8/12,7,4	4½	Ia	Barclay Perkins & Co Ltd, Park St. Southwark, SE1.	
B6120.01p	B/R	11/10	4½		2. British Ropes Ltd, Leith, Edinburgh 6.	
B6160.01	BRB/26	11,10,11/9,8	4½		2. Birmingham Sanatoria.	
B6480.01	B/&/S	11/12/9	4½	Ia	Benham & Sons Ltd, 66 Wigmore St, London W1.	
B7110.01	B/TC	11/6,7	4½		British Transport Commission, British Transport Docks, Dock Offices, Goole.	
C0460.01M	CB	7,11	4½		3. Conway BC, Town Hall, Conway.	
C1010.01	CB/WH	7,11/12,10	4½		Borough of West Hartlepool, Municipal Bldgs, West Hartlepool. (Probably County Borough).	
C3320.01	C/HMC	7/10,11,7	4½		Carshalton HMC - Queen Mary's Hospital. (Later Fountain and Carshalton HMC - see F0725.01).	
C4110.01ap	CR	7,9	4½		Society for Promoting Christian Knowledge, 9 Northumberland Ave, London WC2.	
C4470.01b	CLE/C	7,6,9/7	4½		2. Carlisle Corporation, Town Hall, Carlisle.	
H7710.02	HW/&Co	12,14/12,8,6	4½	IIIa	Ø Hitchcock Williams & Co Ltd, London EC4.	B
Note: Identity suspected from receipt o/p ...Williams & Co ..., (Jul 88..)						
<u>S5040.01s</u>	SM/HMC	9,11/10,11,7	4½		South Manchester HMC, Withington Hospital, Manchester.	R
Note: Perfin on loose stamp matches the impression in the Sloper ledgers. Head configuration not known.						
W1410.01a	W&/CoLd	14,12/18,6,7,7	4½	IIIa	Willing & Co Ltd, Manufacturers of Enamelled Iron Signs, 70 St Martins Ln. London EC. TC pmk London, 20/6/1916.	I


NEW DIE/IDENTITY ILLUSTRATIONS.




B0850.01b




B1170.09



S5040.01a



S5620.01a



S6257.01

