


**THE PERFIN SOCIETY
BULLETIN
Copyright The Perfin Society**



THE SOCIETY'S OFFICERS

PRESIDENT	Chris Carr
SECRETARY/ TREASURER PACKET SUPT. AUCTIONEER	Dave Hill John Donner
BULLETIN EDITOR	Rosemary Smith
CATALOGUE EDITOR	Roy Gault
LIBRARIAN	Alastair Walter
PUBLICATIONS	Jeff Turnbull

BULLETIN No:- 322 Subscription £5 (UK); £7 (abroad/surface); £10 (abroad-air)

CONTENTS

	<u>PAGE</u>
<u>Soc. Info.:-</u> Membership: Spring London Meet; Sec/Treas. comments	2-4
Members' Wants; Answers to Members' Queries	4
Library Report; Official Stamps with Perfin (Alastair Walter)	5- 6
Seen In Auction	7
Hill & Sons (Dave Hill)	8
Perfins in Current Use (Derek Ransom)	9
More on Sloper's Premises (Dave Hill)	10-11
Indecipherable or Incomplete Perfins	11-14
Additions to Perfined Silver Jubilee Catalogue (George Greenhill)	14
Perfin of The Shell Company of Egypt (Vahe Varjabedian)	15
Cheque Endorsement Perforation Found on Stamps	16
Perforated Telegraph and perforated Air Letters (Rosemary Smith)	17-19
Perforated Foreign Bill Stamps (Jeff Turnbull)	20
An Incomplete History of Stamp Affixing Machines (Dave Hill)	21-28
New Identities Pages 213 to 216	4 Pages
2 Double Sided Railway Worksheets Pages 22-25	4 Pages
Auction No. 1 (2003)	12 Pages + Bid Form

SOCIETY INFORMATION

MEMBERSHIP CHANGES TO JAN' 2003

Total Members 365

New Members

ALAN BOWEN

GEORGE JOHNSON

LAURANCE BLACK

PATRICK ALFRED

ALAN DUNLOP

JIM LAYS

MICHAEL GOODMAN

Change of Address

RALPH WALLINGTON

THOMAS MORKEBERG

LONDON MEETING - SPRING 2003

The next meeting is Saturday 17th May 2003 at Duchess House as usual but there should be a new entrance from Warren Street. More about this in April.

In the report of the November London meeting in the December Bulletin, Roy had suggested a small competition during the Spring meeting. His suggestion is as follows.

1. Five A4 sheets (or similar size) per person to be used to illustrate a single theme, five single page themes or indeed any other combination making up a total of five pages.
2. Exhibits to be judged by those attending the Spring meeting.
3. The winner to receive a £20 credit with the Perfin Society.

Secretary/Treasurer's Comments

Dave Hill

For the present my e-mail facility is down because I seem to have picked up a virus. Until I can get it sorted out I shall be depending on snail-mail!

Subscriptions

As usual about 30 or 40 members have not renewed and will be written to individually. The usual reminders have appeared and if you paid before about 23rd January your membership card should be with this Bulletin. A few members suggest other ways of reminding members but we have found the methods we use have stood the test of time and are easiest for us - an important consideration.

Perfin History

John Luft, who despatches the Bulletin and has done so for over 20 years, sent me some reminiscences of the early days of the Society. Michael Rucklidge did a history back in 1997 to celebrate our 40th anniversary. This was talked about at our recent London meeting and it was thought that the history ought to be a "rolling thing" ie it was there to be added to. Also

some of our long term members and members who have held office in one capacity or another might like to let Rosemary have any memories they may have.

I have often found that stamp collectors are a pretty reticent lot and rarely say what they really think for fear of offending someone who is doing a voluntary job: but let us have your memories, especially as Rosemary is sometimes short of material for the Bulletin. It is YOUR Bulletin and YOUR Society: those who put in the most in all probability get out the most.

MEMBERS' WANTS

Your secretary, Dave Hill, would like to receive your swaps lists and will exchange for his to swap on a one-to-one basis. He wants to fill the many gaps in his collection, including later perfins (too lazy to go thru accumulations of these!). Will also help catalogue your perfins.

New member, George Johnson (address in 'New Members'), is interested in the perfins of Jersey.

ANSWERS TO MEMBERS' QUERIES

Member Bob Brown was born in Croydon and thinks that the answer to the query in the New Identities, Page 211 Bulletin 321 Dec. 2002, for W7950.03 is Wilson & Wilson. They were an old established coffee shop and bakers in George Street. They had other branches and only closed business in the 1980's.

Thanks go to Brian Birch, Dilwyn Chambers, Dave Hill and Jeff Turnbull for donations to the library, with my apologies to the other member who gave me an article at the last London meeting and whose identity I have completely forgotten!

The following are new items in the library:

2719 : Katalog perfinov z uzemia Slovenska
Vaclav Fejtek, Jan Marencik, Jaroslav Kubenka, Tichmor Kotek,
1997, pp.68.
(100g / 3oz approx)

An illustrated catalogue of perfins used in Slovakia (on stamps of the various states that have occupied or incorporated Slovakia).

Includes an introduction in English.

A non-member, Mr. Pegg, has kindly donated his collection of Gibbons Stamp Monthly. We now have a mostly complete run of this magazine from March 1940 to December 1998.

Members who attended the Spring 2002 meeting will be aware that I was handed some important items for safekeeping with the library. These mostly comprised letters (rescued from the closure of Sloper's works) to Joseph Sloper from the GPO and Inland Revenue and include the famous letter of 13th March 1868 from the GPO giving permission for the use of perfined postage stamps.

These letters were being stored in ordinary envelopes, or in the case of the 13th March 1868 letter, in a picture frame (presumably the same frame in which it had hung for many years in Sloper's offices!) so it was agreed that they were worth preserving properly. Brian Birch has kindly agreed to use his contacts with the Society of Conservators to have the items properly archived and when suitably mounted they will be returned to the library where they will be available for members to see.

Alastair Walter writes:- "Seeing John Marriner's article in the December Bulletin reminded me of something similar that appeared in Bulletin 284 (Pg.5). This earlier piece by Tony Edwards concerned an Edward VII 6d with perfin and Govt. Parcels overprint. His comments on that stamp seem to apply equally to John Marriner's:

I fear this may be a forgery, being a perfinned stamp overprinted at a later date with a faked overprint, by a forger who did not understand the impossibility of such an item ... a faker who was not fully knowledgeable about the subject to be faked, being caught out by the use of a perfinned stamp amongst the (presumably) many that were faked.

If we assume that the overprint is a later addition, there is no mystery - a perfectly genuine perfin correctly used without overprint and faked later. This, of course, does not square with John Marriner's assertion that the postmark is over the overprint - but then how do you tell with any certainty which layer of black ink is on top of another? The small overprint "FAUX", which translates as "wrong" or "fake", is probably a dealer's mark, the like of which I have seen on other fakes or forgeries. This is simply the action of a reputable dealer selling the fake as such and preventing it from being passed off as genuine later. The stamp trade is of course international so the mark may quite easily be in French. Looking at the illustration (Ed:- my apologies for the very poor quality of the illustration in Bulletin 321) if the extra holes referred to are those on the left edge of the stamp, then surely they are just the tip of the oval overlapping from the next stamp, the perfin being rather too wide to be applied horizontally.

All the above is, of course, just a matter of opinion - it's hard to prove any of it either way!"

SEEN IN AUCTION

Thomas Cook Undercover Mail.

After the article in Bulletin 320 (October 2002), Brian Merryweather said that at his local philatelic society they had been given a display of Thomas Cook Underground Mail. Because of his obvious interest, in something which came so close after the article in the Bulletin, Brian was shown the following 2 entries in an auction catalogue.

1940 UNDERCOVER MAIL - PO BOX 506, LISBON, PORTUGAL. Scarce POSTCARD ex Belgium to UK via Portugal showing both British and German censorship. Postcards are so scarce. £120/£150

1941 UNDERCOVER MAIL. Very scarce "yellow label" scheme of Thomas Cook service. Fine env. ex Germany to famed PO BOX 506, LISBON forwarded to UK. GB 2½d stamp overfixed plus the yellow label for onward journey to Stoke. Multi censored. A scarce wartime item. (Ed:- no mention of possible perfined stamps on the covers) £180/£190

Brian also sent details of an expensive item in Bonhams sale.

Officials:- Board of Trade: 1902 envelope to Belgrade, Serbia franked by Q.V. 1d lilac and 1½d both with "Crown/B.T" perfins, (1½d inverted), tied by London hooded circle, rare. £500/£600.

Country Collections

Frank Brown has sent me 4 different catalogues/pages/lot items from four different Philangles Auctions from August last year to January this year. Again, the price for the country collections drops each time. Are they ever going to sell? The following **are** two latest examples.

Austria 1455 perfins arranged in 2 albums. No stamp after 1930's. Many scarce inc. inflation period and monogram types. £600/£700 (48p each)

Denmark 1800 housed in 2 albums. Arranged A-Z, nothing after 1930's. A unique collection. £600/£900 (33-50p each)

HILL & SONS

Dave Hill

In this month's 'New Identities Page 215' is reference to H3810.01 HILL/&/SONS perfin. Obviously I have a personal interest in this perfin but no relation!

I recently bought a cover that has an identity which is different to the one in Tomkins. It was from **Hill & Sons, Bankers, 66 West Smithfield, London E.** They also had branches at Metropolitan Cattle Market, London N and at Foreign Cattle Market, Deptford, London SE.

The identity in Tomkins is Wm. E Hill, violin and bow makers (by royal appointment), New Bond Street, London W. Roy has accepted this last was probably someone's guess (well before is time!). He has no stamps with 'W' postmarks. If any member has such postmarks, please inform. The cover was an invoice for the sale of some cattle by Henry Hicks & Son but the money was to be sent direct to Hill's, their bankers. Perhaps this was a more normal way of doing things in Victorian times. Hills were founded in 1825 and taken over by Lloyds Bank in 1911, this last date ties in with the last known use of this perfin.

(Ed:- Dave and I must have been to the same stamp fair and the same dealer. I too bought one of these postal invoices, (rather tatty I have to submit) for the sale of '7 Beasts'. The perfin is on a Id lilac and the date is 8th May 1893 and was posted in London N, the location of the Metropolitan Cattle Market. It was addressed to the farmer whose cattle had been sold. The invoice is an entire with printed inside awaiting relevant details being written in. I wonder if Hill & Sons provided the stamps to the Cattle Salesmen for them to use on their behalf?)

PERFINS IN CURRENT USE Derek Ransom.


Thanks to Messrs Steere, Strange and Donovan, plus myself, for the following information.

Additions to the "Modern" Perfins Listing.

C3085.03	C/HA	20b
D4710.01M	DT	25b
H1160.02M	HC	1 st a
J6320.01m	JPII/XX	private
L4030.02	LB/H	2 nd a
M8020.05M	MB/W	2 nd a
M2755.05M	MGN	25b
R1410.01M	RBC	1 st M (add to 21st Century list)
R2224.01	RH/A	2 nd (extra pin)

Further to the last entry above,
from **Stephen Steere**:-

I have discovered a Machin 2nd class stamp
perfin RH/A but with an additional pin in the H.



(Not to scale)

It would appear that this is die PL/A (P2880.01M) adapted for the RH/A die, but as yet I have no proof. (Derek does not agree with this theory - so watch this space!) Roy has allocated it a catalogue number of R2224.01. However this is the only example reported to date, so can members please check their holdings of this die. If you find a match please report on what issue and value together with any postmark information. I am sure that Derek Ransom would also appreciate details for his list of modern dies being used with perfin.

MORE ON SLOPER'S PREMISES

Dave Hill

I read with interest John Mathews' letter and the later information from Brian Smith in the last two Bulletins and wondered how I was going to use it. The following chronology is almost entirely from John Nelson's "Handbook of British Perfins".

- 1839 54 Oxford Street.
- 1858 215 Oxford Street (Sloper's patent for perforating bills and cheques.)
- 1865 106 High Street, Marylebone and 37 Walbrook.
- 1868 Walbrook House (is this just a grandiose name for No.37? Of course this is the start of perfins.)
- 1875 6 & 7 King William Street.
- 1878 20 King William Street (as the above was not thought, by the Post Office authorities, to be suitable for a Sub Post Office. Sloper complained bitterly that he had to surrender the lease on the former. 20 was on the rounded corner with Cannon Street. Rosemary has a photo of Queen Victoria's Jubilee procession rounding this corner with Sloper's in the background. I have seen this photo in other books) which was demolished in:
 - 1914 22 Budge Row. Sloper's "Five Reigns" booklet was issued from here. This was blitzed in:
 - 1942 New Bridge Street until 1972.

The "City" addresses are shown on the c1950 street guide.

From 1872 to 1991 Sloper's had premises at Tower Royal Works, West Hampstead.

Another query which John Mathews in far flung Australia may be able to answer. I have an 1865 London Directory on 2 CD's. There are three other Slopers listed, all mathematical rule and scale manufacturers:

William at 15 Lambeth Road, London S

Thomas at Hoxton, London N

Alfred at 42 New Kent Road, London SE.

I wondered, as Joseph had an obvious engineering leaning, whether they were family members?

I often cast around for new avenues of research, especially after getting blank looks from stamp dealers when I mention perfins, at the few stamp fairs I get to. I was even trying to think of a theme that I knew about and in which I could get interested. A germ of an idea was "London"; postcards of small places are quite avidly collected but many early London ones are cheap and I thought I would include illustrated letter headings and trade cards. I bought some postcards and am pleased they show lots of people, vehicles, advertising and, I realise now, not far from some of Sloper's premises.

This set me wondering if it was possible to find one actually showing Sloper's shop. The 20 King William street address seems to be the most possible location to be on a postcard, so I have a task for the next stamp fair. Can anyone find such a postcard before me?

INDECIPHERABLE OR INCOMPLETE PERFINS

Burkhart Beer wrote about these just prior to me hearing Peter Maybury's comments. Burkhart thought we could perhaps start a discussion in the Bulletin on the following subject:- Are well centred perfins with one or more missing pins:-

a] Not worth collecting because they are damaged like a perforated stamp with missing perfs

b] or worth collecting because they are a variety caused by bad-handling of dies, wear etc.

If one accepts b] are thin pins (TRAVERS) or thick pins (IBHL) more likely to break? Does the frequency of breaking depend on the diameter of the pins in mm?

Roy has had an e-mail from Peter Maybury suggesting a possible on-going Bulletin item. He was looking through some of the back numbers of the Bulletin and came across the back page of Bulletin 287 which has a page of queries by Terence Wood. Two of those queries were answered at later dates.



Peter goes on to say,

"I am aware that the odd unusual pattern is published for comment but I thought it might be an idea for it to be a regular column as I am sure there are literally thousands of partials/missing pin patterns out there that perhaps are duplicated among a number of members which are "not quite recognisable ". The column could start with an appeal by Rosemary for scanned oddities and she could publish those that are the most interesting each edition and invite feedback. I know that 80% of the questions and answers will come from the same group but it will probably get a number of members out of their shells. "


It could work if members sent me a good scan of the perfin and do not send me a packet of partials to sort out. I have more than enough of my own to decipher. To give an example of the kind of thing Peter is perhaps thinking of, Roy has pulled this one out of his oddments to show how a peculiar partial can be reconstructed - if you have the Society catalogues!!

Roy explains,

"This unusual pattern is on a QV Id Red (plate 176) postmarked with a London Chief Office 'diamond'. From the symmetry of the holes, the stamp has been folded, so re-folding it gives the impression of exactly what to look for and match with.



With the "L" in the correct orientation, the first letter probably finishes with the first two holes, i.e. the bottom of an "A", "H", "M", "N", "R", "W" or "X". There is probably a stop between the first two letters because the 4th hole has two neighbouring holes placed slightly higher and just nibbling away at the fold of the stamp. This is probably the bottom part of "C", "G", "J", "O", "Q", "S" or "U". With a stop between the first two letters, there is probably another stop between the last two letters and may well account for the 5th hole in the line of holes. This leaves just two holes close together to account for - possibly a "C", "G", "J", "O", "Q", "S" or "U", but a different letter to the second letter.




Next would follow a trawl through the Illustrated Catalogue, unless experience or a simple hunch kick in. For me, "N.C.S/L" (N0840.01) was screaming out loud and clear and on closer inspection it fitted exactly. The die was probably in use 1874-1907 by the New Civil Service Co-operative Ltd, 122 & 124 Queen Victoria Street, London EC. "

So either let me know if you have an opinion about Burkhart's points; or think the idea from Peter will make a regular feature; if you would find it useful to help solve your partials; and if you have an oddment for a future column. Remember, I do not want actual stamps sent, just a good scan or photocopy. Either send to scale or increased exactly to A5 size so they will reduce back to scale in the Bulletin.


Additions to Perfined Silver Jubilee Catalogue

George Greenhill - from various members.






A0830.01	A/BROS	½d	New Value
A1690.01	AD/CL	1½d	New Die
A3530.01	A---L	1½d	New Value
F0270.03	FBC	½d	New Value
H0730.02	H&B/Ld	½d	New Value
H6350.11	H&S	2½d	New Value
J2160.01	J.D&S	½d	New Die
N3770.02	N&Z	2½d	New Value
P2790.02	PK/L	½d 1d	New Die
R1975.01	R&G	1d	New Die
S0080.02	S.A.	1d	New Value
S0630.03bM	SB/C°	1½d	New Die
S1620.01	S&C°	1½d	New Die
S1778.01	S.C&S	½d	New Die



A 1690.01



2160.01



PERFIN of THE SHELL COMPANY OF EGYPT LTD

Vahe Varjabedian

It is the greatest pleasure to someone who makes studies in philately and searches to find items which have not been recorded. This is the case with perfins. It is not easy to find new identities for companies using perfins on Egyptian stamps.

Since publishing my *Catalogue of Egyptian Perfins* I have often been asked if I know the origin of the perfin which was something like the old Pharaonic lotus flower.

Last month, whilst checking some invoices, I found a 10 Mills (brown) 1939-49 Tax Stamp punctured with a Sea Shell shape (46 holes). The invoice was from The Shell Company of Egypt and dated 12/4/1955. What a coincidence. It would seem that Shell was using their perfin only for tax stamps to put on invoices and receipts.

After Nasser nationalised the foreign companies in Egypt in 1960, Shell Company became MISR PETROLEUM CO.

D:0 9651 - 1/54 - 150x150x3 - Amer Form No. CB. 370 (MSD. 10/11)

C. R. No. Cairo 941 شمل تجارى رقم ٩٤١ القاهرة

№ 12080 رقم ١٢٠٨٠

CAIRO القاهرة في ١٤/٤/٥٥

Client's Ref. No. / ١٤٠٠ / ٤٦

Received from M. السيد محمد السيد الشرفى وصالنا من السيد

the sum of L.E. ٤٥٠ مبالغ وقدره

by Cash بوجيب شيك رقم نقدا

in settlement of items detailed in the margin. تسديداً للخدمات المذكوره مقابله

فواتير رقم INVOICES No.	AMOUNT L.E. مبالغ m/m
٤٥٠	٤٥٠


عن شركه شل مصر لبتد FOR THE SHELL COMPANY OF EGYPT LTD.

COLLECTOR الحاصل

١٠ MILLS 10

This is the only recognised official receipt
The Company's authorised Collectors carry a printed letter
of authority which will be produced on demand



الا هذا الايصال الرسمى
بركة المصرح لهم بالحصول بحملون خطايا يتحول
ويبرز عند الطلب.



Cheque Endorsement Perforation Found on Stamps

Norman Hewerdine sent a pair of KGV ½d stamps with 'unusual holes' to see if I could identify the perforations.

From the illustration of the stamps and a photocopy of a cheque (I believe from Mike Bavin many years ago), it can be seen that these stamps were inadvertently perforated with a cheque endorser. I have no logical explanation for this. I wonder if anyone else has anything of a similar nature?



The illustrations are not to scale.



PERFORATED TELEGRAPH FORM

Rosemary Smith

In the August '97 (289) Bulletin, I noted in my final article on Perforated Postal Stationery, Telegraph Forms, that the only one I had, and had ever seen, was a QV with perfin A2820.01 (AH/&C⁰). A "WM" (W5160.01) had been seen reported on an unknown date in The Cinderella Philatelist. No one wrote to me at the time to confirm this Telegraph Form.

JEFF TURNBULL has now sent a photocopy of an EVII Telegraph Form with G3400.01 (GM/&G) of Ginner Morton & Goddard, perforated through the embossed 6d stamp from his collection. The "5/12" at the bottom of the Form shows the Form was printed in May 1912. The printer is just noted as 'Wy. & S., Ltd.'


These Telegraph Forms must be the scarcest Perforated Postal Stationery items.

SEE NOTICE AT BACK.		No. of Telegram _____
A. 1.	POST OFFICE TELEGRAPHS.	(Inland Telegrams.)
Prefix _____ Code _____	Office of Origin and Service Instructions.	Words. _____ Sent. _____
		At _____ M.
		To _____
		By _____
<p>When a reply is to be prepaid, write in this space the words "Reply Paid." No charge is made for them.</p> <p style="font-size: 2em;">TO {</p>		 <p style="font-size: 0.8em;">A receipt for the charges on this Telegram can be obtained, price One Penny.</p>
<p>12 words, including the words in the address, 6^{D.}</p> <p>Every additional word, 1¹/₂^{D.}</p>	<p style="font-size: 2em;">FROM {</p>	<div style="border: 2px solid black; padding: 10px; width: fit-content; margin: 0 auto;">  <p style="font-size: 1.5em; margin-top: 5px;">3400.01</p> </div>
<p>The Name and Address of the Sender, IF NOT TO BE TELEGRAPHED, should be written in the Space provided at the Back of the Form.</p> <p>(4602) Wt. 4588-1704 1,000,000. 5/12. Wy. & S., Ltd. Sch. 42.</p>		

PERFORATED AIR LETTERS



Also in Bulletin 289 I covered perforated Air Letters. At that time B2100.01 (B/D/H) of the British Drug Houses Ltd on a 6d GVI Air Letter had been reported and C5520.01 (C/OF/A) Commonwealth of Australia on a QEII 6d was noted from the Cinderella Philatelist. I have W3800.01a (WHS) of W.H.Smith & Son Limited, dated 5-12-61 on QEII 6d.

Once again **JEFF TURNBULL** has sent a print out from the Internet on Postal Stationery perfins of an embossed 6d QEII. From the enlarged copy it would appear to be W3800.01c which is the "WHS" with a flat topped "S". This is now a positive identification of this die: previously only catalogued as a probable identity. (I only show the stamp but there was a copy of the whole Air Letter with identity clearly marked.) I have checked my copy again and it is the W3800.01a so W.H.Smith used two different dies on these Air Letters.



3800.01c

ALAN SANDY sent details of another new perfinned Air Letter. This is also on a QEII 6d, dated 20-10-53, and the perfin is G1910.01, "G&G", of Gordon and Gotch Ltd, 75-9 Farringdon Street, London E.C.4.



JOHN MATHEWS and JEFF TURNBULL both saw the next item on the ebay internet auction. A KGVI 6d Air Letter from 1953. Perfin is A4230.01 (AN/L) of Associated Newspapers Limited. John sent the print out when it first appeared on the Internet and the first bid was for \$9.99. Jeff sent the print out at the close of the bidding - \$114.01! Quite a rise.

What would you have paid for it? To date I have only had 6 different dies reported on a total of 8 Air Letters. They must be in the scarce category if not a rarity.

Please accept this as the complete update for the Telegraph Forms and Air Letters. One of these days, probably when someone else takes the job of Editor, I will find time to update the Envelopes, Registered Envelopes, Postal Stationery Cards and Newswrappers. I have quite a bulging file with new information sent in by yourselves. Do keep sending any new details - they will be kept and used - one day.

PERFORATED FOREIGN BILL STAMPS

from Jeff Turnbull

The following are additions to the catalogue of Perforated Foreign Bill stamps, available from Jeff as Publications Officer.

The 'G.H.P/ & C^o' appears to be a different die to G2340.02.

In use: 1917 +


Dates

Issues: GV, 2/-,

Went: William Cory & Sons,
Cardiff & London EC3

New Illustrated

Cat No C5600.02



In use: 1870s

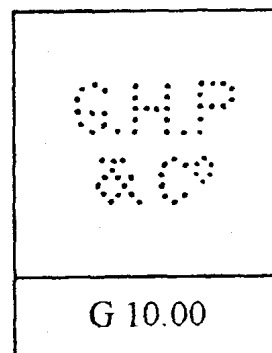
Dates:

Issues. QVic, 4/-,

Ident: George H Penney & Co,
23 Lime Street London EC.

New illustrated

Cat No G



In use: 1926-1946


Dates:

Issues: GV, 15/-,

Ident: Ottoman Bank,
26 Throgmorton Street, London EC2.

New Illustrated

Cat No O0160.01



In use: 1870-1873


Dates:

Issues: QVic, 1/-,

Ident: London.

New illustrated

Cat No T0010.25



AN INCOMPLETE HISTORY OF STAMP AFFIXING MACHINES

Dave Hill

Like most technical advances, the history of affixing machines, as told in the PO Archives, is filled with the optimistic claims of inventors, the pleas of interested users, and the exaggerated difficulties of the establishment. There were many potential inventors who were convinced they could ease the "licking and sticking" of the 1000's of stamps used by businesses in the early 1900's IF the PO could be persuaded to provide the stamps in a suitable form. Then, they thought, businesses would fall over one another to take up such an invention.

The files in the PO Archives present a plethora of facts, unfortunately ordered in a way only known to some long dead clerk. One is tempted astray by interesting but misleading false trails, and long official reports deter the writer from his goal. Hence the "incomplete" history.

The first mention appears to be an **"Automatic Postage Stamp Dampening and Affixing Machine, Springers and Myers Patent 1908, Liverpool"**. The claim that it used stamps from sheets or rolls, meant I think, that the sheets had to be made up into rolls! The inventors were "two Trinidad Gents", one a clergyman and the agent in the UK was the brother of one.

It seems to have been given practical expression by a E C Hunton, who talked the PO into giving a trial at Throgmorton Street PO, in the City of London. The user inserted his penny (it refused foreign coins!), offered his envelope or package, pulled the handle smartly (but not too smartly - it broke once) and the machine affixed a id stamp.

On the other hand if the handle was not pulled smartly enough only part of the stamp was stuck or it adhered somewhere in the machine. After a few weeks trial it became obvious that without the attendance of Hunton or his operator, the machine was far from trustworthy. They kept a supply of "coppers" to recompense users who did not get a stamp, later recovering the stamps from inside the works of the machine. The high usage was mostly mail processed by the inventors. Usage by the public was only about £2 per week and the PO asked for the machine to be removed. Stamp affixing was not as easy as at first thought.

Prior to the trial of the machine someone had done a good PR job, articles praising the machine appeared in many provincial newspapers. This produced lots of requests for machines and stamp coils to fit them. At the same time the better known trials of the **Kermode** stamp vending machines were being made at a number of other London PO's.

In 1909 the **Merkham Trading Co.** said they were the patentees of an English machine but drew attention to an advert for an American machine in "Office Appliances". Later they had installed five machines, one at Remington Typewriter Co. for £5 and it could be operated by anyone. They asked why we could not provide stamps in coils as did the US PO. Upon enquiry it was found that the US were making coils from sheets, sticking them every 10th stamp as we did. Still later Merkham said they were selling machines to the US where they became "Multipost".

[Ed:- In Bulletin 254 (October 1991) Roy Gault wrote an in-depth article about Perforated Coil Stamps in which the Multipost machine was fully explained. Later, in Bulletin 271 (August 1994) there is an illustration of one of the advertising labels for the Multipost and in 274 (Feb' 95) two illustrations of the Multipost Advertising Labels for the US market.]

Solicitors Radcliffe, Carter and Hood acted for the patentees of another machine, **Daniel, Bullock and Burton** (or was it the first one resurrected?). The machine dampened the envelope (not the stamp) and had a stamp counter under a locked cover. It would reduce labour and prevent theft. They wanted the PO to make up coils and did not see why they should go to the expense of buying 100's of sheets of stamps and the machinery to make the coils as well as the expense of building the affixer. Eventually they offered to pay, for 3 years, the wages of the girls making the coils. By 1910 **The International Stamping Machine Co.** had taken over this machine.

In that year the **BEAM** machine had 5 separate rolls of stamps and they could be perforated with any initial. The PO was put off by the trial of the first machine and the differing requirements of various machines, so they circularised the manufacturers asking what size core they wanted, how many stamps, and what delivery.

The **BEAM** machine (REX? The first machine was so called as well) needed a 1 1/4" core, bottom feed. Harrison were already making coils and they could be perfinned.

C **MICHAELSON** wanted a 1" core (but it could be larger) and bottom feed. He was in Edinburgh but all his machines had been supplied to Glasgow.

KERKHAM said 1"+ and bottom feed.

McKENNA & CO were agents for **Chemische Technische Industries GMBH** and wanted a core 10-30mm dia and top feed but said their design incorporated a marble in the coil to indicate the end of the roll.

The ISM Co. had a coiling machine on its way from the US. The US PO said they had reduced the stamp perforations from 14 to 7 and done away with them altogether on the other sides of the sheets to make the sheets easier to slit. At first they wanted sideways delivery but had to be satisfied with top feed, 1000 stamps on ½" coils. They had 18 girls making 960 coils/day and with the new machines hoped to make 1000 with only 4 operators. They were granted a license to sell stamp coils at 2d each over the stamp cost.

SLATER, BATTY & Co. had not even invented their machine yet.

KLEENAN, agents for MICHELIUS wanted 1¼ cores, top feed, their machine cost £10.

In 1911 Harrisons were asked to quote for coils, to have heavy lead seals. When asked to replace these with paper seals and reduce their price they said paper seals were the same price.

The Merxham Trading Co. had heard a claim by the manufacturer of a German machine that the PO were making coils for them and wrote an incensed letter asking why a British company was not given the same facilities. Of course, the claim turned out to be premature.

In the meantime the BEAM machine was £26-50 and they were now waiting coiling machinery from Belgium.

A machine for printing stamps in coils made by Gandenberger Machine Manufacturing Co of Dormstadt as used by the German PO was

investigated. At 22,000 marks it was dearer than Harrisons joining the coils by hand!

At this time an ad appears in the files for a "**Jones Quick Stamper**", which states 'if it's not available from local supplier just send \$3'. It illustrates a small nickel plated, palm held, banjo shaped machine. The thumb advances stamps (from a small coil presumably) and these were pressed onto the letter from the underside of the "neck" of the banjo.

The PO asked Harrisons to produce a number of dummy coils and sent these to the firms involved, asking for their comments and how many they would need.

ISM Co answered that they had machines in Liverpool, Port Sunlight, Manchester, Birmingham, Leeds and Glasgow. BEAM had 37 machines, in Dublin, Stafford, Sheffield, Preston, York, Hull, Portsmouth, Bradford and Brighton. Michaelson now had 30 in Perth and 20 in Glasgow. Kleenan/Michelius had 50, in London, Liverpool, Bradford and York.

In addition the PO had enquiries for coils from the Home Supply Co., Chancery Lane; Carrs of Carlisle; Smiths Premier Typewriter Co, Queen Street, EC; Imperial Hotel, Cork; E Hulton & Co, Tudor Street, EC and Fleet Street, EC; publishers of The Daily Sketch etc; British Stamp & Ticket Automatic Delivery Co Ltd, Tothill Street, Westminster and Halsby & Co, Cannon Street, EC. This last illustrated a "Protectorgraph" on their letter heading, which could be a perforating device, but they do not say what a protectorgraph is, just unhelpfully, that they make them in many countries of the world.

The Michelius "Record" machine perfins stamps and they tried to get the PO interested in other machines of theirs, in use by the German PO. These were affixing stamps to bulk mail. The German PO preferred stamps to "Post Paid" impressions as they considered, quite rightly, that these looked like circulars and were thrown away unopened by the recipients. The British PO declined trials preferring "Paid" stamps applied by electric machines.

Hilton, a clerk in West District PO offered his invention to affix coils produced by Harrisons. The PO were used to inventors, they even had a printed leaflet pointing out where they stood.

Merkham were offering machines at £10-50 and were showing them to Labour Exchanges for stamping the new Insurance Cards.

Lastly, in the file was an 1918 letter from Multipost with a Multipost advert stamp affixed and this advert was presumably from this period. The PO were querying whether "the British Government has 125 machines" as claimed.




STAMPS INSURANCE CARDS, PARCELS, LETTERS, POST CARDS

YOU—WITH THE STAMP BOX

Why waste your time stamp-sticking when you might spend it much more profitably or enjoyably? Why have that daily race with the clock at the old sticky messy game? Why have people "helping themselves" and forgetting to tell you? Why break your heart at the "strip and lick" or "sponge and stick," only to be told you are short in your balance?

Why put up with all the fret and fume, hustle and blame, when with a punch of THE MULTIPOST you can stamp and record every stamp used, and "keep all other fingers out of the pie"?

Ask your employer to have THE MULTIPOST on a FREE FIVE DAYS' TRIAL as invited opposite. You'll show him how to save his money as well as your time. You'll be freer for better work—and you know what that means.



Hand-sticking stamps on Letters or Insurance Cards


And YOU—Mr. Employer—who seek efficiency in your staff

The MULTIPOST stamps letters or cards, parcels or Insurance Cards and counts them—200 in a minute. A novice can use it. Saves a clerk.

It makes your stamp clerk *really* the stamp clerk. No one else can use it—or take the stamps. Removes all risk of shortage and suspicion.

It is small, simple, light, efficient, durable. Guaranteed absolutely, fair use or foul, for one year. It never leaks or jams, or mutilates the stamps. After several years it is still the only efficient stamp affixer on the market, and is used by over 30,000 prominent business houses. The British Government has 125.

It holds 500 stamps, and water to affix them securely. All values of stamps can be used. Your local post office is officially bound to supply, on demand (or within 3 days if not actually in stock), the right stamps for the MULTIPOST in rolls as follows—



Stamping Letters or Insurance Cards with MULTIPOST

Postage	1½d. "M" 500	£3 2 7
"	1d. "F" 500	£2 1 9
"	¾d. "H" 500	£1 0 11
Insurance	7d. Health 480 "Delivery Lower End-First"	£14 0 0
"	6d. Health 480 ditto	£12 0 0
"	Unemployment "Delivery Left Side First" 480	£10 0 0

Will you try the MULTIPOST for 5 days, free. If not then convinced of its enormous saving, efficiency and security, simply return it to us. Please use or enclose this tear-off form, and at the same time order stamps, at your Post Office, to avoid delay. If for postage, specify the above letters "M," "F," or "H" (which are rolls specially made for the MULTIPOST), to prevent the possibility of being supplied with rolls which will not work in the MULTIPOST. Any Post Office can supply you, but may take three days for first order.

5 DAYS FREE TRIAL

THE MERKHAM TRADING CO., Ltd.,
3, 4 & 5, Bank Chambers, 329, High Holborn, W.C.1

Please send for 5 days' Free Trial.

X { Postal MULTIPOST
Insurance MULTIPOST

x (Cross out the one you do not want).

NAME and ADDRESS:—

If not then satisfied in 5 days we are free to return the MULTIPOST.

Local Agents—

THE MERKHAM TRADING CO., Ltd., 3, 4 & 5, Bank Chambers, 329, High Holborn, London, W.C.1.

SAVES WORK, WORRY, LABOUR, MONEY.


**This
is
Yours**

To reduce cost of stamping.

[P.T.O.]

If you want to
save money and
time on your firm's
postage account.

The MULTIPOST
actual size. Weight 1 1/2 lbs.



Stamps efficiently,
swiftly, and counts
every stamp. Can be
worked only by the
holder of the key.
Stamps safely
locked up inside