

PERFIN GLOSSARY

BASE — The Basic metal bottom on which all parts of the machine are mounted. See *Parts of a Perforating Machine photo at end of Glossary.*

BLIND PIN — When a perforating pin makes an indentation in the stamp without cutting through it. Sometimes a result of too many sheets of stamps in the perforator.

BENT PIN - See Broken Pin.

BROKEN PIN — When a pin is broken off and is too short to touch the stamp during perforating, there will be no hole in the stamp. If a pin falls out of the machine or is bent within the machine, the resultant lack of a hole is also referred to as a Broken Pin.


CODE HOLE — A hole surplus to the normal design or initials which usually notes a different machine or a different original distribution point for the perfins.

COLLECTIONS — Perfin Type Collection — Has one sample of each perfin type.

Perfin Issue Collection — Has one sample of every different catalogue numbered stamp possible for each perfin type.

Perfin Position Collection — Is an expansion of an Issue Collection to include as many as possible of the eight positions.

DAMAGED DIE — A die that has broken pins. A Damaged Die produces incomplete perfins.



DAMAGED PERFIN — A perfin which has a thin, tear, crease, pulled perf, trimmed perfs, etc., in the stamp.

DIE — A set of pins to make one complete design or set of initials, including a code hole if applicable. Each die is unique.

DIE PLATING — Is the reconstruction of the positions or order of the dies within the machine. In the process, one may or may not identify the different dies recognizing the unique locations of the pins relative to each other.

DOUBLE PERFIN — Where one stamp has been through two or more perforating operations.

Perfect Double Perfin — Where two perforating operations are so close that each hole cuts itself on the second operation.

FAKE PERFIN — Where an individual has fraudulently altered a stamp to make it appear to be a perfin.

FAVOUR PERFIN - See Philatelic Perfin.

FEEDER PLATE — The steel plate attached to the base of the perforator upon which the sheets of stamps are laid as they are fed into the perforator. See Parts of a Perforating Machine photo at end of Glossary.

GUIDE — The metal plate between the head and the perforating plate which holds the pins in alignment when they are not in the perforating plate. See Parts of a Perforating Machine photo at end of Glossary.

HEAD — The horizontal male steel bar in which the perforating pins are set. Designed to hold one or more dies, the head moves down and up during the perforating action. See Parts of a Perforating Machine photo at end of Glossary.

HOLE — The circular space left in the stamp after a pin has cut its way through the stamp.

INCOMPLETE PERFIN — Where a perforation is completely on the stamp but does not have all of the holes in the design perforated through the stamp. See also Partial and Split.



MINT PERFIN — An uncancelled perfin-with full gum. Since perfins are a product of a security procedure, many of these mint stamps are stolen property or philatelically perforated.

MULTIPLE PERFIN — Has part of two or more perforations in one stamp, caused by two or more perforating operations. These operations may not necessarily produce the same positions. See also Double Perfin.

OFFICIAL PERFIN — A perfin used by a Government Department or Agency.

Federal Official — A perfin used by more than one Canadian Federal Government Department or their Agencies.

Federal Departmental Official — A perfin used by a single Canadian Government Department or their Agency.

Provincial Official — A perfin used by more than one Canadian Provincial Government Department or their Agencies.

Provincial Departmental Official — A perfin used by a single Canadian Provincial Government Department or their Agency.

PAIR — A pair of stamps, each being a perfin.

Mirror Pair — A pair of stamps each with the same perfin type but one in reverse to its mate. Created by folding the pane of stamps prior to operating the machine.

Perfin Type — A designated design or set of initials. All dies within one machine are deemed to be the same Perfin Type.

Perfin Variety — A minor difference between the dies mounted in a single perforating machine.

PERFORATED INITIALS — See Perforated Insignia.

PERFORATED INSIGNIA — Frequently interchanged with Perforated Initials, both of which are permuted to 'perfin'. Perforated Insignia usually refer only to the holes in the stamp, whereas a Perfin is the stamp which has the holes in it.

PERFORATING PLATE — The horizontal female steel bar with drilled holes to accept the pins cutting holes in the stamp. See Parts of a Perforating Machine photo at end of Glossary.

PERFORATION — The series of holes produced by the pins of a perforating machine die.

PERFORATOR — A hand cranked or electrically operated machine with one or more dies used to perforate initials or designs in stamps.


PIN — A flat ended, cylindrical, metal needle that cuts one hole in a stamp. See Parts of a Perforating Machine photo at end of Glossary.

PERSONAL PERFIN — A perfin produced by a machine in the hands of an individual for whom the primary reason for using the perforations is not for security purposes. Generally, these perfins are used by collectors who simply like to have their own personal machine.


PHILATELIC PERFIN — Where a person requests the owner of the perforator to perforate stamps supplied by the recipient, or where a person perforates his own stamps for his own purposes. These stamps were not obtained by the owner of the perforator and are not intended to be used by the owner of the perforator. These stamps are considered to be philatelic as it is possible that these issues would not have been perforated if this operation had not been requested.

PRIVATE PERFIN — A perfin used by a company or individual rather than a Government Department or Agency.

RANDOM HOLE — A hole surplus to the design or initials in the stamp and is not a code hole. It is the result of a double perforation with one perforation being very incomplete, thus more than one Random Hole may be in any given stamp.




SPLIT PERFIN — Where the stamp is improperly placed in the perforator, resulting in part of the two adjoining dies perforating a single stamp. Neither die is com-



Perf-Imperf Pair — A pair of stamps with only one of them having a perforation in it.



Position Pair — A pair of stamps with a different position in each but not a Mirror Pair.



PARTIAL PERFIN — A stamp in which the outline of at least one complete design-can not be found in the stamp. See also Incomplete and Split Perfin.




PERFIN — A stamp perforated, for security purposes, with a series of holes in the shape of a design or initials (not used for cancelling the stamp to prevent reuse). The stamp may be for either prepaid postage or revenue tax.

Perfin Factor — The relative scarcity of perfin types reported to the BNAPS Perfin Study Group survey. The 'A' rating is the scarcest and the numerical details can be found in Chapter 5.


Perfin Issue — A perforation in a stamp of a specific catalogue number. Sometimes generalized into a specific set or series of stamps.

Perfin Number — The handbook number allocated to each perfin type illustrated in this book.


Perfin Position — The changing position of the perforation relative to the design of the stamp in an upright position, the result of feeding the stamps upright, sideways or inverted through the perforator. See Addendum L for specific details.



Overlap Double Perfin — Where the outline of the second perforation overlaps with the outline of the first. Draw a line through the holes of the combined initials circularly until you return to where you started for each perforation.




Non-Overlap Plus Double Perfin — Where two operations are found in a stamp. The outline of the perforations do not overlap and the total number of holes, is greater in the stamp than in one complete-die




Non-Overlap Minus Double Perfin — Where two operations are found in a stamp. The outline of the perforations do not overlap and the total number of holes is less in the stamp than in one complete die.



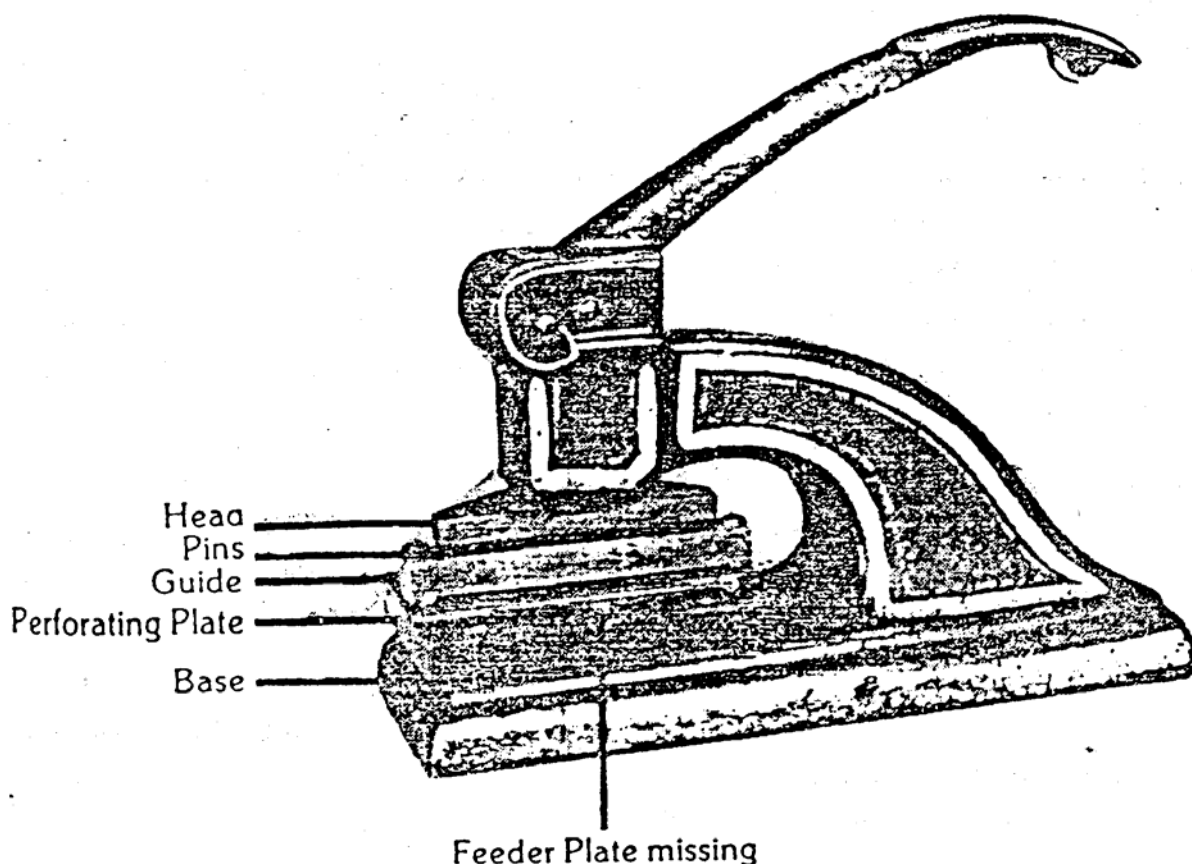
Multiposition Double Perfin — Where two perforating operations result in two different positions in the same stamp. The double can exist as any of the above doubles, excluding the Perfect Double



perforation. In most cases a split will be horizontal relative to the perforation. Frequently the Split Perfin is a result of the stamp being a different size from that for which the machine was designed.



PARTS OF A PERFORATING MACHINE



The above is copied, with permission, from "Canadian Stamps with Perforated Initials" by Jonathan Johnson and Gary Tomasson. It is reproduced here to give members a chance to comment on the suggested definitions from a GB point of view. Comments together with suggestions for additions or alterations should be sent to the Society's Bulletin Editor.

NEW HOSPITAL IDENTITY by Tony Edwards

The perfin of the Metropolitan Asylum Board is well known to be No. M0100.01 (MA/B). However I have a cover with this perfin and the return address of the "Brook Hospital, Shooters Hill, Woolwich, London SE." The letter it contains is addressed from the Brook War Hospital dated 28/9/1915 and is a letter from repatriated wounded soldier. From this it would seem that both the Metropolitan Asylum Board's buildings and stamps had been commandeered for the war effort!