



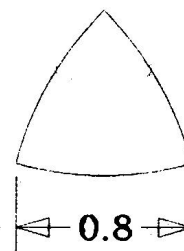
Information is sought from the membership to help solve a couple of problems. The first concerns the new perfin die L&S/B (L4922.01), found on a 1d Lilac clearly dated 12 FE 96. It was sent in by John Nelson, and I para-phrase his letter:



"At first sight it seemed to be a straight forward L&S/B die but on closer examination with a magnifying glass it can be seen that the pins which form the letters are not circular but shaped like tiny arrow-heads.

Having never seen anything like it before, could I ask if members have in their collections further examples of this die or any others of the same kind? Since it is impossible to drill arrow-head shaped holes, can anyone suggest a technically feasible method by which such a die could have been produced?"

My attempts at enlargement did not create a very clear picture of the shape of the holes, so I have drawn one of them twenty times full scale



The second request for help from the membership concerns the poorly made multiheaded die based on the perfin JP/&S (J6230.03) and used by John Player & Sons, Nottingham.

Over the years the various heads of the die have been catalogued as J6230.06, 06a/b/c/d/e, and 07, but information from strips and large format stamps have enabled five of the six heads to be positioned relative to their neighbours (see below). Can anyone prove which end the unplaced pattern (illustrated above) sits, and has anyone a proving cover for J6230.03?

