

## STORING AND DISPLAYING PERFINS








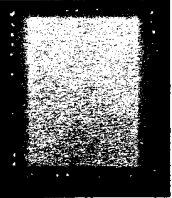














One of our members, KIM BJARNT of Denmark, could not attend the London meeting and, wishing to participate in the competition, sent me photocopies of how he stores his perfins. Unfortunately, his packet arrived whilst I was on holiday so his entry did not get to the meeting. I found his way of storing perfins very interesting, so by way of apology to Kim for missing out on the competition, I am including in this Bulletin part of his entry. It may be a possible blueprint for others to follow.

He decided to make up his own sheets - as illustrated on the next page - the framework of which is Xeroxed on 80g copy paper. At the top is a header where he writes catalogue number, user and period of use. The page also has a footer where he notes any covers he has. Just below the header are 5 squares; in the first he puts the perfin die, using the reverse of the stamp in a black mount; the other 4 squares are used for variations of the die e.g. Provisionals, inverted dies etc.

The rest of the page is divided into 25 squares and is used to mount perfined stamps with picture side up, with SG Nos. below. All values of any particular issue can be accommodated.

All sheets are kept in plastic sleeves, open at top and left side for easy access and stored in a 40mm 4 ring binder. He calculates around 110 binders will be necessary for a complete collection. Perfin covers are stored in A5 sleeves/binders with a small sticker on the sleeve for notes.

\* \* \* \*

NR: R4870.04	NAVN: RYLANDS & SONS LTD.			START B
KAT:	MAN CMASTR			SLUT E
				(3 P...)
PERFIN	PERFIN VARIANTER			
				
				 7?
				
				
				
BREVE:				